

D E P A R T M E N T O F T H E A R M Y T E C H N I C A L M A N U A L

---

ORGANIZATIONAL MAINTENANCE REPAIR PARTS  
AND SPECIAL TOOLS LISTS

CRANE SHOVEL BASIC UNIT, CRAWLER MOUNTED:

40-TON; 2-CU. YD

(HARNISCHFEGER MODEL 855BG2)

WINTERIZED FSN 3810-542-3048

WINTERIZED FSN 3810-542-3049

(HARNISCHFEGER MODEL 855BG3)

NONWINTERIZED FSN 3810-786-5200

---

H E A D Q U A R T E R S , D E P A R T M E N T O F T H E A R M Y

NOVEMBER 1967

**Organizational Maintenance Repair Parts And  
 Special Tools Lists  
 CRANE SHOVEL BASIC UNIT, CRAWLER MOUNTED:  
 40-TON; 2-CU. YD.  
 (HARNISCHFEGER MODEL 855BG2)  
 WINTERIZED FSN 3810-542-3048  
 WINTERIZED FSN 3810-542-3049  
 (HARNISCHFEGER MODEL 855BG3)  
 NONWINTERIZED FSN 3810-786-5200  
 This manual is current as of 3 February 1967.**

		Paragraph	Page
SECTION	I.	INTRODUCTION	
		Scope -----	1 v
		General-----	2 v
		Explanation of columns-----	3 v
		Special information -----	4 v
		Instructions for locating repair parts -----	5 v
		Abbreviations -----	6 v
		Index of Federal supply codes-----	7 v
		Reporting of equipment publication improvements -----	8 ix
SECTION	II.	PRESCRIBED LOAD ALLOWANCE -----	x
SECTION	III.	REPAIR PARTS FOR ORGANIZATIONAL MAINTENANCE	
PART	I.		
Group	01.	Engine	
		0100 Engine assembly -----	1
		0101 Crankcase, cylinder head -----	1
		0105 Valves, camshafts and timing system -----	2
		0106 Engine lubrication system -----	2
		0108 Manifolds -----	6
	02.	Clutch	
		0202 Clutch release mechanism -----	6
	03.	Fuel System	
		0301 Fuel injector-----	7
		0302 Fuel pumps -----	7
		0304 Air cleaner-----	7
		0305 Blower-----	8
		0306 Tanks, lines, fittings-----	8
		0309 Fuel filters -----	10
		0311 Engine starting aids -----	10
		0312 Accelerator, throttle or choke controls-----	11
	04.	Exhaust System	
		0401 Muffler and pipes-----	12

\*This manual supersedes TM 5-3810-201-20P, 21 January 1964.

Group		Page
05.	Cooling System	
	0501 Radiator -----	13
	0502 Shroud -----	13
	0503 Water manifolds, headers, thermostats and housing gasket -----	13
	0505 Fan assembly -----	15
06.	Electrical System	
	0601 Generator -----	16
	0602 Generator regulator -----	17
	0603 Starting motor -----	17
	0606 Engine safety controls -----	18
	0607 Instrument or engine control panel -----	18
	0608 Miscellaneous items -----	20
	0609 Lights -----	22
	0611 Horn -----	22
	0612 Batteries -----	23
	0615 Radio interference suppression -----	23
08.	Power Transfer	
	0801 Power transfer assembly -----	23
	0804 Lubrication components -----	23
13.	Tracks	
	1302 Track support rollers and brackets -----	24
	1303 Track idlers and brackets -----	24
	1304 Track drive sprockets -----	24
	1305 Track assembly -----	24
15.	Frame	
	1501 Frame assembly -----	25
	1502 Counterweights -----	25
18.	Body, Cab, Hood and Hull	
	1801 Body, Cab, Hood, Hull Assemblies -----	25
	1808 Boxes -----	26
22.	Body Chassis or Hull and Accessory Items	
	22012 Accessory items -----	26
	2210 Data plates -----	26
43.	Hydraulic Systems	
	4301 Strainers, filters, hoses, pipe fittings, tubing -----	27
	4305 Manifold and/or control valves -----	33
	4307 Hydraulic cylinders -----	35
	4308 Liquid tank -----	36
	4309 Manual controls -----	36
47.	Gages, Weighing and Measuring Devices	
	4701 Instruments, speed -----	41
	4702 Gages -----	42
74.	Cranes, Shovels or Earth Working Equipment	
	7410 Shovel front attachment -----	42
	7411 Crane dragline or clamshell attachment -----	46
	7412 Back hoe attachment -----	51
	7413 Pile drive attachment -----	56
	7414 Base deck -----	57
	7416 Shafts -----	59
	7419 Turntable -----	70
	7420 Machinery gear case or frame -----	71
	7421 Independent or precision boom hoist -----	71
	7422 Machinery mechanism controls -----	72
	7423 Gantry -----	81
	7425 Propel and steering mechanism -----	83
	7499 Cables -----	86

		Page
	Group 76. Fire Fighting Equipment	
	7603 Fire extinguishers -----	87
	95. General Use Standardized Parts	
	9501 Bulk material -----	88
	99. Parts Peculiar	
	9901 Multi-listed parts -----	89
PART	II.	
Group	01. Engine	
	0106 Engine lubrication system -----	91
	03. Fuel System	
	0304 Air cleaner -----	91
	0306 Tanks, lines, fittings -----	91
	05. Cooling System	
	0501 Radiator -----	92
	0503 Water manifolds, headers, thermostat and housing gasket -----	92
	06. Electrical System	
	0601 Generator -----	92
	0607 Instrument or engine control panel -----	92
	0608 Miscellaneous items -----	92
	0612 Batteries -----	93
	18. Body, Cab, Hood and Hull	
	1801 Body, cab, hood, hull assemblies -----	93
	1806 Seats -----	96
	22. Body Chassis or Hull, and Accessory Items	
	2210 Data plates -----	96
	47. Gages and Measuring Devices -----	96
	74. Cranes, Shovels or Earth Working Equipment	
	7416 Shafts -----	96
	95. General Use Standardized Parts	
	9501 Bulk Material -----	97
	99. Parts Peculiar	
	9901 Multi-listed parts -----	97
PART	III.	
Group	03. Fuel System	
	0304 Air cleaner -----	98
	0306 Tanks, lines, fittings -----	98
	0311 Engine starting aids -----	99
	05. Cooling System	
	0501 Radiator -----	99
	06. Electrical System	
	0601 Generator -----	100
	0607 Instrument or engine control panel -----	101
	0608 Miscellaneous items -----	101
	0612 Batteries -----	102
	0615 Radio interference suppression -----	102
	18. Body, Cab, Hood and Hull	
	1801 Body, cab, hood, hull assemblies -----	102
	1806 Seats -----	105
	22. Body Chassis or Hull, and Accessory Items	
	2202 Accessory items -----	106
	2207 Winterization equipment -----	113
	2210 Data plates -----	127

		Page
Group	74. Cranes, Shovels, or Earth Working Equipment	
	7416 Shafts -----	127
	95. General Use Standardized Parts	
	9501 Bulk material -----	128
	99. Parts Peculiar	
	9901 Multi-listed parts -----	128
PART	IV.	
Group	03. Fuel System	
	0304 Air cleaner-----	129
	0306 Tanks, lines, fittings-----	130
	05. Cooling System	
	0501 Radiator -----	130
	06. Electrical System	
	0601 Generator -----	131
	0608 Miscellaneous items . -----	131
	18. Body, Cab, Hood and Hull	
	1801 Body, Cab, Hood, Hull Assemblies -----	131
	1806 Seats -----	134
	22. Body Chassis or Hull, and Accessory Items	
	2210 Data plates-----	135
	47. Gages and Measuring Devices	
	4702 Gages-----	135
	99. Parts Peculiar	
	9901 Multi-listed parts -----	135
SECTION	IV. SPECIAL TOOLS, TEST AND SUPPORT EQUIPMENT FOR	
	ORGANIZATIONAL MAINTENANCE	
Group	26. Tools and Test Equipment	
	2604 Special tools-----	135
SECTION V.	FEDERAL STOCK NUMBER AND PART NUMBER INDEX-----	252

Section I

INTRODUCTION

**1. Scope**

This manual contains a list of repair parts and special tools, required for the performance of organizational maintenance of the crane shovel.

**2. General**

This repair parts and special tools list is divided into three principal sections and a Federal stock number index.

a. Section II, Prescribed Load Allowance List (PLA), is a consolidated listing of repair parts quantitatively allocated for initial stockage at the organizational level. This is a mandatory minimum stockage allowance.

b. Section III, Repair Parts List, is a list of repair parts authorized for the performance of maintenance at the organizational level.

c. Section IV, Special Tools, Test and Support Equipment List, is a list of special tools, test and support equipment authorized for the performance of maintenance at the organizational level.

d. Section V, Federal Stock Number and Manufacturer's Part Number Index, is an index of Federal Stock Numbers and manufacturer's part numbers to page and manufacturer's codes.

e. Part I applies to repair parts and assemblies common to all models.

f. Part II applies to repair parts and assemblies for model 855BG2 non-winterized only.

g. Part III applies to repair parts and assemblies for model 855BG2 winterized only.

h. Part IV applies to repair parts and assemblies for model 855BG3 non-winterized only.

**3. Explanation of Columns**

The following provides an explanation of columns in the tabular lists.

a. Source, Maintenance and Recoverability Codes.

(1) Source Code indicates the selection status and source for the listed item. Source codes are:

Code	Explanation
P	Applied to repair parts which are stocked in or supplied from DSA/GSA or Army supply system, and authorized for use at indicated maintenance categories.
M	Applied to repair parts which are not procured or stocked but are to be manufactured at indicated maintenance categories.
A	Applied to assemblies which are not procured or stocked as such but are made up of two or more units, each of which carry individual stock numbers and descriptions and are procured and stocked and can be assembled by units at indicated maintenance categories.
X	Applied to parts and assemblies which are not procured or stocked, the mortality of which is normally below that of the applicable end item, and the failure of which should result in retirement of the end item from the supply system.
X1	Applied to repair parts which are not procured or stocked, the requirement for which will be supplied by use of the next higher assembly or components.
X2	Applied to repair parts which are not stocked. The indicated maintenance category requiring such repair parts will attempt to obtain them through cannibalization; if not obtainable through cannibalization, such repair parts will be requisitioned with supporting justification through normal supply channels.
C	Applied to repair parts authorized for local procurements. If not obtainable from

Code	Explanation
	local procurement, such repair parts will be requisitioned through normal supply channels a supporting statement of nonavailability from local procurement.
G	Applied to major assemblies that are procured with PESIA (Procurement Equipment Missile Army) funds for initial issue only to be used as exchange assemblies at DSU and GSU maintenance level. These assemblies will not be stocked above DSU and GSU or returned to depot supply level. <i>Note.</i> Source code is not shown oil common hardware items known to be readily available in Army supply channels and through local procurement.

(2) Ma Code indicates the lowest category of maintenance authorized to install the listed item. The maintenance level code is:

Code	Explanation
O	Organizational maintenance

(3) Recoverability Code indicates whether unserviceable items should be returned for recovery or salvage. Items not coded are expandable. Recoverability codes are:

Code	Explanation
R	Applied to repair parts and assemblies which are economically repairable at DSU and GSI activities and normally are furnished by supply on an exchange basis.
T	Applied to high dollar value recoverable repair parts which are subject to special handling and are issued on an exchange basis. Such repair parts normally are repaired or overhauled at depot maintenance activities.
U	Applied to repair parts specifically selected for salvage by reclamation unit because of precious metal content, critical materials, high dollar value reusable casings or castings.

b. Federal Stock Number indicates the Federal stock number for the item.

c. Description column indicates the Federal item name and a brief description of the item. A five-digit manufacturer's or other service code is shown followed by the manufacture's part number. Repair parts quantities included in kits, sets, and assemblies that differ from the actual quantity used in the specific item,

are listed in parentheses following the repair part name.

d. Unit of Issue indicates the unit used as a basis of issue, e.g., ea, pr, ft, yd, etc.

e. Quantity Incorporated in Unit Pack indicates the actual quantity contained in the unit pack.

f. Quantity Incorporated in Unit indicates the actual number of parts used in the application. A zero is shown when components of kits or sets are listed that are not applicable to the specific end item.

g. Fifteen-Day Organizational Maintenance Allowance.

(1) The allowance columns are divided into four subcolumns. Indicated in each subcolumn is the quantity of items authorized for the number of equipments supported. Items authorized for use as required but not for initial stockage are identified with an asterisk in the allowance column.

(2) The quantitative allowances for organizational level of maintenance represents one initial prescribed load for a 15-day period for the number of equipments supported. Units and organizations authorized additional prescribed loads will multiply the number of prescribed loads authorized by the quantity of repair parts reflected in the appropriate density column to obtain the total quantity of repair parts authorized.

(3) Items identified by an asterisk may be requisitioned as required. Subsequent changes and/or additions to allowances will be limited to the provisions of AR 735-35. The range of items authorized will be made by this Command based upon engineering experience, demand data, or TAERS information.

(4) Allowances are based on 2000 hours of operation per year.

h. Illustrations.

(1) Figure Number indicates the figure number of the illustration in which the item is shown.

- (2) Item or Symbol Number indicates callout number used to reference the item in the illustration.

**4. Special Information**

The following publications pertain to Crane Shovel and its components. TM 53810-20110, TM 5-3810-201-20, TM 5-3810-201-35, LO 5-3810-20'1-20-1, LO 54810-201-20-2, LO 5-3810-201-20-3 and LO 5-3810-201-20-4.

**5. Instructions for Locating Repair Parts**

a. When Federal stock number or manufacturer's part number is unknown.

- (1) *First.* Using the index of contents, determine the functional group or subgroup, i.e., engine, engine assembly, transmission, transmission assembly, within which the repair part belongs. Locate the appropriate page in the manual and identify the part.
- (2) *Second.* Locate the repair part and the illustration figure and item number as shown in the last two columns of the repair parts listing.
- (3) *Third.* Identify the repair part on the illustration.

b. When Federal stock number or manufacturer's part number is known.

- (1) *First.* Use the index to locate the Federal stock number or manufacturer's part number. This index is arranged in alphanumeric sequence cross-referenced to page number and manufacturer's code.
- (2) *Second.* Refer to the appropriate page in the parts listing. Locate the repair part and the illustration figure and item number as shown in the last two columns of the parts listing.

**6. Abbreviations**

amp -----ampere (s)  
 AWG -----American Wire Gage  
 cl -----coil(s)  
 cont -----continued  
 dia -----diameter(s)  
 ft -----foot(feet)  
 gal -----gallon (s)  
 id -----inside diameter(s)  
 in. -----inch (es)  
 lb -----pound(s)  
 lg -----long(length)

lh -----left hand  
 No. -----number(s)  
 od -----outside diameter  
 qt -----quart (s)  
 rh -----right hand  
 rl -----roll (s)  
 thd -----thread (ed) (s)  
 thk -----thick (ness)  
 v -----volt(s)  
 w/ -----with  
 yd -----yard (s)

**7. Index of Federal Supply Codes**

Code	Manufacturer
00624 -----	Aeroquip Corp., Aircraft Division, Jackson Plant
00736 -----	Air-Maze Division of Rockwell Standard Corp.
00761 -----	Burndy Midwest, Inc.
01843 -----	American Bosch Division of American Bosch Arma Corp.
01976 -----	American Chain and Cable Co., Inc.
02570 -----	Crawford Fitting Co.
02948 -----	Permalastic Products Co.
03743 -----	Appleton Electric Co.
04161 -----	Artisan Metal Products, Inc.
06840 -----	Bendix Corp.
07125 -----	Bethlehem Steel Co.
07847 -----	Boggis, Henry P., and Co.
08484 -----	Breeze Corporations, Inc.
09367 -----	Allis-Chalmers MFG. Co., Harvery Works
11406 -----	Chain Belt Co.
13445 -----	Cole-Hersee Co.
14370 -----	Continental Rubber Works
14959 -----	Crane Co.
15605 -----	Cutler Hammer, Inc.
16764 -----	Delco Remy Division of General Motors Corp.
18265 -----	Donaldson Co., Inc.
19220 -----	Eberhard Mfg. Co.
24161 -----	Gates Rubber Co.
24455 -----	General Electric Co., Lamp Division of Consumer Products Group
24981 -----	Gits Bros., Mfg. Co.
27182 -----	Hansen, A. L., Mfg Co.
27315 -----	Pawling and Harnischfeger Co.
29883 -----	Hyatt Bearings Division of General Motors Corp.
30327 -----	Imperial-Eastman Corp.
30778 -----	Inland Mfg. Division of General Motors Corp.
35510 -----	Leece Neville Co.
39766 -----	Merrill Mfg. Corp.
43766 -----	Nice Ball Bearing Co.



Code	Manufacturer	Code	Manufacturer
45681	Parker-Hannifin Corp.	77060	Packard Electric Division of General Motors Corp.
45722	Parker Kalon Division of General American Transportation	77260	Pierce Governor Co.
46522	Perfection Industries, Inc.	77595	Rockford Screw Products Co.
46529	Perfex Corp.	77820	Bendix Corp., Scintilla Division
48151	Porter-Cable Machine Co.	77860	Sherman, H.B., Mfg. Co.
48949	Pritzlaff, John, Hardware Co.	77873	Rockford Clutch Division of Borg-Warner Corp.
49367	Pyle-National Co.	77900	Shakeproof Lock Washer Co.
51240	American Standard Controls Division of American Radiator and Standard Sanitary Corp.	78189	Shakeproof Division of Illinois Tool Works
52676	SKF Industries Inc.	78252	Stolper Steel Products Corp.
56365	Square D Co.	78357	Snap Tite, Inc.
57068	Stanley Works	78388	Synchro-Start Products, Inc.
57733	Stewart-Warner Corp.	78553	Tinnerman Products Inc.
5970	Thomas and Betts Co.	78570	Uniflex Metal Hose Corp.
60038	Timken Roller Bearing Co.	78985	Klotz Division of Union Chain and Mfg. Co.
60703	Trico Products Corp	79150	Victor Mfg. and Gasket Co.
63477	Warner Electric Corp.	79260	Walker Mfg. Co., of Wisconsin
65705	Willard Storage Batter, Co.	79396	Wix Corp.
65814	Williams, J. H., and Co.	79470	Weatherhead Co., The
66295	Wittek Mfg. Co.	79807	Wrought Washer Mfg
70040	AC Spark Plug Division of General Motors Corp.	79960	Zenith Carburetor Division of Bendix Corp.
70281	Allen Industrial Products, Inc.	81336	Corps of Engineers
70411	Anderson Brass Co.	81694	Erie Bolt and Nut Co.
70417	Amplex Division of Chrysler Corp.	81720	Pantechinics, Ltd.
70485	Atlantic India Rubber Works, Inc.	82642	Shatterproof Glass Co.
7062S8	Arrowhead Products Division of Mogul-Bower Bearings, Inc.	82647	Metals and Controls, Inc., Spencer Products.
71785	Cinch Mfg. Co. Division of United Carr Fastener Corp.	83144	Flexible Tubing Corp.
72113	ESCO Corp.	84092	American Manganese Steel Division of American Brake Shoe Co.
72452	Brad Foote Gear Works, Inc.	84460	Greer Stop Nut Co.
72512	Davies, Harry, Molding Co.	84760	Hartford Machine Screw Co.
72619	Dailight Corp.	86403	Chrysler Corp., Parts Division
72850	Eclipse Machine Division of Bendix Corp.	86579	Plastic and Rubber Products, Inc.
72962	Elastic Stop Nut Corp. of America	87084	Mayer, George J., Co.
73092	Hart and Cooley Mfg. Co.	88044	Aeronautical Standards Group, Departments of Navy and Air Force
73331	Guide Lamp Division of General Motors Corp.	88382	Airequip Mfg. Co.
73370	Fram Corp.	89110	Amp. Inc.
73631	Curtis Development and Mfg. Co.	89462	Waldes Kohinoor, Inc.
73948	Great Lakes Rubber Co.	89923	P and H Diesel Division of Harnischfeger Corp.
74865	Chrysler Corp. Marine and Industrial Engine Division	90005	Bendix Filter Division of Bendix Corp.
75165	Johns-Manville Corp.	91535	Blackhawk Machine Co.
75255	Kem Mfg. Co. Inc.	92195	Universal Metal Hose Co.
75272	Kickhaefer Mfg. Co., Inc.	92679	Internation Harvester Co.
75535	Crosby-Laughlin Division of American Hoist and Derrick Co.	92798	Johns-Manville Products Corp.
75833	Lincoln Brass Works, Inc.	95760	Protective Closures Co., Inc.
76005	Lord Mfg. Co.	95773	Allis-Chalmers Mfg. Co., Cedar Rapids Works
76110	Maremont Corp.	95879	Alemite Division of Stewart-Warner Corp.
76381	Minnesota Mining and Mfg. Co.	96114	Wisconsin Gasket and Mfg. Co.
76599	Murray Corp.	96139	Riverside Mfg. and Electrical Supply Co.
76621	National Bearing Division of American Brake Shoe Co.	96906	Military Standards
76665	National Lock Washer Co.	97481	Joint-Army Navy Air Force Standards

<b>Code</b>	<b>Manufacturer</b>
98738 -----	Stewart-Warner Electronics Division of Stewart-Warner Corp.
99017 -----	Protective Closures Co., Inc., CA Plugs Division
99252 -----	California Oil Co.

DA Publications) will be used for reporting discrepancies and recommendations for improving this equipment publication. This form will be completed by the individual using the manual and forwarded direct to Commanding General, U.S. Army Mobility Equipment Command, ATTN: AMSME-MPD, 4300 Goodfellow Blvd., St. Louis, Mo. 63120.

**8. Reporting of Equipment Publication Improvements**

DA Form 2028 (Recommended Changes to

**Section II  
PRESCRIBED LOAD ALLOWANCE**

(1) Federal Stock Number	(2)  Description	(3) 15-Day Org Maint. Alw			
		(A)	(B)	(C)	(D)
		1-5	6-20	21-50	51-100
	PART I 0101-ENGINE ASSEMBLY				
2815-779-6012	PARTS KIT: engine overhaul (89923) 42516	*	2	2	2
	0106-ENGINE LUBRICATION SYSTEM				
2940-694-0936	GASKET: tube oil filter cover (89923) 40764	2	4	8	17
2940-141-9026	FILTER ELEMENT	8	20	40	84
5330-171-5371	PACKING, PREFORMED: hand hole cover (89923) 24909	*	*	2	2
	0301-FUEL INJECTOR				
2910-628-5169	INJECTOR ASSEMBLY: fuel (09367) 4380009	*	*	2	2
	0305-BLOWER				
2815--580-2442	GASKET: adapter to blower (89923) 17162	2	2	3	5
	0309-J-FUEL FILTERS				
2910-239-7647	GASKET:	2	4	8	17
2940-334-9568	FILTER ELEMENT (73370) C1125PBT4	2	4	8	17
5330-641-1599	GASKET: cover to body (73370) 101489	2	4	8	17
	0503-WATER MANIFOLD, HEADERS, THERMOSTAT AND HOUSING GASKET:				
2930-715-5333	SEAL (89923) 25617	*	2	2	6
	0505-FAN ASSEMBLY				
3030-569-1463	BELT, V (89923) 16631	*	*	2	2
	0601-GENERATOR				
2920-302-6499	GENERATOR ASSEMBLY, ENGINE (16764) 1117478	*	*	*	2
	0602-GENERATOR REGULATOR				
2920-555-2813	REGULATOR ASSEMBLY, GENERATOR (16764) 1118558	*	*	2	2

**Section II  
PRESCRIBED LOAD ALLOWANCE**

(1) Federal Stock Number	(2)  Description	(3) 15-Day Org Maint. Alw			
		(A)	(B)	(C)	(D)
		1-5	6-20	21-50	51-100
	0603-STARTING MOTOR				
2920-678-9813	PARTS KIT: starter (16764) 1947331	*	*	2	2
5495-549-9793	RELAY, SOLENOID (16764) 1119756	*	*	*	2
	0607-INSTRUMENT OR ENGINE CONTROL PANEL				
6240-155-8714	LAMP, INCANDESCENT (24455) 313	*	2	3	6
	0608-MISCELLANEOUS ITEMS				
5930-505-0367	SWITCH, TOGGLE: instrument, cab and flood- light (96139) 29WP51-1ACM	*	2	2	
	0609--LIGHTS				
6220-643-0687	LAMP, INCANDESCENT (73331) 5949701	2	2	4	9
6220-353-0951	PACKING, PREFORMED	*	2	3	6
	1302-TRACK SUPPORTS ROLLERS AND BRACKETS:				
2530-652-9922	ROLLER, TRACK: upper (27315) 13P426F1	*	*	*	2
	1303-TRACK IDLERS AND BRACKETS				
2520-425-7881	SPRING, HELICAL, COMPRESSION: track ad- justing (27315) 17T185	*	2	2	
	1305-TRACK ASSEMBLY				
3120-355-0112	BUSHING, MASTER (95773) 079602	*	*	*	2
	4301-STRAINERS, FILTERS, HOSE, PIPE, FITTINGS:				
4720-374-2221	HOSE ASSEMBLY: digging and planetary lines (63477) FC 7342	2	2	4	
2530-496-3309	ADAPTER: hose assembly (63477) FC 6460A	*	*	2	2
	7410-SHOVEL FRONT ATTACHMENTS				
3815-374-0661	TOOTH POINT: dipper (84092) 241922	*	*	2	2
	7412---BACKHOE ATTACHMENTS				
3815-353-5662	TOOTH POINT: bucket (72113) R5S	*	2	2	2
3815-649-8519	KEY: tooth point (72113) 29-1K	*	2	2	2
	7416--SHAFTS				
3020-231-8709	LINK, CONNECTING, ROLLER	*	*	*	2
3810-619-7166	SPRING	*	*	2	2

**Section II**  
**PRESCRIBED LOAD ALLOWANCE**

(1) Federal Stock Number	(2) Description	(3) 15-Day Org Maint. Alw			
		(A) 1-5	(B) 6-20	(C) 21-50	(D) 51-100
	9901-MULTI-LISTED PARTS				
3810-288-1885	BEARING, SLEEVE	*	*	2	2
3810-425-8136	BEARING, SLEEVE	*	*	2	2
3810-425-8148	BEARING, SLEEVE	*	*	*	2
3810-425-8185	BEARING, SLEEVE	*	*	2	2
3810-425-8203	BEARING, SLEEVE	*	2	2	3
3815-288-1081	BEARING, SLEEVE	*	2	2	3
3815-288-2160	BEARING, SLEEVE	*	*	*	2
3815-293-5815	BEARING, SLEEVE	*	*	*	2
2530-374-2211	HOSE ASSEMBLY, RUBBER	*	2	2	3
6420-0,19-0877	LAMP, INCANDESCENT	*	2	4	8
6240-044-5914	LAMP, INCANDESCENT	*	2	3	6
3810-209-8659	SPRING, HELICAL, COMPRESSION.	*	*	2	2
3810-425-7896	SPRING, HELICAL, COMPRESSION	*	*	*	2
3810-598-7056	SPRING, HELICAL, COMPRESSION	*	*	*	2
	PART II 0304-AIR CLEANER				
5330-200-6280	PACKING, PREFORMED: oil cup (18265) P9588	*	*	*	2
	0601-GENERATOR				
3030-585-5178	BELT, V: generator drive (89923) 25751	*	*	2	2
	PART III 0304-AIR CLEANER				
5330-200-6280	PACKING, PREFORMED: oil cup (18265) P9588	2	4	8	17
	0601-GENERATOR				
3030-585-5178	BELT, V: generator drive (89923) 25751	*	*	2	2
	2207-WINTERIZATION EQUIPMENT				
5910-779-6006	CAPACITOR, BRACKET (46522) A262-50758G1	*	*	*	2
	9901-MULTI-LISTED PARTS				
2990-333-1582	IGNITER SYSTEM COMPLETE	*	2	2	4
6240-155-8714	LAMP, INCANDESCENT	*	2	2	4
9390-319-0455	WICK	*	*	2	2
	PART IV 0304-AIR CLEANER				
5330-200-6280	PACKING, PREFORMED: oil cup (18265) P9588	2	4	8	17
	0601-GENERATOR				
3030-789-3478	BELT, V: generator drive (89923) 29212	*	*	2	2

LINE NO.	(1) SOURCE, MAINT. AND RECOV.			(2) FEDERAL STOCK NUMBER	(3) DESCRIPTION	(4) UNIT OF ISSUE	(5) QTY INC IN UNIT PACK	(6) QTY INC IN UNIT	(7) 15 DAY ORG.				(8) ILLUS- TRATION		
	CODE								MAINT. ALW.				(a) FIG. NO.	(b) ITEM OR SYM. NO.	
	(a) SOURCE	(b) MAINT.	(c) RECOV.						(a)	(b)	(c)	(d)			
															1-5
MANUFACTURER'S		PART NUMBER													
0001					SECTION III - REPAIR PARTS FOR ORGANIZATIONAL MAINTENANCE PART I										
0002					GROUP 01 - ENGINE										
0003					0100 - ENGINE ASSEMBLY										
0010	P	O		2815-779-6012	PARTS KIT: ENGINE OVERHAUL	89923	42516	EA	1	*	2	2	2		
0019	X1			2805-510-4234	GASKET: EXHAUST MANIFOLD	89923	10551	EA	2	SEE	GRP	0108			
0020	X1			2815-580-2447	GASKET: EXHAUST MANIFOLD OUTLET	89923	11879	EA	2	SEE	GRP	0108			
0021	M	O			GASKET: FAN SUPPORT TO FRONT COVER	89923	14841	EA	1	SEE	GRP	0505			
0027	X1			2910-580-8425	GASKET: INJECTOR TO CYLINDER HEAD	89923	17754	EA	6	SEE	GRP	0301			
0030	X1			5330-141-1588	GASKET: OIL PAN DRAIN AND OIL STRAINER PLUG	89923	10839	EA	2	SEE	GRP	0106			
0032	X1			2940-775-0138	GASKET: OIL STRAINER TO FRONT COVER	89923	17706	EA	1	SEE	GRP	0106			
0034	X1			2930-298-5342	GASKET: PIPE FLANGE TO FRONT COVER	89923	14297	EA	1	SEE	GRP	0503			
0035	X1			2815-779-6015	GASKET: RELIEF VALVE PLUG	89923	24776	EA	1	SEE	GRP	0106			
0036	X1			2940-654-3519	GASKET: STRAINER COVER	89923	24906	EA	1	SEE	GRP	0106			
0037	X1			6680-725-2334	GASKET: TACHOMETER ADAPTER	89923	1926E	EA	1	SEE	GRP	4701			
0030	X1			6680-580-5324	GASKET: TACHOMETER COVER	89923	19347	EA	1	SEE	GRP	4701			
0039	X1			2930-585-0534	GASKET: THERMOSTAT HOUSING	89923	21804	EA	1	SEE	GRP	0503			
0040	X1			2930-599-5733	GASKET: THERMOSTAT HOUSING	89923	11322	EA	1	SEE	GRP	0503			
0041	X1			2930-585-0533	GASKET: THERMOSTAT MANIFOLD	89923	18907	EA	1	SEE	GRP	0503			
0042	X1			2930-580-2441	GASKET: THERMOSTAT OUTLET PIPE	89923	18994	EA	1	SEE	GRP	0503			
0043	X1			2815-171-7233	GASKET: VALVE GEAR COVER	89923	12319	EA	1	SEE	GRP	0105			
0044	X1			2930-096-6031	GASKET: WATER MANIFOLD	89923	10936	EA	6	SEE	GRP	0503			
0046	X1			5330-171-5371	PACKING PREFORMED: HAND HOLE COVER	89923	24909	EA	11	SEE	GRP	0101			
0117	X1			5330-678-8995	PACKING PREFORMED: HAND HOLE COVER	89923	24907	EA	11	SEE	GRP	0101			
0046	X1			5330-171-5371	PACKING, PREFORMED: OIL FILLER, HAND HOLE COVER	89923	24909	EA	1	SEE	GRP	0106			
0053	X1			5330-291-9237	SEAL, PLAIN, ENCASED: TACHOMETER DRIVE SHAFT	89923	11930	EA	1	SEE	GRP	4701			
0058	X1			5330-291-4487	WASHER, NONMETALLIC: PORT INSPECTION HOLE COVER	89923	12113	EA	5	SEE	GRP	0101			
0059	X1			5840-311-9024	WASHER, SEAL: OIL FILLER COVER	89923	18559	EA	1	SEE	GRP	0106			
0070					0101 - CRANKCASE, CYLINDER HEAD										
0071		O		5306-207-2424	BOLT, MACHINE: INSPECTION HOLE COVER	89923	11255	EA	5	*	*	*	*	1	23
0072	X2	O		2815-310-8300	COVER, ACCESS: PORT INSPECTION HOLE	89923	14146	EA	5					1	22
0073	X2	O		2815-786-5225	COVER, PLATE, ACCESS: HAND HOLE	85923	24919	EA	11					1	
0074	X1				ARM: ANCHOR	89923	18720	EA	11					1	12
0075	X1			2815-786-52Z5	COVER, ACCESS: HAND HOLE	89923	19387	EA	11					1	14
0076	X1			5330-171-5371	PACKING, PREFORMED: HAND HOLE COVER	89923	24909	EA	11					1	13
0077	X1			5330-678-8995	PACKING, PREFORMED: HAND HOLE COVER (COMPONENT OF PARTS KIT, STOCK No. 2815-779-6012, SEE GROUP 0100)	89923	24907	EA	11					1	15

LINE NO.	(1) SOURCE, MAINT. AND RECOV. CODE			(2) FEDERAL STOCK NUMBER	(3) DESCRIPTION	(4) UNIT OF ISSUE	(5) QTY INC IN UNIT PACK	(6) QTY INC IN UNIT	(7) 15 DAY ORG. MAINT. ALW.				(8) ILLUS- TRATION					
	(a) SOURCE	(b) MAINT.	(c) RECOV.						(a)	(b)	(c)	(d)	(a) FIG. NO.	(b) ITEM OR SYM. NO.				
															MANUFACTURER'S			
															1-5	6-20	21-50	51-100
0078	X1			5315-013-7159	PIN, COTTER: HAND MOLL COVER	EA		11	1				1	11				
0079		O		5305-042-6977	SCREW, CAP, HEXAGON HEAD: HAND HOLE COVER	EA		11	*	*	*	*	1	17				
0080		O		5310-582-5977	WASHER: HAND HOLE COVER	EA		11	*	*	*	*	1	16				
0085	P	O		4820-174-0339	COCK: ENGINE WATER DRAIN	EA		1	SEE	GRP	0503							
0093		O		4730-277-8261	ELBOW: BLOWER OIL LINE	EA		2	SEE	GRP	0106							
0094		O		4730-277-5543	ELBOW, PIPE: BLOWER OIL DRAIN LINE	EA		2	SEE	GRP	0106							
0095		O		4730-196-2058	NIPPLE, PIPE: ENGINE WATER DRAIN	EA		1	SEE	GRP	0503							
0107		O		4730-249-2032	TEE, PIPE: ENGINE WATER DRAIN	EA		1	SEE	GRP	0503							
0146		O		5310-205-9902	WASHER, FLAT: COVER PLATE	EA		5	*	*	*		1	24				
0148	X1			5330-291-4487	WASHER, NONMETALLIC: PORT INSPECTION HOLE COVER	EA		5					1	21				
					(COMPONENT OF PARTS KIT, STOCK NO. 2815-779-6012, SEE GROUP 0100)													
0240					0105 - VALVES, CAMSHAFTS AND TIMING SYSTEM													
0276	X2	O			COVER ASSEMBLY: VALVE GEAR COVER	EA		1										
0277	X1	O			COVER	EA		1					7	6				
0278	P	O		2815-316-8307	HANDWHEEL, LOCKING	EA		3					7	7				
0279	X1				STUD	EA		3										
0280		O		5315-968-0164	PIN, COTTER	EA		3	*	*	*	*	7	9				
0281	X2				PLATE, INSTRUCTION: NAME, ENGINE DATA	EA		1	SEE	GRP	2210							
0282		O		5305-014-5368	SCREW: NAMEPLATE	EA		4	SEE	GRP	2210							
0283		O		5310-638-2587	WASHER, FLAT	EA		3	*	*	*		7	8				
0285	X1			2815-171-7233	GASKET: VALVE GEAR COVER	EA		1					7	10				
					(COMPONENT OF PARTS KIT, STOCK NO. 2815-779-6012 SEE GROUP 0100)													
0323					0106 - ENGINE LUBRICATION SYSTEM													
0324		O		4730-266-0544	ADAPTER: OIL PAN DRAIN TUBE	EA		1	*	*	*	*	2	16				
0325		O		4730-270-4607	ADAPTER, STRAIGHT, PIPE TO TUBE: OIL DRAIN LINE	EA		1	*	*	*	*	3	10				
					79470 48x8	EA		1	*	*	*	*	3	5				
0327		O		5306-637-9344	BOLT, MACHINE: TUBE CLAMP MTG	EA		1	*	*	*	*	2	11				
0321	X2	O			BRACKET: LUBE OIL FILTER	EA		2					5	1				
0329	X2	O			CLAMP: AIR BOX DRAIN LINE	EA		1	*	*	*	*	3	3				
0330	X2				CLAMP: BLOWER OIL SUPPLY LINES	EA		1	*	*	*	*	3	19				
0331	X2	O			CLAMP: FRONT BLOWER OIL LINE	EA		2	*	*	*	*	3	8				
0332	X2	O			CLAMP: TUBE, EXTENSION, BLOWER OIL LINES	EA		2	*	*	*	*	5	6				
0333		O		4730-705-8514	CLAMP, HOSE: CRANKCASE VENTILATION	EA		2	*	*	*	*	2	17				
0334	X2	O			COCK: SERVICE, OIL PAN DRAIN TUBE	EA		1	*	*	*	*	2	7				
0335		O		4730-277-8261	ELBOW: OIL HOSE	EA		7	*	*	*	*	3	12				
0337		O		4730-277-5543	ELBOW, PIPE: BLOWER OIL DRAIN LINE	EA		2	*	*	*	*	5	4				
0338		O		4730-246-9187	ELBOW, PIPE: CRANKCASE VENTILATION	EA		1	*	*	*	*						

LINE NO.	(1) SOURCE, MAINT. AND RECOV.			(2) FEDERAL STOCK NUMBER	(3) DESCRIPTION	(4) UNIT OF ISSUE	(5) QTY INC IN UNIT PACK	(6) QTY INC IN UNIT	(7) 15 DAY ORG.				(8) ILLUS- TRATION	
	CODE								MAINT. ALW.				(a) FIG. NO.	(b) ITEM OR SYM. NO.
	(a) SOURCE	(b) MAINT.	(c) RECOV.						(a)	(b)	(c)	(d)		
MANUFACTURER'S CODE		PART NUMBER												
0339		O		4730-249-3917	ELBOW, PIPE: CRANKCASE VENTILATION	EA		1	*	*	*	*	5	8
0340		O		4730-253-4415	ELBOW, PIPE: OIL PAN DRAIN TUBE	EA		1	*	*	*	*	2	21
0341	X	O		2940-354-9136	FILTER ASSEMBLY, OIL	EA		2					2	25
0342	X2	O			COVER ASSEMBLY	EA		2					2	
0343	X2	O			BOLT	EA		2					2	6
0344	X2	O			COVER	EA		2					2	4
0345	P	O		2940-694-0936	GASKET: LUBE OIL FILTER COVER	EA		2	2	4	8	17	2	2
0346	X2	O			SPRING	EA		2					2	3
0347	X2	O		5310-836-7007	WASHER, FLAT	EA		2					2	5
0348	P	O		2940-141-9026	FILTER ELEMENT	EA		2	8	20	40	84	2	85
0349		O		4730-142-1851	PLUG, PIPE	EA		2	*	*	*	*	2	26
0350	X2	O			GAGE ASSEMBLY: OIL LEVEL	EA		1						
0351	X2	O			GAGE: OIL BAYONET	EA		1					1	25
0352	X2	O			HANDLE	EA		1						
0354	X1			5330-141-1588	GASKET: OIL PAN DRAIN AND STRAINER PLUG	EA		2					4	10
					(COMPONENT OF PARTS KIT, STOCK NO. 2815-779-6012 SEE GROUP 0100)									
0356	X1			2940-580-5325	GASKET: OIL STRAINER TO CRANKCASE (COMPONENT OF PARTS KIT, STOCK NO. 2815-779-6012 SEE GROUP 0100)	EA		1					4	9
0357	X1			2940-775-0138	GASKET: OIL STRAINER TO FRONT COVER (COMPONENT OF PARTS KIT, STOCK NO. 2815-779-6012 SEE GROUP 0100)	EA		1					4	21
0361	X2	O			GUIDE ASSEMBLY: OIL GAGE STICK	EA								
0362	X2	O			BUSHING	EA		1						
0363	X2	O			TUBE	EA		1						
0364	M	O			HOSE: CRANKCASE VENTILATION MANUFACTURE FROM:	EA		1					5	7
0364A	P	O		4720-235-4123	HOSE, RUBBER (5 IN. REQUIRED)	FT			SEE	GRP	9501			
0365	M	O			HOSE ASSEMBLY: FILTER TO FILTER MANUFACTURE FROM:	EA		1					2	22
0365A	O			4730-529-5481	ADAPTER, STRAIGHT, PIPE TO HOSE	EA		2	*	*	*	*		
0365B	P	O		4720-289-9625	HOSE, RUBBER (4 1/2 IN. REQUIRED)	FT			SEE	GRP	9501			
0366	M	O			HOSE ASSEMBLY: FILTER TO FILTER MANUFACTURE FROM:	EA		1					2	29
0366A	O			4730-529-5481	ADAPTER, STRAIGHT, PIPE TO HOSE	EA		2	*	*	*	*		
0366B	P	O		4720-289-9625	HOSE, RUBBER (15 IN. REQUIRED)	FT			SEE	GRP	9501			
0367	M	O			HOSE ASSEMBLY: STRAINER TO FILTER MANUFACTURE FROM:	EA		1					2	29
0367A	O			4730-529-5481	ADAPTER, STRAIGHT, PIPE TO HOSE	EA		2	*	*	*	*		
0367B	P	O		4720-289-9625	HOSE, RUBBER (21 IN. REQUIRED)	FT			SEE	GRP	9501			
0368	M	O		2940-709-2812	HOSE ASSEMBLY, RUBBER: FILTER TO CRANKCASE MANUFACTURE FROM:	EA		1					2	24
0368A		O		4730-287-1784	ADAPTER, STRAIGHT, PIPE TO HOSE	EA		1	*	*	*	*		



LINE NO.	(1) SOURCE, MAINT. AND RECOV. CODE			(2) FEDERAL STOCK NUMBER	(3) DESCRIPTION	(4) UNIT OF ISSUE	(5) QTY INC IN UNIT PACK	(6) QTY INC IN UNIT	(7) 15 DAY ORG. MAINT. ALW.				(8) ILLUS- TRATION					
	(a) SOURCE	(b) MAINT.	(c) RECOV.						(a)	(b)	(c)	(d)	(a)	(b)				
															MANUFACTURER'S		FIG.	ITEM OR
															CODE	PART NUMBER		
0368B		O		4730-329-5481	ADAPTER, STRAIGHT, PIPE TO HOSE	EA		1										
0368C	P	O		4720-289-9625	HOSE, RUBBER (10 IN. REQUIRED)	FT			SEE	GRP	9501							
0369	M	O			LINE ASSEMBLY: CRANKCASE TO TEE MANUFACTURE FROM: 89923 19080	EA		1					3	14				
0369A	X2	O		4730-013-7397	INVERTED NUT	EA		2										
0369B	P	O		4710-277-5525	TUBE, COPPER (18 IN. REQUIRED)	FT			SEE	GRP	9501							
0370	M	O			LINE ASSEMBLY: OIL DRAIN, FRONT BLOWER MANUFACTURE FROM: 89923 14842	EA		1					3	11				
0370A		O		4730-289-1560	NUT, TUBE COUPLING	EA		2										
0370B	P	O		4710-277-5529	TUBE, COPPER (10 IN. REQUIRED)	FT			SEE	GRP	9501							
0371	M	O			LINE ASSEMBLY: REAR BLOWER DRAIN LINE MANUFACTURE FROM: 89923 14890	EA		1					3	13				
0371A		O		4730-289-1560	NUT, TUBE COUPLING	EA		2	*	*	*	*						
0371B	P	O		4710-277-5529	TUBE, COPPER (6 IN. REQUIRED)	FT			SEE	GRP	9501							
0372	M	O			LINE ASSEMBLY: REAR BLOWER TEE TO CRANKCASE ROCKER ARM MANUFACTURE FROM: 89923 19081	EA		1					3	6				
0372A		O		4730-288-9337	INVERTED NUT	EA		2	*	*	*	*						
0372B	P	O		4710-289-4109	TUBE, STEEL (24 IN. REQUIRED)	FT			SEE	GRP	9501							
0373	M	O			LINE ASSEMBLY: TEE TO FRONT BLOWER MANUFACTURE FROM: 89923 19079	EA		1					3	2				
0373A		O		4730-288-9387	INVERTED NUT	EA		2	*	*	*	*						
0373B	P	O		4710-277-5525	TUBE, COPPER (36 IN. REQUIRED)	FT			SEE	GRP	9501							
0374	M	O			LINE ASSEMBLY: TEE TO REAR BLOWER MANUFACTURE FROM: 89923 19078	EA		1					3	17				
0374A		O		4730-288-9387	INVERTED NUT	EA		2	*	*	*	*						
0374B	P	O		4710-277-5525	TUBE, COPPER (18 IN. REQUIRED)	FT			SEE	GRP	9501							
0375	X2	O			NIPPLE, PIPE, CRANKCASE VENTILATION 89923 17470	EA		2					5	5				
0376		O		4730-186-0378	NIPPLE, PIPE: CRANKCASE, VENTILATION 89923 19540	EA		1	*	*	*	*	5	9				
0377		O		4730-192-9481	NIPPLE, PIPE: CRANKCASE VENTILATION 89923 16277	EA		1	*	*	*	*	5	3				
0378		O		4730-196-2058	NIPPLE, PIPE: OIL PAN DRAIN TUBE 27315 2419V134	EA		1	*	*	*	*	2	20				
0379		O		5310-022-5831	NUT, PLAIN, HEXAGON: BLOWER OIL LINE CLAMP SCREW 89923 10430	EA		2	*	*	*	*	3	16				
0380		O		5310-022-5831	NUT, PLAIN, HEXAGON: FILTER TO BRACKET 89923 10430	EA		16	*	*	*	*	2	8				
0381		O		5310-013-4572	NUT, PLAIN, SQUARE: OIL FILTER STRAP	EA		4	*	*	*	*	2	27				
0383	P	O		5330-171-5374	PACKING, PREFORMED: HAND HOLE COVER 89923 14909	EA		1	*	*	2	2	1	13				
0386	X2	O			PIPE AND COVER ASSEMBLY: FILTER 89923 20265	EA		1					2					
0387	X1	O			ARM: ANCHOR 89923 18720	EA		1					2	30				
0388	P	O		2815-200-0066	CAP, OIL FILLER 89923 14175	EA		1	*	*	*	*	1	20				
0389		O		5315-968-0164	PIN, COTTER: COVER 89923 10306	EA		1	*	*	*	*	1	11				
0390	X2	O			PIPE AND COVER 89923 21589	EA		1					2	32				
0391	X1	O			ADAPTER 89923 25645	EA		1										
0392	X1	O			COVER 89923 18213	EA		1					1	18				
0393	X1	O			PIPE 89923 20266	EA		1										
0394		O		5305-269-3221	SCREW, CAP, HEXAGON HEAD: COVER 89923 19326	EA		1	*	*	*	*	1	19				

LINE NO.	(1) SOURCE, MAINT. AND RECOV.			(2) FEDERAL STOCK NUMBER	(3) DESCRIPTION	(4) UNIT OF ISSUE	(5) QTY INC IN UNIT PACK	(6) QTY INC IN UNIT	(7) 15 DAY ORG.				(8) ILLUS- TRATION	
	(a) SOURCE	(b) MAINT.	(c) RECOV.						MAINT. ALW.				(a) FIG. NO.	(b) ITEM OR SYM. NO.
									15 DAY ORG.					
									(a) 1-5	(b) 6-20	(c) 21-50	(d) 51-100		
MANUFACTURER'S		PART NUMBER												
CODE		PART NUMBER												
0395	X2	O		1015-595-5614	WASHER: COVER			1					2	31
0396	X1			5840-311-9024	WASHER, SEAL (COMPONENT OF PARTS KIT, STOCK NO. 2815-779-6012, SEE GROUP 0100)	89923	18559	1					1	15
0397		O		4730-289-1583	PLUG, MACHINE THREAD: MAGNETIC, OIL PAN	89923	10838	1	*	*	*	*	4	11
0398		O		4730-263-3124	PLUG, PIPE: CRANKCASE VENTILATION	89923	10575	1	*	*	*	*	2	19
0399		O		4730-263-3124	PLUG, PIPE: OIL PAN	89923	10575	1	*	*	*	*	2	18
0422		O		5305-269-2800	SCREW, CAP, HEXAGON HEAD: SLOWER OIL LINE CLAMP	89923	14564	2	*	*	*	*	3	7
0423		O		5305-269-3209	SCREW, CAP, HEXAGON HEAD: BRACKET TO CRANKCASE	89923	17321	4	*	*	*	*	2	33
0424		O		5305-269-3216	SCREW, CAP, HEXAGON HEAD: BRACKET TO PAN	89923	10727	4	*	*	*	*	2	14
0425		O		5305-269-2802	SCREW, CAP, HEXAGON HEAD: FILTER TO BRACKET	89923	11198	8	*	*	*	*	2	9
0427		O		5305-014-2271	SCREW, CAP, HEXAGON HEAD: OIL FILTER STRAP			4	*	*	*	*	2	34
0432		O		5305-269-2810	SCREW, CAP, HEXAGON HEAD: OIL STRAINER MTG	89923	11077	6	*	*	*	*	4	12
0433	X2	O			SPACER: BRACKET TO PAN	89923	17792	4					2	12
040	X2	O			STRAINER ASSEMBLY: USE OIL	89923	27574	1					4	
0441	X2	O			BALL: STEEL, RELIEF VALVE	89923	26908	1					4	15
0442	X2	O			BODY: RELIEF VALVE	89923	27158	1					4	14
0443	X2	O		2940-786-6306	COVER, FILTER, SHELL	89923	17901	1					4	3
0444	X2	O		2910-377-5550	FILTER ELEMENT	81321	35298	1					4	5
0445	X1			2815-779-6015	GASKET: RELIEF VALVE PLUG (COMPONENT OF PARTS KIT, STOCK NO. 2815-779-6012 SEE GROUP 0100)	89923	24776	1					4	18
0446	X1			2940-654-3519	GASKET: STRAINER COVER (COMPONENT OF PARTS KIT, STOCK NO. 2815-779-6012 SEE GROUP 0100)	89923	24906	1					4	4
0447	X2	O			HOUSING	89923	24771	1					4	20
0440				5310-022-5831	NUT, PLAIN, HEXAGON: COVER	89923	10430	2	*	*	*	*	4	1
0449		O		4730-278-3395	PLUG: HOUSING	89923	13091	2	*	*	*	*	4	8
0450		O		4730-278-3397	PLUG: HOUSING	89923	12111	1	*	*	*	*	4	7
0451	X2	O			PLUG: MACHINE, RELIEF VALVE	89923	24775	1					4	19
0452		O		4730-289-1585	PLUG, MACHINE, THREADED	89923	10838	1	*	*	*	*	4	11
0453	X2	O		2915-715-7721	RETAINER, BALL: SPRING, RELIEF VALVE	89923	26907	1					4	16
0454	X2	O		2940-787-6399	SPRING, HELICAL, COMPRESSION: COVER	89923	13097	1					4	5
0455	X2	O		2815-779-6014	SPRING, HELICAL, COMPRESSION: RELIEF VALVE	89923	24773	1					4	17
0456		O		5307-637-8949	STUD: COVER TO HOUSING	89923	14537	2	*	*	*	*	4	22
0457		O		5310-261-7340	WASHER: COVER	89923	10940	2	*	*	*	*	4	2
0458	X2	O			STRAP: MTG, LUBE OIL FILTER	79396	1230	4					2	28

LINE NO.	(1) SOURCE, MAINT. AND RECOV. CODE			(2) FEDERAL STOCK NUMBER	(3) DESCRIPTION	(4) UNIT OF ISSUE	(5) QTY INC IN UNIT PACK	(6) QTY INC IN UNIT	(7) 15 DAY ORG.				(8) ILLUS- TRATION		
	(a) SOURCE	(b) MAINT.	(c) RECOV.						MAINT. ALW.				(a) FIG. NO.	(b) ITEM OR SYM. NO.	
									15 DAY ORG.						
									(a) 1-5	(b) 6-20	(c) 21-50	(d) 51-100			
MANUFACTURER'S		PART NUMBER													
CODE		PART NUMBER													
0460		O		4730-277-7346	TEE: BLOWER OIL SUPPLY FLANGE	89923	17611	EA	1	*	*	*	*	3	18
0461		O		4730-287-1561	TEE: BLOWER OIL SUPPLY LINES	89923	17610	EA	1	*	*	*	*	3	9
0462		O		4730-818-0651	TEE: OIL HOSE	89923	13458	EA	2	*	*	*	*	2	23
0463	M	O			TUBE ASSEMBLY: OIL PAN DRAIN MANUFACTURE FROM:	27315	20P612	EA	1					2	15
0463A				4730-595-2227	NUT			EA	1	*	*	*	*		
04636	P	O		4710-277-7748	TUBE, COPPER (4 FT REQUIRED)			FT		SEE	GRP	9501			
0464	M	O		2915-788-1033	TUBE ASSEMBLY, METAL: AIR BOX DRAIN MANUFACTURE FROM:	89923	18030	EA	1					5	2
0464A				4730-289-0192	NUT, TUBE COUPLING	79470	110X10	EA	1	*	*	*	*		
0464B				4710-350-9889	TUBE, COPPER (5 FT REQUIRED)			FT		SEE	GRP	9501			
0465		O		5310-261-7340	WASHER: BLOWER OIL LINE CLAMP SCREW	89923	10940	EA	2	*	*	*	*	3	15
0466		O		5310-261-7340	WASHER: FILTER TO BRACKET	89923	10940	EA	8	*	*	*	*	2	10
0467		O		5310-582-5977	WASHER: FILTER TO BRACKET	89923	10726	EA	8	*	*	*	*	4	13
0471		O		5310-261-7340	WASHER: OIL STRAINER MTG	89923	10940	EA	6	*	*	*	*	4	2
0472		O		5310-582-5977	WASHER: OIL STRAINER MTG	89923	10726	EA	6	*	*	*	*	4	13
0474		O		5310-010-3320	WASHER, LOCK: TUBE CLAMP MTG			EA	1	*	*	*	*	3	4
0478		O			0108 - MANIFOLDS										
0479	X2	O		2815-798-3533	CLAMP: EXHAUST MANIFOLD	89923	25944	EA	4					1	4
0480	X2	O		2815-798-3534	CLAMP: MANIFOLD	89923	12951	EA	1	1				1	7
0481	P	O		4820-174-0339	COCK, DRAIN: EXHAUST MANIFOLD	79470	230	EA	2	SEE	GRP	9901			
0482	X1			2805-510-4234	GASKET: EXHAUST MANIFOLD (COMPONENT OF PARTS KIT, STOCK No. 2815-779-6012, SEE GROUP 0100)	89923	10551	EA	2					1	9
0483	X1			2815-580-2447	GASKET: EXHAUST MANIFOLD OUTLET (COMPONENT OF PARTS KIT, STOCK No. 2815-779-6012, SEE GROUP 0100)	89923	11879	EA	2					1	3
0484	X2	O			MANIFOLD: EXHAUST	89923	24124	EA	1					1	8
0485		O		5310-820-1635	NUT, SELF-LOCKING, HEXAGON HEAD: EXHAUST MANIFOLD	89923	26955	EA	7	*	*	*	*	1	6
0486		O		5310-798-3517	WASHER, RECESSED: EXHAUST MANIFOLD	89923	21516	EA	2	*	*	*	*	1	5
0510					GROUP 02 - CLUTCH										
0536					0202 - CLUTCH RELEASE MECHANISM										
0538	X1	O			BRACKET: CABLE	27315	16T1050	EA	2						
0539	X2	O			CABLE: FLEXIBLE CONTROL	27315	30Z25D1	EA	1					6	3
0500	X2	O			CLEVIS: CLUTCH CONTROL CABLE	27315	6T1549	EA	2					6	10
0541	X2	O		4730-050-4208	FITTING: LUBRICATION TUBE	77873	PT1012	EA	1						
0542	X2	O		4730-172-0031	FITTING, LUBRICATION: FLEXIBLE CONTROL CABLE	95879	1612B	EA	2					6	2

LINE NO.	(1) SOURCE, MAINT. AND RECOV.			(2) FEDERAL STOCK NUMBER	(3) DESCRIPTION	(4) UNIT OF ISSUE	(5) QTY INC IN UNIT PACK	(6) QTY INC IN UNIT	(7) 15 DAY ORG.				(8) ILLUS- TRATION		
	(a) SOURCE	(b) MAINT.	(c) RECOV.						MAINT. ALW.				(a) FIG. NO.	(b) ITEM OR SYM. NO.	
									15 DAY ORG.						
									(a) 1-5	(b) 6-20	(c) 21-50	(d) 51-100			
MANUFACTURER'S		UNIT OF ISSUE	QTY INC IN UNIT PACK	QTY INC IN UNIT	(a) 1-5	(b) 6-20	(c) 21-50	(d) 51-100	(a) FIG. NO.	(b) ITEM OR SYM. NO.					
CODE	PART NUMBER														
0547	X2	O		2815-415-2818	LEVER: CLUTCH FORK	77873	PT87	EA	1					6	1
0548	X2	O			LEVER: CLUTCH OPERATING	27315	6P1384	EA	1					6	7
0549	X2	O			LEVER ASSEMBLY: CLUTCH OPERATING	27315	6P1533F1	EA	1						
0550	P	O		3810-288-1885	BEARING, SLEEVE	27315	5T17	EA	1	SEE	GRP	9901		6	12
0551	X2	O			LEVER	27315	6P1533	EA	1					6	13
0552		O		5310-208-5261	NUT: ADJUSTING CLEVIS	27315	2065V003	EA	2	*	*	*	*	6	11
0554		O		5310-022-0068	NUT, PLAIN, HEXAGON: CLUTCH LEVER			EA	1	*	*	*	*	6	14
0555		O		5315-839-5822	PIN: CLUTCH CONTROL CABLE	27315	2201V033	EA	2	*	*	*	*	6	8
0556		O		5315-013-5081	PIN: CLUTCH CONTROL CABLE	27315	19T365GD9	EA	2	*	*	*	*	6	9
0557	X2	O			PIN: CLUTCH LEVER	27315	19F59D40	EA	1					6	5
0558		O		5315-187-1824	PIN: CLUTCH LEVER PIN	27315	2201V086	EA	2	*	*	*	*	6	4
0560		O		5315-276-4460	PIN, STRAIGHT, HEADED: CLUTCH CONTROL CABLE	27315	919T117F9	EA	2	*	*	*	*	6	
0562		O		5305-018-0181	SCREW: CLUTCH LEVER	72452	P153	EA	1	*	*	*	*	6	16
0563		O		5305-043-2746	SCREW: CLUTCH LEVER	27315	20T5462D8	EA	1	*	*	*	*	6	17
0577		O		5310-017-2811	WASHER, FLAT: CLUTCH HAND LEVER			EA	2	*	*	*	*	6	6
0578		O		5310-010-3329	WASHER, LOCK: CLUTCH LEVER			EA	1	*	*	*	*	6	15
0579		O		5310-584-5272	WASHER, LOCK: CLUTCH LEVER	27315	3615V011	EA	1	*	*	*	*	6	18
0579A					GROUP 03 - FUEL SYSTEM										
0580					0301 - FUFL INJECTOR										
0581	P	O		2910-628-5169	INJECTOR ASSEMBLY: FUEL	09367	4380009	EA	6	*	*	2	2	7	3
0584	X1	O		2910-580-8425	GASKET: INJECTOR TO CYLINDER HEAD (COMPONENT OF PARTS KIT, STOCK NO. 2815-779-6012, SEE GROUP 0100)	89923	17754	EA	6					7	27
0592		O		5310-543-5653	NUT, PLAIN, HEXAGON: INJECTOR MTG STUD	89923	10430	EA	12	*	*	*	*	7	4
0593	X1	O		2910-654-3518	SEAL: INJECTOR BODY (COMPONENT OF PARTS KIT, STOCK NO. 2815-779-6012, SEE GROUP 0100)	89923	24902	EA	6						
0594		O		5310-261-7340	WASHER: INJECTOR ITG STUD	89923	10940	EA	12	*	*	*	*	7	5
0595					0302 - FUEL PUMPS										
0621		O		5310-209-2249	WASHER: FUEL LINE CONNECTOR	84760	311	EA	12	*	*	*	*		
0736					0304 - AIR CLEANER										
0737		O		5306-017-9816	BOLT: AIR CLEANER, BAND AND SUPPORT	89923	12228	EA	6	*	*			8	31
0738		O		5310-543-5653	NUT, PLAIN, HEXAGON: BAND AND SUPPORT	89923	10430	EA	9	*	*	*		8	22
0739		O			SPACER: AIR CLEANER SUPPORT	89923	20469	EA	3	*	*	*	*	8	25
0740		O			STUD: MAIN SUPPORT, AIR CLEANER	89923	22191	EA	3	*	*	*	*	8	24

LINE NO.	(1) SOURCE, MAINT. AND RECOV.			(2) FEDERAL STOCK NUMBER	(3) DESCRIPTION	(4) UNIT OF ISSUE	(5) QTY INC IN UNIT PACK	(6) QTY INC IN UNIT	(7) 15 DAY ORG.				(8) ILLUS- TRATION	
	(a) SOURCE	(b) MAINT.	(c) RECOV.						MAINT. ALW.				(a) FIG. NO.	(b) ITEM OR SYM. NO.
									(a)	(b)	(c)	(d)		
MANUFACTURER'S		PART NUMBER		CODE		PART NUMBER								
0741		O			SUPPORT: AUXILIARY, AIR CLEANER	EA		1	*	*	*	*	8	37
0742		O			SUPPORT: MAIN, AIR CLEANER	EA		1	*	*	*	*	8	40
0743		O		5310-261-7340	WASHER, LOCK: BAND AND SUPPORT	EA		8	*	*	*	*	8	23
0744					0305 - BLOWER									
0745	X2	O			ADAPTER: AIR INLET, FRONT BLOWER	EA		1					8	20
0746	X2	O			ADAPTER: AIR INLET, REAR BLOWER	EA		1					8	12
0747	X	O			BLOCK: ADAPTER	EA		1					8	9
0754	X2	O		4820-276-9037	COCK: WATER PUMP DRAIN (USED ON SUPERCHARGER AND WATER PUMP ASSEMBLY, STOCK No. 2990-715-7649, ONLY)	EA		1						
0803		O		5306-225-8800	BOLT, MACHINE: AIR MANIFOLD	EA		8	*	*	*	*	8	15
0804		O		5306-225-8807	BOLT, MACHINE: AIR MANIFOLD INLET	EA		4	*	*	*	*	8	38
0805		O		5306-225-9081	BOLT, MACHINE: BLOWER ADAPTER MTG	EA		8	*	*	*	*	8	39
0809		O		4730-202-7768	CLAMP: AIR MANIFOLD	EA		4	*	*	*	*	8	5
0812	X2	O		4730-277-5543	ELBOW, PIPE: BLOWER OIL DRAIN LINE	EA		1	SEE	GRP	0106			
0816		O		4730-277-5543	ELBOW, PIPE: BLOWER OIL DRAIN LINE	EA		1	SEE	GRP	0106			
0819		O		4730-277-8261	ELBOW: BLOWER OIL LINE, FRONT	EA		1	SEE	GRP	0106			
0823		O		4730-277-7346	TEE: BLOWER OIL SUPPLY FLANGE	EA		1	SEE	GRP	0106			
0825	X2	O		4730-447-7435	ADAPTER, STRAIGHT, PIPE TO TUBE: OIL DRAIN LINE	EA		1	SEE	GRP	0106			
0827	P	O		2815-580-2442	GASKET: ADAPTER TO BLOWER	EA		1	SEE	GRP	0106			
0829	P	O		2815-585-0535	GASKET: FLANGE TO ADAPTER, MANIFOLD TO SHUT-DOWN, ADAPTER BLOCK TO ADAPTER	EA		2	2	2	3	5	8	19
0830	P	O		2940-771-3672	HOSE: MANIFOLD TO AIR CLEANER	EA		4	2	3	5	10	8	8
0831	P	O		2815-772-7686	HOSE: INTAKE: AIR	EA		1	*	*	*	*	8	16
0832	X2	O			MANIFOLD: AIR, BLOWER TO BLOWER	EA		1	*	*	*	*	8	6
0833	X2	O			MANIFOLD: AIR INLET	EA		2	*	*	*	*	8	18
0847	X2	O		4730-278-3383	PLUG: ADAPTER BLOCK	EA		1	*	*	*	*	8	7
0848	X2	O		4730-288-8572	PLUG: AIR INLET ADAPTER	EA		1	*	*	*	*	8	10
0849	X2	O			PLUG: BLOWER AIR MANIFOLD ADAPTERS	EA		2	*	*	*	*	8	21
0856	X2	O		9390-618-4899	STRIP, WOVEN, ASBESTOS: AIR MANIFOLD	EA		2	*	*	*	*	8	11
0858		O		5310-010-3320	WASHER: AIR MANIFOLD BOLT	EA		1	*	*	*	*	8	17
0859		O		5310-638-2587	WASHER: AIR MANIFOLD BOLT	EA		20	*	*	*	*	8	14
0864					0306 - TANKS, LINES, FITTINGS			20	*	*	*	*	8	13
0865		O		4730-288-9926	ADAPTER: TUBE TO SHUT-OFF COCK	EA		1	*	*	*	*	9	2
0866		O		4730-391-3771	ADAPTER, STRAIGHT, PIPE TO TUBE: OVERFLOW TUBE	EA		4	*	*	*	*	9	31
		O		4730-289-5935	CLAMP: FUFL LINES	EA		4	*	*	*	*	7	20
0868	X2			4820-277-1756	COCK: SHUT-OFF SCREW: FUEL INJECTION LINE	EA		1	SEE	GRP	9901		9	3

LINE NO.	(1) SOURCE, MAINT. AND RECOV. CODE			(2) FEDERAL STOCK NUMBER	(3) DESCRIPTION	(4) UNIT OF ISSUE	(5) QTY INC IN UNIT PACK	(6) QTY INC IN UNIT	(7) 15 DAY ORG. MAINT ALW				(8) ILLUS- TRATION					
	(a) SOURCE	(b) MAINT.	(c) RECOV.						(a)	(b)	(c)	(d)	(a)	(b)				
															MANUFACTURER'S		FIG.	ITEM OR
															CODE	PART NUMBER		
1-5	6-20	21-50	51-100															
0869		O		4730-415-3172	COUPLING: INJECTOR LEAD-OFF	EA		6	*	*	*	*	7	26				
0870		O		4730-246-9215	ELBOW, PIPE: ADAPTER TO OVERFLOW PIPE	EA		1	*	*	*	*	9	32				
0871		O		4730-640-5832	ELBOW, PIPE: INJECTOR TO TUBE	EA		1	*	*	*	*	7	11				
0872		O		4730-249-1509	ELBOW, PIPE: SHUT-OFF COCK TO FILTER	EA		1	*	*	*	*	9	4				
0873	M	O			HOSE ASSEMBLY	EA		1					7	1				
					MANUFACTURE FROM:													
0873A		O		4730-529-5481	ADAPTER, STRAIGHT PIPE	EA		2	*	*	*	*						
0873B		O		4720-289-9625	HOSE, RUBBER (9 IN. REQUIRED)	FT			SEE	GRP	9501							
0874		O		2910-960-7181	HOSE ASSEMBLY, RUBBER: INJECTOR TO INJECTOR	EA		5					7	25				
					MANUFACTURE FROM:													
0874A		O		4730-529-5481	ADAPTER, PIPE TO TUBE	EA		10	*	*	*	*						
0874B	P	O		4720-289-9625	HOSE, RUBBER (25 IN. REQUIRED FOR EACH HOSE ASSEMBLY)	EA			SEE	GRP	9501							
0875	P	O		2910-779-5981	LINE ASSEMBLY, FUEL: FUEL INJECTIONS No. 1 CYLINDER	EA		1	*	*	*	*	7	12				
0876	P	O		2910-779-5982	LINE ASSEMBLY, FUEL: FUEL INJECTION, No. 2 CYLINDER	EA		1	*	*	*	*	7	13				
0877	P	O		2910-779-5983	LINE ASSEMBLY, FUEL: FUEL INJECTION, No. 3 CYLINDER	EA		1	*	*	*	*	7	14				
0878	P	O		2910-779-5984	LINE ASSEMBLY, FUEL: FUEL INJECTION, No. 4 CYLINDER	EA		1	*	*	*	*	7	17				
0879	P	O		2910-779-5985	LINE ASSEMBLY, FUEL: FUEL INJECTION, No. 5 CYLINDER	EA		1	*	*	*	*	7	18				
0880	P	O		2910-779-5986	LINE ASSEMBLY, FUEL: FUEL INJECTION, No. 6 CYLINDER	EA		1	*	*	*	*	7	23				
0881		O		5310-013-4530	NUT: CLAMP SCREW	EA		2	*	*	*	*	7	19				
0882		O		5310-559-9184	NUT: TANK MTG BOLT	EA		4	*	*	*	*	9	24				
0880		O		4730-011-8537	NUT: TUBE TO ADAPTER	EA		2	*	*	*	*	9	32				
0884		O		4730-011-8539	NUT: TUBE TO ADAPTER, FUEL FILTER	EA		2	*	*	*	*	9	2				
0885	X2	O			PAD: FUEL TANK	EA		4					9	26				
0886	X2	O			PIPE: OVERFLOWS FUEL TANK	EA		1					9	29				
0887		O		5305-272-5306	SCREW: CLAP	EA		2	*	*	*	*	7	22				
		O		5305-022-8992	SCREW: FUEL TANK MTG	EA		4	*	*	*	*	9	27				
0889		O		4730-081-1707	TEE, PIPE TO TUBE: INJECTION TUBE	EA		5	*	*	*	*	7	2				
0890		O			TUBE ASSEMBLY: FILTER TO INJECTOR	EA		1					9	1				
					MANUFACTURE FROM:													
0890A		O		4730-011-8539	NUT: COUPLING	EA		2	*	*	*	*						
0890B	P	O		4710-277-5525	TUBE, COPPER (7 FT REQUIRED)	FT			SEE	GRP	9501							
0891	M	O			TUBE ASSEMBLY: OVERFLOW PIPE	EA		1					9	30				
					MANUFACTURE FROM:													
0891A		O		4730-011-8537	NUT: COUPLING	EA		2	*	*	*	*						
0891B	P	O		4710-277-5527	TUBE, COPPER (7 FT REQUIRED)	FT			SEE	GRP	9501							

LINE NO.	(1) SOURCE, MAINT. AND RECOV. CODE			(2) FEDERAL STOCK NUMBER	(3) DESCRIPTION	(4) UNIT OF ISSUE	(5) QTY INC IN UNIT/PACK	(6) QTY INC IN UNIT	(7) 15 DAY ORG. MAINT. ALW.				(8) ILLUS- TRATION					
	(a) SOURCE	(b) MAINT.	(c) RECOV.						(a)	(b)	(c)	(d)	(a)	(b)				
															MANUFACTURER'S		FIG.	ITEM OR
															CODE	PART NUMBER		
0892		O		5310-209-2249	WASHER, FLT: FUEL LINE CONNECTOR (COMPONENT or PARTS KIT, STOCK No. SEE GROUP 0302)	EA		12	*	*	*	*	7	15				
0894		O		2910-627-2498, 5310-010-6495	WASHER, LOCK: CLAMP SCREW	EA		2	*	*	*	*	7	21				
0895		O		5310-012-1574	WASHER, LOCK: TANK MTG BOLT	EA		4	*	*	*	*	9	25				
0905					0309 - FUEL FILTERS													
0906		O		5306-616-1287	BOLT: FUEL FILTER BRACKET TO CASE	EA		2	*	*	*	*	10	6				
0907	X2	O			BRACKET: OIL FILTER MTG	EA		1					10	5				
0908	X2	O		2910-658-7357	FILTER ASSEMBLY: FUEL PRIMARY	EA		1					10	24				
0909	X2	O		2910-447-9450	BOWL, SEDIMENT, FUEL	EA		1					10	17				
0910	X2	O		2910-651-8550	FILTER ELEMENT, FUEL	EA		1					10	19				
0911	P	O		2910-239-7647	GASKET: BOWL NUT	EA		1	2	4	8	17	10	15				
0912	X2	O			HEAD	EA		1					10	22				
0913		O		5310-741-0174	NUT: ELEMENT	EA		1	*	*	*	*	10	18				
0914	X2	O		2910-445-4880	NUT, BOWL	EA		1					10	14				
0915		O		4730-800-7248	PLUG, PIPE: FILTER BOWL	EA		1	*	*	*	*	10	16				
0916		O		4730-594-2942	PLUG, PIPE: FILTER HEAD	EA		2	*	*	*	*	10	23				
0917	X2	O		5307-741-0176	STUD, PLAIN: FILTER ELEMENT	EA		1					10	20				
0918	X2	O		5330-263-9665	WASHER, NONMETALLIC: FILTER BOWL	EA		1					10	21				
0919	X2	O		2910-393-5987	FILTER ASSEMBLY: FUEL, SECONDARY	EA		1					10	38				
0920	X2	O		2910-820-2279	BODY ASSEMBLY, FILTER	EA		1					10	26				
0921	X2	O		2910-861-6890	BOLT, FILTER HEAD: CENTER	EA		1					10	36				
0922	X2	O		2910-830-0154	COVER, FUEL, FILTER	EA		1					10	34				
0923	P	O		2940-334-9568	FILTER ELEMENT, FLUID	EA		1	2	4	8	17	10	32				
0924	P	O		5330-641-1599	GASKET: COVER TO BODY	EA		1	2	4	8	17	10	33				
0925	X2	O		2910-767-7870	PLATE: ELEMENT SEALING	EA		1					10	30				
0926		O		4730-537-1192	PLUG, PIPE: CENTER BOLT	EA		1	*	*	*	*	10	37				
0927		O		4730-287-3277	PLUG, PIPE: DRAIN	EA		1	*	*	*	*	10	25				
0928	X2	O		5340-784-0042	RING, RETAINING	EA		1					10	31				
0929	P	O		5340-514-2853	SPRING, HELICAL, COMPRESSION: SEALING PLATE	EA		1	*	*	*	*	10	27				
0930	X2	O		5310-595-6398	WASHER, FLAT: CENTER BOLT	EA		1					10	35				
0931	X2	O		5330-779-9176	WASHER, NONMETALLIC: FILTER ELEMENT	EA		1					10	22				
0932	X2	O		5310-417-8620	WASHER, SHOULDERED: SEALING PLATE	EA		1					10	18				
0933		O		5305-619-4718	SCREW: FILTER TO BRACKET	EA		4	*	*	*	*	10	3				
0934		O		5305-018-0124	SCREW, CAP, HEXAGON HEAD: FILTER TO CRANKCASE	EA		2	*	*	*	*	10	13				
0935		O		5310-012-0382	WASHER, LOCK: FILTER TO CRANKCASE SCREW	EA		6	*	*	*	*	10	4				
0936		O		5310-010-3320	WASHER, LOCK: FUEL FILTER BRACKET TO CASE	EA		2	*	*	*	*	10	7				
0937					0311 - ENGINE STARTING AIDS													
0938	M	O			HOSE ASSEMBLY: HAND PRIMER PUMP TO SECONDARY FILTER	EA		1					10	8				
0938A		O		4730-288-9311	MANUFACTURE FROM: ADAPTER. STRAIGHT, PIPE	EA		2	*	*	*	*						

LINE NO.	(1) SOURCE, MAINT. AND RECOV.			(2) FEDERAL STOCK NUMBER	(3) DESCRIPTION	(4) UNIT OF ISSUE	(5) QTY INC IN UNIT PACK	(6) QTY INC IN UNIT	(7) 15 DAY ORG.				(8) ILLUS- TRATION	
	(a) SOURCE	(b) MAINT.	(c) RECOV.						MAINT. ALW.				(a) FIG. NO.	(b) ITEM OR SYM. NO.
									15 DAY ORG.					
									(a) 1-5	(b) 6-20	(c) 21-50	(d) 51-100		
MANUFACTURER'S		UNIT OF ISSUE	QTY INC IN UNIT PACK	QTY INC IN UNIT	(a) 1-5	(b) 6-20	(c) 21-50	(d) 51-100	(a) FIG. NO.	(b) ITEM OR SYM. NO.				
CODE	PART NUMBER													
0938B	P	O		4720-289-9625	HOSE, RUBBER (11 IN. REQUIRED)	00624	2558-6-45			SEE	GRP	9501		
0939	M	O			HOSE ASSEMBLY: PRIMARY FILTER TO HAND PRIMER PUMP	89923	27467	EA	1				10	9
0939A		O		4730-288-9311	MANUFACTURE FROM: ADAPTER, TUBE TO HOSE	00624	4739-6	EA	2	*	*	*	*	
0939E	P	O		4720-289-9625	HOSE, RUBBER (9 IN. REQUIRED)	00624	2558-6-45	EA		SEE	GRP	9501		
0940	M	O			HOSE ASSEMBLY: SECONDARY FILTER TO INJECTION PUMP	89923	27469	EA	1				10	2
0940A		O		4730-288-9311	MANUFACTURE FROM: ADAPTER, TUBE TO HOSE	00624	4739-6	EA	2	*	*	*	*	
0940B	P	O		4720-289-9625	HOSE, RUBBER (18 IN. REQUIRED)	00624	2558-6-45	EA		SEE	GRP	9501		
0941	X2	O		2910-324-7658	PUMP, RECIPROCATING: HAND PRIMER	84760	701-4A	EA	1				10	12
0942		O		5305-013-2131	SCREW: PRIMER PUMP MTG			EA	2	*	*	*	*	10
0943		O		5310-680-6009	WASHER: PRIMER PUMP MTG	89923	16961	EA	2	*	*	*	*	10
0944					0312 - ACCELERATOR, THROTTLE OR CHOKE CONTROLS									
0945		O		5306-680-6004	BOLT: CONTROL STOP CABLE BRACKET			EA	1	*	*	*	*	12
0946	X2	O			BRACKET: CONTROL CABLE, STOP	27315	16T1584	EA	1				12	3
0947	X2	O			BRACKET: GOVERNOR CONTROL CABLE	27315	16T1613	EA	1				11	1
0948	X2	O			BRACKET ASSEMBLY: CABLE	27315	16T568F1	EA	2				11	
0949		O		5306-018-1614	BOLT, MACHINE: GOVERNOR CONTROL CABLE BRACKET	27315	0627V025	EA	1	*	*	*	*	11
0950	X2	O			BRACKET: CABLE	27315	16T568	EA	2				11	22
0951		O		5310-012-0368	NUT, PLAIN, HEXAGON: GOVERNOR CONTROL CABLE BRACKET	27315	2049V002	EA	1	*	*	*	*	11
0952		O		5310-012-0214	WASHER, LOCK: GOVERNOR CONTROL CABLE BRACKET	27315	3616V0C8	EA	1	*	*	*	*	11
0953	X2	O			BRACKET ASSEMBLY: CONTROL CABLE	27315	16T1394F1	EA	1				11	5
0954		O		5306-018-1614	BOLT, MACHINE: CONTROL CABLE BRACKET	27315	0626V025	EA	3	*	*	*	*	11
9055	X2	O			BRACKET: CONTROL	27315	16T1394	EA	1				11	3
0096		O		5310-012-0376	NUT, PLAIN, HEXAGON: CONTROL CABLE BRACKET	27315	2045V002	EA	2	*	*	*	*	11
0957		O		5310-012-0214	WASHER, LOCK: CONTROL CABLE BRACKET	27315	3616V008	EA	2	*	*	*	*	1
0958	X2	O		5340-254-4641	CLEVIS, ROD END: FLEXIBLE GOVERNOR CONTROL CABLE			EA	2				11	18
0959	X2	O			CONTROL ASSEMBLY: FLEXIBLE	27315	6P1244D2	EA	1				11	20
0060	X2	O			CONTROL ASSEMBLY: GOVERNOR	27315	L955A140-1	EA	1					
0961		O		5306-018-1614	BOLT, MACHINE: GOVERNOR CONTROL HANDLE	27315	0626V025	EA	1	*	*	*	*	11
0962	X	O			BRACKET: GOVERNOR CONTROL	?7315	16P1240	EA	1				11	25
0963	X2	O			HANDLE: GOVERNOR CONTROL	27315	6P987	EA	1				11	11
0964	X2	O			LE: GOVERNOR, CONTROL REL ASE	27315	6T1228	EA	1	*	*	*	*	11
0965		O		5310-012 -0376	NUT, PLAIN, HEXAGON: GOVERNOR CONTROL HANDLE	27315	2045V002	EA	1	*	*	*	*	11



LINE NO.	(1) SOURCE, MAINT. AND RECOV. CODE			(2) FEDERAL STOCK NUMBER	(3) DESCRIPTION	(4) UNIT OF ISSUE	(5) QTY INC IN UNIT PACK	(6) QTY INC IN UNIT	(7) 15 DAY ORG. MAINT. ALW.				(8) ILLUS-TRATION		
	(a) SOURCE	(b) MAINT.	(c) RECOV.										(a) FIG. NO.	(b) ITEM OR SYM. NO.	
									MANUFACTURER'S						
									1-5	6-20	21-50	51-100			
0966		O		5310-584-5005	NUT, PLAIN, HEXAGON: GOVERNOR CONTROL LEVER			1	*	*	*	*	11	14	
0967		O		5310-022-0071	NUT, PLAIN, HEXAGON- QUADRANT MTG	27315 2045V001	EA		*	*	*	*	1	28	
0968	X2	O		3810-374-0646	QUADRANT, ROLLER SHAFT	27315 18T3813	EA	1					11	7	
0969	X2	O		2815-214-2083	ROLLER, GUIDE, ACTUATING: ACTUATING LEVER	27315 13T249	EA	1					11	10	
0970		O		5305-018-0132	SCREW, CAP, HEXAGON HEAD: QUADRANT MTG	27315 0626V046	EA	2	*	*	*	*	11	6	
0971		O		5305-558-3679	SCREW, MACHINE: GOVERNOR CONTROL LEVER	27315 0660V114	EA	1	*	*	*	*	11	26	
0972	X2	O			SHAFT ASSEMBLY	27315 10T1107F1	EA						11	15	
0973	X2	O			KEY	27315 20H1372D1	EA	1					11	8	
0974	X2	O			SPACER: BRACKET AND QUADRANT	27315 18T4204	EA	2					11	24	
0975	P	O		2990-597-5970	SPRING, HELICAL, COMPRESSION: GOVERNOR CONTROL LEVER	27315 17T233	EA	1	*	*	*	*	11	12	
0976		O		5310-012-0214	WASHER, LOCK: GOVERNOR CONTROL HANDLE BOLT	27315 3616V008	EA	1	*	*	*	*	11	5	
0977		O		5310-545-2705	WASHER, LOCK: GOVERNOR CONTROL LEVER SCREW	27315 3616V007	EA	1	*	*	*	*	11	13	
0978		O		5310-261-7340	WASHER, LOCK: QUADRANT MTG SCREW	27315 3616V009	EA	2	*	*	*	*	11	29	
0979	P	O		2990-084-2963	CONTROL ASSEMBLY: STOP	27315 6Z102D7	EA	1	*	*	*	*	12	2	
0980		O		5310-012-0376	NUT, PLAIN, HEXAGON: CONTROL STOP CABLE BRACKET BOLT		EA	1	*	*	*	*	12	6	
0981		O		5310-018-7402	NUT, PLAIN, HEXAGON: FLEXIBLE GOVERNOR CONTROL CABLE CLEVIS	27315 2065V001	EA	2	*	*	*	*	11	19	
0982	X2	O			PIN, COTTER: FLEXIBLE CONTROL CABLE YOKE	27315 919F117F2	EA	2							
0983		O		5315-291-2114	PIN: FLEXIBLE CONTROL CABLE CLEVIS		EA	2	*	*	*	*	11	16	
0984		O		5315-013-7130	PIN: FLEXIBLE CONTROL CABLE CLEVIS PIN	27315 2201V003	EA	2	*	*	*	*	11	17	
0985	X2	O		5340-254-2889	STRAP: FLEXIBLE CABLES	24981 8241	EA	15					12	1	
0986		O		5310-010-3320	WASHER: CONTROL STOP CABLE BRACKET		EA	1	*	*	*	*	12	5	
0987					GROUP 04 - EXHAUST SYSTEM										
0988					0401 - MUFFLER AND PIPES										
0989	p	O		2990-630-1772	CAP: EXHAUST PIPE	27315 14Z4D6	EA	2	*	*	*	*	13	1	
0990		O		4730-187-7604	COUPLING: EXHAUST PIPE		EA	2	*	*	*	*	13	4	
0991	X	O			FLANGE: EXHAUST MANIFOLD	89923 13825	EA	2					1	2	
0992	P	O		2990-779-5987	MUFFLER, EXHAUST	89923 25072	EA	2	*	*	*	*	13	5	
0993		O		5310-012-0371	NUT, PLAIN, HEXAGON: FLANGE TO MANIFOLD SCREW	89923 10262	EA	8	*	*	*	*	1	26	
0994	M	O			PIPE: EXHAUST MANUFACTURE FROM:	27315 18P1265D11	EA	1					13	2	
0994A	P	O		4710-595-2033	PIPE, STEEL (30 IN. REQUIRED)		FT		SEE	GRP	9501				

LINE NO.	(1) SOURCE, MAINT. AND RECOV.			(2) FEDERAL STOCK NUMBER	(3) DESCRIPTION	(4) UNIT OF ISSUE	(5) QTY INC IN UNIT PACK	(6) QTY INC IN UNIT	(7) 15 DAY ORG. MAINT. ALW.				(8) ILLUS- TRATION								
	(a) SOURCE	(b) MAINT.	(c) RECOV.						MANUFACTURER'S	(a)	(b)	(c)	(d)	(a)	(b)						
																CODE		MAINT. ALW.		FIG. NO.	ITEM OR SYM. NO.
																CODE	PART NUMBER	1-5	6-20		
0995		O		5305-018-1441	SCREW, CAP, HEXAGON HEAD: FLANGE TO MANIFOLD	EA		8	*	*	*	*	1	1							
0996	X2	O			SHIELD: EXHAUST PIPE	EA		2					13	3							
0997					GROUP 05 - COOLING SYSTEM																
0998					0501 - RADIATOR																
0999A	X2	O		4820-276-9037	COCK, RADIATOR DRAIN	EA		1					14	19							
1000	X2	O			GUARD: RADIATOR, FRONT	EA		1					14	6							
1006		O		5306-582-6748	BOLT: FRONT GUARD	EA		4	*	*	*	*	14	9							
1007		O		5306-616-1287	BOLT: GUARD MTG	EA		4	*	*	*	*	14	8							
1009	P	O		2930-871-3753	CAP, RADIATOR	EA		1	*	*	*	*	14	4							
1010	X2	O			CLIP: FRONT GUARD	EA		4					14	10							
1012	X2	O		2930-534-5646	CLIP: MOUNTING SHROUD: FAN SHROUD	EA		4	SEE	GRP	0502										
1017	P	O		5330-252-3307	GASKET: RADIATOR CAP	EA		1	*	*	*	*	14	3							
1019		O		5310-266-0386	NUT, PLAIN, HEXAGON: GUARD MTG	EA		4	*	*	*	*	14	11							
1022		O		5305-012-0628	SCREW, MACHINE: SHROUD MTG	EA		8	SEE	GRP	0502										
1024	X2	O			SHROUD AND FAN GUARD ASSEMBLY	EA		1	SEE	GRP	0502										
1027	X2	O			SPACER: FRONT GUARD	EA		4					14	5							
1036	X2	O			WASHER: FRONT GUARD MTG	EA		8					14	7							
1040					0502 - SHROUD																
1041	X2	O		5306-543-2506	BOLT, MACHINE: SHROUD CLIP MTG	EA		2					14	17							
1042	X2	O		2930-534-5646	CLIP, MOUNTING SHROUD: FAN SHROUD	EA		4					14	18							
1043		O		5310-266-0386	NUT, PLAIN, HEXAGON: SHROUD MTG	EA		2	*	*	*	*	14	11							
1044		O		5305-012-0628	SCREW, MACHINE: SHROUD MTG	EA		8	*	*	*	*	14	12							
1045	X2	O			SHROUD AND FAN GUARD ASSEMBLY	EA		1					14	16							
1046	X2	O			GUARD	EA		1	SEE	GRP	0505										
1047		O		5305-042-0991	SCREW, ASSEMBLED WASHER: FAN GUARD MOUNTING	EA		12	SEE	GRP	0505										
1048	X2	O			SHROUD	EA		1					14	15							
1049	X2	O		5310-012-0214	WASHER, LOCK: FAN SHROUD MTG CLIP	EA		2					14	7							
1050					0503 - WATER MANIFOLDS, HEADERS, THERMOSTATS AND HOUSING GASKET																
1051		O		5306-017-9819	BOLT: WATER MANIFOLD TO THERMOSTAT HOUSING	EA		3	*	*	*	*	8	5							
1052		O		5306-017-9819	BOLT, MACHINE: WATER OUTLET PIPE	EA		2	*	*	*	*	15	14							
1053		O		4730-186-3028	BUSHING, PIPE: ENGINE WATER DRAIN	EA		1	*	*	*	*									
1054		O		4730-708-5196	CLAMP, HOSE: RADIATOR HOSE	EA		8	*	*	*	*	14	1							
1055		O		4730-706-0299	CLAMP, HOSE: WATER BY-PASS TUBE	EA		4	*	*	*	*	i5	28							
1056	X2	O		4820-174-0339	COCK, DRAIN: ENGINE WATER DRAIN	EA		1	SEE	GRP	9901		1	10							

LINE NO.	(1) SOURCE, MAINT. AND RECOV. CODE			(2) FEDERAL STOCK NUMBER	(3) DESCRIPTION	(4) UNIT OF ISSUE	(5) QTY INC IN UNIT PACK	(6) QTY INC IN UNIT	(7) 15 DAY ORG. MAINT. ALW.				(8) ILLUS- TRATION			
	(a) SOURCE	(b) MAINT.	(c) RECOV.						(a)	(b)	(c)	(d)	(a)	(b)		
															MANUFACTURER'S	
															CODE	PART NUMBER
1057	X2	O		4820-968-0116	COCK, DRAIN: WATER PUMP	EA		1								
1058	M	O		2930-298-5342	GASKET: PIPE FLANGE TO FRONT COVER (COMPONENT OF PARTS KIT, STOCK NO. 2815-779-6012, SEE GROUP 0100) MANUFACTURE FROM:	EA		1					15	20		
1058A	P	O		5330-233-5846	PAPER: GASKET (4 1/2 IN. X 2 1/2 IN. REQUIRED)	YD			SEE	GRP	9501					
1059	X1			2930-599-5733	GASKET: THERMOSTAT, MANIFOLD ASSEMBLY TO WATER MANIFOLD (COMPONENT OF PARTS KIT, STOCK NO. 2815-779-6012, SEE GROUP 0100)	EA		1					15	17		
1060	X1			2930-580-2441	GASKET: THERMOSTAT OUTLET PIPE (COMPONENT OF PARTS KIT, STOCK NO. 2815-779-6012, SEE GROUP 0100)	EA		1					15	12		
1061	X1			2930-096-6031	GASKET: WATER MANIFOLD (COMPONENT OF PARTS KIT, STOCK NO. 2815-779-6012, SEE GROUP 0100)	EA		6					15	35		
1062	P	O		4720-678-8993	HOSE, RUBBER: BY-PASS PIPE	EA		2	*	*	*	*	15	29		
1063	P	O		4720-722-3263	HOSE, RUBBER: LOWER RADIATOR	EA		1	*	*	*	*	15	26		
1064	P	O		4720-678-8992	HOSE, RUBBER: SUCTION PIPE TO PUMP	EA		1	*	*	*	*	15	36		
1065	P	O		4720-722-3284	HOSE, RUBBER: UPPER RADIATOR	EA		1	*	*	*	*	14	2		
1066	P	O		4720-678-8994	HOSE, RUBBER: WATER PUMP	EA		1	*	*	*	*	15	19		
1067	X2	O			MANIFOLD: WATER	EA		1					15	31		
1068	X2	O		2930-896-8811	MANIFOLD ASSEMBLY: THERMOSTAT	EA		1	1				15	1		
1069	X2	O			ADAPTER: THERMOSTAT MANIFOLD ASSEMBLY TO WATER MANIFOLD	EA		1					15	11		
1070		O		5306-018-6272	BOLT MACHINE: MTG	EA		3					15	3		
1071	X1			2930-585-0534	GASKET: THERMOSTAT HOUSING (COMPONENT OF PARTS KIT, STOCK NO. 2815-779-6012, SEE GROUP 0100)	EA		1					15	7		
1072	X1			2930-585-0533	GASKET: THERMOSTAT MANIFOLD TO ADAPTER (COMPONENT OF PARTS KIT, STOCK NO. 2815-779-6012, SEE GROUP 0100)	EA		1					15	10		
1073	X2	O			HOUSING ASSEMBLY: REAR HALF	EA		1					15	9		
1074	P	O		2930-715-5333	SEAL, PLAIN ENCASED	EA		1	*	2	2	5	15	8		
1075	X2	O		2930-953-2069	HOUSING, THERMOSTAT: FRONT HALF	EA		1					15	6		
1076		O		4730-278-3441	PLUG: FRONT HOUSING	EA		1	*	*	*	*	15	2		
1077		O		5310-616-3023	WASHER, FLAT: THERMOSTAT HOUSING	EA		5	*	*	*	*	15	5		
1078		O		5310-012-0214	WASHER, LOCK: THERMOSTAT HOUSING	EA		5	*	*	*	*	15	4		
1079		O		4730-196-2058	NIPPLE, PIPE: ENGINE WATER DRAIN	EA		1	*	*	*	*				
1080	X2	O			PIPE: DISCHARGE, WATER PUMP	EA		1					15	18		
1081	X2	O			PIPE: RADIATOR TO PUMP	EA		1					15	25		
1082	X2	O			PIPE: THERMOSTAT OUTLET	EA		1	*	*	*	*	15	13		

LINE NO.	(1) SOURCE, MAINT. AND RECOV. CODE			(2) FEDERAL STOCK NUMBER	(3) DESCRIPTION	MANUFACTURER'S CODE   PART NUMBER	(4) UNIT OF ISSUE	(5) QTY INC IN UNIT PACK	(6) QTY INC IN UNIT	(7) 15 DAY ORG. MAINT. ALW.				(8) ILLUS- TRATION					
	(a) SOURCE	(b) MAINT.	(c) RECOV.							(a)	(b)	(c)	(d)	(a) FIG. NO.	(b) ITEM OR SYM. NO.				
																1-5	6-20	21-50	51-100
1083		O		4730-278-3357	PLUG, PIPE: SUCTION AND DISCHARGE PIPES	89923 2423V005	EA		2	*	*	*	*	15	24				
1084		O		5305-018-0124	SCREW, CAP, HEXAGON HEAD: BRACKET TO DISCHARGE PIPE	89923 11598	EA		2	*	*	*	*	15	23				
1085		O		5305-018-0124	SCREW, CAP, HEXAGON HEAD: WATER MANIFOLD TO CRANKCASE	89923 11598	EA		12	*	*	*	*	5	32				
1086	P	O		4730-249-2032	TEE, PIPE: ENGINE WATER DRAIN	89923 18694	EA		1	*	*	*	*						
1087		O		6680-514-3976	THERMOSTAT, RADIATOR FLOW CONTROL		EA		1	*	*	*	*	15	30				
1088	X2	O		2930-896-8842	TUBE, THERMOSTAT TO BLOCK	89923 20632	EA		1					15	27				
1089		O		5310-582-5977	WASHER, FLAT: BRACKET TO DISCHARGE PIPE	89923 10726	EA		2	*	*	*	*	15	2				
1090		O		5310-582-5977	WASHER, FLAT: WATER MANIFOLD TO CRANKCASE	89923 10726	EA		12	*	*	*	*	15	33				
1091		O		5310-616-3023	WASHER, FLAT: WATER MANIFOLD TO THERMOSTAT HOUSING	89923 10314	EA		3	*	*	*	*						
1092		O		5310-616-3023	WASHER, FLAT: WATER OUTLET PIPE	89923 11314	EA		2	*	*	*	*	15	16				
1093		O		5310-261-7340	WASHER, LOCK: BRACKET TO DISCHARGE PIPE	89923 10940	EA		2	*	*	*	*	15	22				
1094		O		5310-261-7340	WASHER, LOCK: WATER MANIFOLD TO CRANKCASE	89923 10940	EA		12	*	*	*	*	5	34				
1095		O		5310-012-0214	WASHER, LOCK: WATER MANIFOLD TO THERMOSTAT HOUSING	89923 11014	EA		3	*	*	*	*						
1115					0505 - FAN ASSEMBLY														
1116	P	O		3030-569-1463	BELT, V	89923 16631	EA		1	*	*	2	2	16	10				
1117	X2	O			FAN: BLOWER	89923 18995	EA		1					17	13				
1118	X2	O			GUARD: FAN	46529 A11-439	EA		1					16	9				
1119		O		5310-010-2637	NUT, PLAIN, HEXAGON: FAN ADJUSTING SCREW	89923 14320	EA		1	*	*	*	*	16	12				
1120	X2	F			PILOT: FAN	89923 18047	EA		1										
1121		O		5305-042-0991	SCREW, ASSEMBLED WASHER: FAN GUARD MOUNTING		EA		2	*	*	*	*	14	14				
1122	X2	O			SCREW, ASSEMBLED WASHER: FAN MTG	89923 10578	EA		6					16	8				
1123		O		5305-018-0124	SCREW, CAP, HEXAGON HEAD: FAN SUPPORT COVER AND BRACKET	89923 11598	EA			*	*	*	*	16	3				
1124		O		5305-022-7864	SCREW, CAP, HEXAGON HEAD: FAN SUPPORT TO CRANKCASE	89923 11557	EA		2	*	*	*	*	16	5				
1125		O		5305-282-3521	SETSCREW: CAM ADJUSTMENT	89923 16950	EA		1	*	*	*	*	16	11				
1226	X2	O			SPACER: FAN	89923 18990	EA		1										
1127	X2	O		2930-830-8778	SUPPORT ASSEMBLY, FAN	89923 24947	EA		1					16					
1131	M	O			GASKET: FAN SUPPORT TO FRONT COVER (COMPONENT OF PARTS KIT, STOCK NO. 2815-779-6012, SEE GROUP 0100) MANUFACTURE ROM: PAPER, GASKET (12 IN. REQUIRED)	89923 14843								16	14				
1131A	P	O		5330-233-5846			YD			SEE	GRP	9501							

LINE NO.	(1) SOURCE, MAINT. AND RECOV.			(2) FEDERAL STOCK NUMBER	(3) DESCRIPTION	(4) UNIT OF ISSUE	(5) QTY INC IN UNIT PACK	(6) QTY INC IN UNIT	(7) 15 DAY ORG. MAINT. ALW.				(8) ILLUS- TRATION			
	(a) SOURCE	(b) MAINT.	(c) RECOV.										(a) FIG. NO.	(b) ITEM OR SYM. NO.		
									MANUFACTURER'S							
									CODE	PART NUMBER	(a) 1-5	(b) 6-20			(c) 21-50	(d) 51-100
1139		O		5310-582-5977	WASHER, FLAT: FAN SUPPORT TO BRACKET	89923	10726	EA		4	*	*	*	*	16	6
1140		O		5310-012-0214	WASHER, LOCK: FAN MTG	89923	11014	EA		6	*	*	*	*	16	7
1141		O		5310-261-7340	WASHER, LOCK: FAN SUPPORT TO BRACKET	89923	10940	EA		9	*	*	*	*	16	2
1142		O		5310-010-3323	WASHER, LOCK: FAN SUPPORT TO CRANKCASE	89923	10735	EA		2	*	*	*	*	16	4
1143					GROUP 06 - ELECTRICAL SYSTEM											
1144					0601 - GENERATOR											
1145	X2	O			BRACKET: GENERATOR MTG	89923	27563	EA		1					17	19
1146	X2	O			FAN AND SHEAVE ASSEMBLY: GENERATOR	89923	27593	EA		1					17	
1147	X2	O			FAN AND HUB	92679	M284539R91	EA		1					17	8
1148	X2	O			SHEAVE	89923	27561	EA		1					17	9
1149	P	O	R	2920-302-6499	GENERATOR ASSEMBLY, ENGINE (INCLUDES COMPONENTS OF PARTS KIT, STOCK NO. 2920-712-1259)	16764	1117478	EA		1	*	*	*	2	17	7
1155	X1			5977-729-9651	BRUSH, ELECTRICAL CONTACT	16764	1906975	EA		4					17	24
1156	X1			3040-057-5258	COLLAR, SHAFT: DRIVE END	16764	1941243	EA		1					17	10
1158	X			2920-022-1119	COVER, BAND, ASSEMBLY: BRUSH ACCESS	16764	1941248	EA		1					17	2
1159	X1			5310-637-1516	NUT, PLAIN, RECTANGULAR	16764	34816	EA		1					17	3
1160	X			5305-275-3973	SCREW, MACHINE	16764	274936	EA		1					17	1
1170		O		5310-022-0071	NUT, PLAIN, HEXAGON: GENERATOR ADJUSTING STRAP			EA		1					17	4
1171	X1			5310-012-2801	NUT, SLOTTED, HEXAGON: SHAFT, DRIVE END	16764	274943	EA		1					17	12
1172	P	O		2920-712-1259	PARTS KIT, ENGINE	16764	1947310	EA		1	*	2	2	4	17	
1189	X1			5305-019-1245	SCREW, ASSEMBLED WASHER: ELECTRICAL CONTACT BRUSH	16764	455341	EA		4					17	23
1190	X1			5310-143-5898	WASHER, FLAT: SHAFT, DRIVE END	16764	1872618	EA		1					17	11
1197	X2	O			SCREW: GENERATOR BRACKET TO FRONT COVER	89923	10894	EA		2					17	18
1198		O		5305-018-0121	SCREW: STRAP TO GENERATOR	89923	10519	EA		1	*	*	*	*	17	6
1199				5305-637-9516	SCREW, CAP, HEXAGON HEAD: GENERATOR BRACKET TO FRONT COVER	89923	21416	EA		2	*	*	*	*	17	20
1200		O		5305-530-9624	SCREW, CAP, HEXAGON HEAD: GENERATOR TO BRACKET	89923	27594	EA		2	*	*	*	*	17	22
1201		O		5305-331-4032	SCREW, CAP, HEXAGON HEAD: HUB TO SHEAVE			EA		4	*	*	*	*	17	17
1202		O		5305-018-1356	SCREW, CAP, HEXAGON HEAD: STRAP TO BRACKET	89923	14564	EA		1	*	*	*	*	17	14
1203	X2	O			STRAP: GENERATOR ADJUSTMENT	89923	11642	EA		1					17	15
1204		O		5310-627-6128	WASHER: BRACKET TO FRONT COVER AND ADJUSTING STRAP	89923	16964	EA		6	*	*	*	*	17	5
1205		O		5310-582-5977	WASHER, FLAT: STRAP TO GENERATOR			EA		1	*	*	*	*	17	4
1206		O		5310-013-5629	WASHER, LOCK: GENERATOR TO BRACKET	89923	16963	EA		2	*	*	*	*	17	21

LINE NO.	(1) SOURCE, MAINT. AND RECOV.			(2) FEDERAL STOCK NUMBER	(3) DESCRIPTION	(4) UNIT OF ISSUE	(5) QTY INC IN UNIT PACK	(6) QTY INC IN UNIT	(7) 15 DAY ORG.				(8) ILLUS- TRATION		
	(a) SOURCE	(b) MAINT.	(c) RECOV.						MAINT. ALW.				(a) FIG. NO.	(b) ITEM OR SYM. NO.	
									15 DAY ORG.						
									(a) 1-5	(b) 6-20	(c) 21-50	(d) 51-100			
MANUFACTURER'S		PART NUMBER		FIG. NO.		ITEM OR SYM. NO.									
1207		O		5310-012-1753	WASHER, LOCK: HUB TO SHEAVE	89923	12889	EA	4	*	*	*	*	17	16
1208	M	O			WIRE: GENERATOR MTG SCREW	89923	10629	EA	1					17	25
1208A	P	O		9505-222-3826	MANUFACTURE FROM: WIRE, STEEL (12 IN. REQUIRED)			RL		SEE	GRP	9501			
1209					0602 - GENERATOR REGULATOR										
1210		O		5306-010-6282	BOLT: SHOCK MOUNT BRACKET TO REGULATOR	89923	11116	EA	4	*	*	*	*	18	9
1211	X2	O			CABLE ASSEMBLY: REGULATOR TO GENERATOR	89923	27562	EA	1					18	4
1212	X2	O		2920-740-6100	MOUNT ASSEMBLY, SHOCK REGULATOR	16764	1919819	EA	2					18	7
1213		O		5310-010-3088	NUT, PLAIN, HEXAGON: REGULATOR TO BRACKET	89923	12572	EA	4	*	*	*	*	18	8
1214		O		5310-012-0368	NUT, PLAIN, HEXAGON: SHOCK MOUNT TO REGULATOR	89923	10808	EA	4	*	*	*	*	18	2
1215	P	O		2920-555-2813	REGULATOR ASSEMBLY, GENERATOR	16764	1118558	EA	1	*	*	2	2	18	1
1216		O		5305-010-0871	SCREW, MACHINE: REGULATOR TO BRACKET	89923	22265	EA	4	*	*	*	*	18	5
1217		O		5310-596-7691	WASHER: REGULATOR TO BRACKET	89923	16961	EA	4	*	*	*	*	18	
1218	X2	O		2920-860-5363	WASHER, GENERATOR: SHOCK MOUNT BRACKET TO REGULATOR	89923	17154	EA	4					18	3
1219					0603 - STARTING MOTOR										
1220	M	O		6140-779-6004	LEAD STORAGE BATTERY: STARTER TO SOLENOID	89923	27458	EA	1					19	23
1220A	P	O		6145-299-4432	MANUFACTURE FROM: CABLE, ELECTRICAL (17 IN. REQUIRED)			FT		SEE	GRP	9501			
1220B	X2	O		5940-983-9814	TERMINAL, LUG	59730	K73	EA	1						
1220C	X2	O			TERMINAL, LUG	59730	L75	EA	1						
1221	M	O			LEAD ELECTRICAL: STARTER TO GROUND	89923	27457	EA	1					19	17
1221A	P	O		6145-299-4432	MANUFACTURE FROM: CABLE, ELECTRICAL (11 IN. REQUIRED)			FT		SEE	GRP	9501			
1221B	X2	O		5940-983-9814	TERMINAL, LUG	59730	K73	EA	1						
1221C	X2	O			TERMINAL, LUG	59730	YAV27L1	EA	1						
1222		O		5310-584-5005	NUT, PLAIN, HEXAGON: SOLENOID MTG	89923	10317	EA	4	*	*	*	*	19	3
1223	P	O		2920-678-9813	PARTS KIT, ELECTRICAL: STARTER	16764	1947331	EA	1	*	*	2	2		
1227	X1	O		5977-237-1596	BRUSH, ELECTRICAL CONTACT	16764	1906902	EA	8					19	18
1241	P	O		5945-549-9793	RELAY, SOLENOID	16764	1119756	EA	1	*	*	*	2	19	1
1242		O		5305-207-0912	SCREW, CAP, HEXAGON HEAD: SOLENOID MOUNTING	89923	10733	EA	4	*	*	*	*	19	24
1243		O		5305-042-8685	SCREW, CAP, HEXAGON HEAD: STARTER MTG	89923	10763	EA	3	*	*	*	*	19	21
1244		O	R	2920-585-5212	STARTER, MOTOR, ELECTRICAL (INCLUDES COMPONENTS OF PARTS KIT, STOCK NO. 2920-678-9813)	16764	0113757	EA	1	*	*	*	*	19	12
1274	X1			5305-637-8247	SCREW, MACHINE: BRUSH LEAD MTG	16764	453281	EA	8					19	20

LINE NO.	(1) SOURCE, MAINT. AND RECOV.			(2) FEDERAL STOCK NUMBER	(3) DESCRIPTION	(4) UNIT OF ISSUE	(5) QTY INC IN UNIT PACK	(6) QTY INC IN UNIT	(7) 15 DAY ORG.				(8) ILLUS- TRATION	
	(a) SOURCE	(b) MAINT.	(c) RECOV.						MAINT. ALW.				(a) FIG. NO.	(b) ITEM OR SYM. NO.
									MANUFACTURER'S					
									(a)	(b)	(c)	(d)		
					MANUFACTURER'S CODE	PART NUMBER			1-5	6-20	21-50	51-100		
1284	X1			5310-045-3299	WASHER, LOCK: BRUSH LEAD MTG	16764 453299	EA	8					19	19
1287	X1			5310-012-0239	WASHER, LOCK: FIELD TERMINAL STUD	16764 453298	EA	2					19	1
1293		O		5310-012-1753	WASHER, LOCK: SOLENOID MTG	89923 12889	EA	4	*	*	*	*	19	2
1294		O		5310-011-4609	WASHER, LOCK: STARTER MTG	89923 13134	EA	3	*	*	*	*	19	22
1295	X2	O			WIRE, ASSEMBLY: SOLENOID GROUND	89923 T23826	EA	1					19	25
1296					0606 - ENGINE SAFETY CONTROLS									
1297		O		4730-193-0867	BUSHING, PIPE: CAM POCKET COVER	89923 13407	EA	1	*	*	*	*	20	4
1228		O		4730-193-0871	BUSHING, PIPE: TEMPERATURE SWITCH	89923 23036	EA	1	*	*	*	*	20	7
1299		O		4730-010-5422	ELBOW: OIL PRESSURE SWITCH	89923 16446	EA	1	*	*	*	*	20	3
1301	X2	O	R	2990-652-9926	GOVERNOR, DIESEL ENGINE: OVERSPEED	77260 GC3031	EA	1					20	8
1349	M	O			JUMPER: REGULATOR AND SOLENOID	89923 28056	EA	4						
1349A	X2	O			MANUFACTURE FROM:									
1349B	P	O		6145-248-2586	TERMINAL: NO. 8 AWG WIRE, ELECTRICAL (8 IN. REQUIRED FOR EACH JUMPER)	89923 21682	EA FT	8	SEE	GRP	9501			
1350		O		4730-277-5975	NIPPLE: OIL PRESSURE SWITCH	89923 13737	EA	1	*	*	*	*	20	2
1351	P	O		5930-509-0163	SWITCH, OIL PRESSURE	89923 23134	EA	1	*	*	*	*	20	1
1352	P	O		5930-779-6001	SWITCH, TEMPERATURE	89923 23135	EA	1	*	*	*	*	20	5
1353	M	O			WIRE ASSEMBLY: OIL PRESSURE SHUT-DOWN SWITCH TO SHUT-DOWN SWITCH TO ROOSA MASTER PUMP	89923 28054	EA	1						
1353A	X2	O			MANUFACTURE FROM:									
1353B	X2	O			TERMINAL: NO. 14 AWG	00761 YEA14N	EA	1						
1353C	P	O		6145-195-5608	TERMINAL: NO. 14 AWG WIRE, ELECTRICAL (5 7/8 IN. REQUIRED)	00761 YEA14N4	EA FT	1	SEE	GRP	9501			
1354	M	O			WIRE ASSEMBLY: OVERSPEED GOVERNOR TO HIGH TEMPERATURE SWITCH	89923 28055	EA	1						
1354A	X2	O			MANUFACTURE FROM:									
1354B	X2	O			TERMINAL: NO. 14 AWG	C0761 YEA14N	EA	1						
1354C	P	O		6145-195-5608	TERMINAL: NO. 14 AWG WIRE, ELECTRICAL (4 3/8 IN. REQUIRED)	00761 YEA14NZ	EA FT	1	SEE	GRP	9501			
1355	M	O			WIRING HARNESS: SOLENOID	89923 27828	EA	1						
1355A	X2	O			MANUFACTURE FROM:									
1355B	X2	O			LOOM (23 1/2 IN. REQUIRED)	89923 15534	EA	1						
1355C	X2	O			TERMINAL: NO. 8 AWG	00761 YAE8	EA	1						
1355D	X2	O		5940-246-3855	TERMINAL: NO. 8 AWG	89923 21682	EA	1						
1355E	P	O		6145-248-2586	TERMINAL: NO. 14 AWG	00761 YAE14N	EA	2						
1355F	P	O		6145-195-5608	WIRE, ELECTRICAL (35 IN. REQUIRED) WIRE, ELECTRICAL (35 IN. REQUIRED)		FT FT		SEE SEE	GRP GRP	9501 9501			
1356					0607 - INSTRUMENT OR ENGINE CONTROL PANEL									
1357	X2	O			BRACKET: ELECTRICAL CONDUIT	27315 16T1609	EA	1					21	33
1358	X2	O		5975-614-9458	BUSHING, ELECTRICAL	77060 5291598	EA	5					22	17

LINE NO.	(1) SOURCE, MAINT. AND RECOV.			(2) FEDERAL STOCK NUMBER	(3) DESCRIPTION	(4) UNIT OF ISSUE	(5) QTY INC IN UNIT PACK	(6) QTY INC IN UNIT	(7) 15 DAY ORG. MAINT. ALW.				(8) ILLUS- TRATION			
	(a) SOURCE	(b) MAINT.	(c) RECOV.						(a)	(b)	(c)	(d)	(a)	(b)		
															MANUFACTURER'S	
															CODE	PART NUMBER
1359	X2	O			CLAMP: CONDUIT	EA		4					23	22		
1360	X2	O			CONDUIT: CONTROL STAND TO ENGINE JUNCTION BOX	EA		1					23	19		
1361	X2	O	5935-577-0377		CONNECTOR: ELECTRICAL GAGE	EA		4					22	21		
1362	X2	O	8935-967-7635		CONNECTOR: ELECTRICAL GAGE	EA		2					23	14		
1363	X2	O	5935-259-4975		CONNECTOR: QUICK DISCONNECT	EA		1					22	8		
1364	X2	O			CONTROL BOX: INSTRUMENT PANEL MTG	EA		1								
1365	X2	O			COVER: CONTROL BOX	EA		1					21	25		
1366	P	O	6685-514-4670		GAGE, PRESSURE	EA		1	*	*	*	*	22	11		
1367	X2	O			INDICATOR LIGHT: HOT	EA		1					22	2		
1368	X2	O			INDICATOR LIGHT: LOW	EA		1					22	5		
1369	P	O	6685-514-4666		INDICATOR, TEMPERATURE: ELECTRICAL RESISTANCE	EA		1	*	*	*	*	22	1		
1370	P	O	6240-019-0877		LAMP, INCANDESCENT	EA		4	SEE	GRP	9501		21	4		
1371	P	O	6240-155-8714		LAMP, INCANDESCENT	EA		2	*	2	3	6	22	3		
1372	X2	O	6250-299-5618		LAMPHOLDER	EA		2					22	4		
1373	X2	O	3810-085-3430		LEAD, ELECTRICAL: AMMETER TO SHUNT	EA		1					23	8		
1374	X2	O	6220-643-0339		LIGHT, PANEL: DASH	EA		2	SEE	GRP	9501		21	5		
1375	P	O	6625-519-0072		METER, ORBITRARY, SCALE	EA		1	*	*	*	*	22	13		
1376	X2	O			MOUNT: RESILIENT	EA		7					21	8		
1377		O	4730-277-5575		NIPPLE: OIL PRESSURE SENDING UNIT	EA		1	*	*	*	*	20	2		
1378		O	5310-584-5005		NUT: CONDUIT BRACKET, SHUNT AND TACHOMETER PANEL MTG	EA		6	*	*	*	*	21	26		
1379		O	5310-559-9184		NUT: CONTROL BOX MTG	EA		3	*	*	*	*				
1380		O	5310-012-0614		NUT: FLEXIBLE CABLE	EA		4	*	*	*	*	2	27		
1381		O	5310-012-0361		NUT: RECEPTACLE MTG	EA		4	*	*	*	*	22	6		
1382		O	5310-012-4530		NUT: SHOCK MOUNTS MTG	EA		14	*	*	*	*	21	14		
1383		O	5310-012-0622		NUT: SHOCK MOUNTS TO PANEL	EA		7	*	*	*	*	21	16		
1384		O	5310-012-0361		NUT: TERMINAL BOARD MTG	EA		4	*	*	*	*	23	13		
1385	X2	O			PANEL, INSTRUMENT: sue, TACHOMETER	EA		1					21	6		
1386	X2	O			PANEL, INSTRUMENT: TACHOMETER	EA		1					21	19		
1387		O	5305-558-3677		SCREW: CONDUIT BRACKET MTG	EA		2	*	*	*	*	21	28		
1388		O	5305-012-0628		SCREW: CONTROL BOX COVER MTG	EA		7	*	*	*	*	21	24		
1389		O	5305-042-8705		SCREW: CONTROL BOX MTG	EA		3	*	*	*	*				
1390		O	5305-011-0500		SCREW: RECEPTACLE MTG	EA		4	*	*	*	*	22	9		
1391		O	5305-013-2705		SCREW: SHOCK MOUNTS MTG	EA		14	*	*	*	*	21	10		
1392		O	5305-013-2776		SCREW: SHOCK MOUNTS TO PANEL	EA		7	*	*	*	*	21	9		
1393		O	5305-558-3679		SCREW: SHUNT MTG	EA		2	*	*	*	*	21	20		
1394		O	5305-639-8116		SCREW: TACHOMETER PANEL MTG	EA		2	*	*	*	*	21	12		
1395		O	5305-012-0222		SCREW: TERMINAL BOARD MTG	EA		4	*	*	*	*	23	3		
1396		O	5935-971-9181		SHELL, ELECTRICAL CONNECTOR	EA		4	*	*	*	*	2	20		
1397	X2	O	2920-350-4818		SHUNT: ELECTRICAL, 60 AMPS	EA		1					21	22		
1398	P	O	5930-221-8992		SWITCH, PUSH: STARTER	EA		1	*	*	*	*	21	29		
1399	P	O	5930-241-8921		SWITCH, TOGGLE: SHUT-DOWN	EA		1	*	*	*	*	21	30		



LINE NO.	(1) SOURCE, MAINT. AND RECOV. CODE			(2) FEDERAL STOCK NUMBER	(3) DESCRIPTION	(4) UNIT OF ISSUE	(5) QTY INC IN UNIT PACK	(6) QTY INC IN UNIT	(7) 15 DAY ORG. MAINT. ALW.				(8) ILLUS-TRATION	
	(a) SOURCE	(b) MAINT.	(c) RECOV.						MAINT. ALW.				(a) FIG. NO.	(b) ITEM OR SYM. NO.
									(a)	(b)	(c)	(d)		
									1-5	6-20	21-50	51-100		
MANUFACTURER'S		PART NUMBER												
CODE		PART NUMBER												
1400	X2	O			TERMINAL: NO. 8	EA		4					22	16
1401	X2	O			TERMINAL BOARD: INSTRUMENT PANEL	EA		1					23	21
1402	X2	O		5940-050-6218	TERMINAL, LUG	EA		4					23	14
1403	X2	O		5940-050-7106	TERMINAL, LUG	EA		18					22	19
1404		O		6685-270-3275	TRANSMITTER: OIL PRESSURE	EA		1	*	*	*	*	20	13
1405	P	O		6685-738-9566	TRANSMITTER: WATER TEMPERATURE	EA		1	*	*	*	*	20	6
1406		O		5310-010-3325	WASHER: CONTROL BOX MTG	EA		3	*	*	*	*		
1407		O		5310-012-0217	WASHER: RECEPTACLE MTG	EA		4	*	*	*	*	22	7
1408		O		5310-013-8526	WASHER: SHOCK MOUNTS MTG	EA		4	*	*	*	*	21	1
1409		O		5310-013-8530	WASHER: SHOCK MOUNTS TO PANEL	EA		7	*	*	*	*	21	15
1410		O			WASHER: SNUBBING, PANEL SHOCK MOUNTS	EA		7	*	*	*	*	21	2
1411		O		5310-012-0217	WASHER: TACHOMETER PANEL	EA		4	*	*	*	*	21	34
1412		O		5310-012-1801	WASHER: TERMINAL, BOARD MTG	EA		4	*	*	*	*	23	28
1413		O		5310-542-2705	WASHER, LOCK: CONTROL BOX COVER MTG	EA		13	*	*	*	*		
1414	M	O			WIRE: BATTERY TERMINAL FROM CONTROL STAND TO ENGINE TERMINAL BOARD	EA		1					23	15
					MANUFACTURE FROM:									
1414A	P	O		6145-299-4447	WIRE, ELECTRICAL (10 FT REQUIRED)	FT			SEE	GRP	9501			
1415	M	O			WIRE: CONTROL STAND TERMINAL BOARD TO RECEPTACLE	EA		1					23	16
					MANUFACTURE FROM:									
1415A	P	O		6145-299-4446	WIRE, ELECTRICAL (15 T REQUIRED)	FT			SEE	GRP	9501			
1416	M	O			WIRE, LOCK: CONTROL STAND TO ENGINE	EA		1						
					MANUFACTURE FROM:									
1416A		O		6145-660-8933	WIRE:, ELECTRICAL (12 FT REQUIRED)	EA			SEE	GRP	9501			
1417	M	O			WIRE: CONTROL STAND TO ENGINE	EA		1					23	15
					MANUFACTURE FROM:									
1414A	P	O		6145-299-4447	WIRE, ELECTRICAL (20 FT REQUIRED)	FT			SEE	GRP	9501			
1419	M	O			WIRE: INSTRUMENT GAGES AND SWITCHES TO TERMINAL BOARD	EA		1					23	16
					MANUFACTURE FROM:									
14158A	P	O		6145-660-8933	WIRE, ELECTRICAL (15 FT REQUIRED)	FT			SEE	GRP	9501			
1419	M	O			WIRE: REGULATOR FROM CONTROL STAND TO ENGINE	EA		1					23	15
					ENGINE JUNCTION BOX									
					MANUFACTURE FROM:									
1419A	P	O		6145-299-4447	WIRE, ELECTRICAL (12 FT REQUIRED)	FT			SEE	GRP	9501			
1420	M	O			WIRE: TERMINAL BOARD TO SHUNT	EA		1					22	15
					MANUFACTURE FROM:									
1420A	P	O		6145-284-0659	WIRE, ELECTRICAL (36 IN. REQUIRED) FT SEE GRP 95)1									
1421					0608 - MISCELLANEOUS ITEMS									
1422		O		5306-703-7664	BOLT: BATTERY GROUND TERMINAL POST	EA		1	*	*	*	*		
1423		O		5306-017-9819	BOLT: JUNCTION BOX TO MTG BRACKET	EA		4	*	*	*	*	23	9
1424	X2	O			BRACKET: JUNCTION BOX MTG	EA		1					23	7

LINE NO.	(1) SOURCE, MAINT. AND RECOV. CODE			(2) FEDERAL STOCK NUMBER	(3) DESCRIPTION	(4) UNIT OF ISSUE	(5) QTY INC IN UNIT PACK	(6) QTY INC IN UNIT	(7) 15 DAY ORG. MAINT. ALW.				(8) ILLUS-TRATION	
	(a) SOURCE	(b) MAINT.	(c) RECOV.						15 DAY ORG. MAINT. ALW.				(a) FIG. NO.	(b) ITEM OR SYM. NO.
									(a)	(b)	(c)	(d)		
									1-5	6-20	21-50	51-100		
MANUFACTURER'S														
CODE		PART NUMBER												
1425	P	O		5925-026-4767	CIRCUIT BREAKER	EA		4	*	*	2	2	24	20
1426		O		5340-020-7103	CLAMP: RUBBER BUSHED	EA		6	*	*	*	*		
1427	X2	O			CONDUIT: BATTERY CABLE PROTECTOR	EA		1					23	20
1428	X2	O		5935-967-6025	CONNECTOR, PLUG, ELECTRICAL	EA		16					24	8
1429	X2	O		2920-572-6108	CONNECTOR, RECEPTACLE, ELECTRICAL	EA		1					24	10
1430	X2	O			CONNECTOR, RECEPTACLE, ELECTRICAL: ANGLE	EA		1					23	2
1431	X2	O		5975-234-7497	COVER: JUNCTION BOX	EA		7					24	17
1432	X2	O		5975-223-9491	JUNCTION BOX: OUTLET	EA		7					24	16
1433	X2	O			JUNCTION BOX: TERMINAL BOARD	EA		1					23	23
1434	P	O		6240-019-0877	LAMP, INCANDESCENT	EA		2	SEE	GRP	9901		24	14
1435	X2	O		6220-643-0339	LIGHT, PANEL: LIGHTING ENCLOSURE	EA		2	SEE	GRP	9901		24	1
1436	X2	O			LIGHTING ENCLOSURE	EA		1					24	19
1437		O		5310-012-0376	NUT: JUNCTION BOX TO MTG BRACKET	EA		4	*	*	*	*	23	27
1438		O		5310-012-0377	NUT: LIGHTING ENCLOSURE MTG	EA		4	*	*	*	*	24	15
1439		O		5310-012-0361	NUT: TERMINAL BOARD MTG	EA		4	*	*	*	*	23	24
1440		O		4730-287-1763	REDUCER, PIPE: ANGLE CONNECTOR	EA		1	*	*	*	*	24	5
1441		O		5305-680-5079	SCREW: BRACKET TO FLYWHEEL HOUSING	EA		2	*	*	*	*	23	5
1442		O		5305-013-2764	SCREW: CIRCUIT BREAKER MTG	EA		8	*	*	*	*	24	2
1443		O		5305-043-6653	SCREW: LIGHTING ENCLOSURE COVER AND TERMINAL MTG	EA		6	*	*	*	*	24	4
1444		O		5305-207-4535	SCREW: LIGHTING ENCLOSURE MTG	EA		4	*	*	*	*	24	18
1445		O		5305-012-0223	SCREW: TERMINAL BOARD ENGINE MTG	EA		4	*	*	*	*		
1446		O		5305-276-7951	SCREW: TOGGLE SWITCH MTG, LIGHTING ENCLOSURE	EA		10	*	*	*	*	24	21
1447		O		5305-069-0500	SCREW, CAP, HEXAGON HEAD: SLAVE RECEPTACLE GROUND WIRE	EA		1	*	*	*	*	19	11
1448	X2	O			SPACER: BRACKET TO FLYWHEEL HOUSING	EA		2					23	10
1449	X2	O			SPACER: JUNCTION BOX TO BRACKET	EA		4					23	4
1450	P	O		5930-505-0367	SWITCH, TOGGLE: INSTRUMENT, CAB AND FLOODLIGHT	EA		4	*	*	2	2	24	7
1451	X2	O		5940-050-7106	TERMINAL	EA		1					23	17
1452	X2	O		5940-666-3409	TERMINAL: NO. 12-10	EA		20					23	25
1453	X2	O		5940-820-8468	TERMINAL BOARD	EA		1					23	11
1454	X2	O		5940-844-5651	TERMINAL BOARD: LIGHTING ENCLOSURE	EA		1					24	9
1455		O		5310-012-0214	WASHER: JUNCTION BOX TO MTG BRACKET	EA		4	*	*	*	*	23	26
1456		O		5310-543-2705	WASHER: LIGHTING ENCLOSURE MTG	EA		4	*	*	*	*	24	16
1457		O		5310-013-8530	WASHER: TOGGLE SWITCH MTG	EA			*	*	*	*	24	3
1458		O		5310-261-7340	WASHER, LOCK: BRACKET TO FLYWHEEL HOUSING	EA		2	*	*	*	*	23	6
1459		O		5310-017-3124	WASHER, LOCK: SLAVE RECEPTACLE GROUND WIRE	EA		2	*	*	*	*	19	10
1460		O		5310-590-9791	WASHER, LOCK: TERMINAL BOARD	EA		2	*	*	*	*	23	12

LINE NO.	(1) SOURCE, MAINT. AND RECOV.			(2) FEDERAL STOCK NUMBER	(3) DESCRIPTION	(4) UNIT OF ISSUE	(5) QTY INC IN UNIT PACK	(6) QTY INC IN UNIT	(7) 15 DAY ORG. MAINT. ALW.				(8) ILLUS- TRATION					
	(a) SOURCE	(b) MAINT.	(c) RECOV.						(a)	(b)	(c)	(d)	(a)	(b)				
															MANUFACTURER'S			
															CODE	PART NUMBER	1-5	6-20
1461	M	O			WIRE: CAB AND FLOODLIGHT SWITCH TO BREAKERS MANUFACTURE FROM: WIRE, ELECTRICAL (25 FT REQUIRED)	EA		1					24	11				
1461A	P	O	6145-299-4446		WIRE: INSTRUMENT LIGHTS TO TERMINAL BOARD MANUFACTURE FROM: WIRE, ELECTRICAL (18 IN. REQUIRED)	FT			SEE	GRP	9501							
1462	M	O			WIRE: INSTRUMENT LIGHTS TO TERMINAL BOARD MANUFACTURE FROM: WIRE, ELECTRICAL (18 IN. REQUIRED)	EA		1					24	12				
1462A	P	O	6145-299-4445		WIRE, ELECTRICAL (18 IN. REQUIRED)	FT			SEE	GRP	9501							
1463					0609 - LIGHTS													
1464	X2	O			FLOODLIGHT ASSEMBLY: INSTALLATION	EA		1						25				
1465	X2	O			FLOODLIGHT MOUNT	EA		4						25				
1466		O	5306-263-7430		BOLT: MTG BRACKET	EA		4	*	*	*	*		25	12			
1467	X2	O			BRACKET: FLOODLIGHT	EA		4						25	11			
1468	X2	O			BRACKETS FLOODLIGHT MTG	EA		2						25	14			
1469		O	5310-050-3293		NUT: FLOODLIGHT MTG	EA		4	*	*	*	*		25	9			
1470	X2	O			FLOODLIGHT MOUNT	EA		2						25				
1471		O	5306-263-7430		BOLT: MTG BRACKET	EA		2	*	*	*	*		25	12			
1472	X2	O			BRACKET: FLOODLIGHT	EA		2						25	11			
1473	X2	O			BRACKET: FLOODLIGHT MOUNT	EA		2						25	14			
1474		O	5310-050-3293		NUT: FLOODLIGHT INCLOSURE	EA		2	*	*	*	*		25	9			
1475		O	5305-551-0125		SCREW: FLOODLIGHT BRACKET	EA		4	*	*	*	*		25	13			
1476	X2	O	6220-669-6155		HEADLIGHT	EA		6						25	1			
1477	P	O	6220-643-0687		LAMP, INCANDESCENT	EA		6	2	2	4	9		25	6			
1478	P	O	6220-353-0951		PACKING, PREFORMED	EA		6	*	2	3	5		25	7			
1479	X2	O	6220-353-0950		PLATE	EA		6						25	5			
1480	X2	O	6220-627-1889		RETAINER, LENS	EA		6						25	8			
1481		O	5305-627-1893		SCREW, EXTERNALLY RELIEVED	EA		18	*	*	*	*		25	4			
1482		O	5305-655-7399		SCREW, EXTERNALLY RELIEVED	EA		24	*	*	*	*		25	2			
1483		O	5310-012-0217		WASHER	EA		42	*	*	*	*		25	3			
1484	X2	O	6250-299-6093		LAMPHOLDER: INTERIOR LIGHTS	EA		3						24	13			
1485	P	O	6240-044-6914		LAMP, INCANDESCENT: CAB INTERIOR	EA		3	SEE	GRP	9901			24	14			
1486		O	5310-050-3448		NUT: FLOODLIGHT ADJUSTING	EA		12	*	*	*	*		25	10			
1487					0611 - HORN													
1488	X2	O			BRACKET: HORN	EA		1						26	5			
1489	X2	O	5945-258-7162		CONNECTOR, PLUG, ELECTRICAL	EA		2						26	2			
1490	X2	O	6350-270-3773		HORN: ELECTRICAL	EA		1						26	1			
1491		O	5310-584-5005		NUT: HORN MTG BRACKET TO FRAME	EA		2	*	*	*	*		26	7			
1492		O	5305-558-3677		SCREW: HORN MTG BRACKET TO FRAME	EA		1	*	*	*	*		26	3			
1493		O	5305-655-6361		SCREW, CAP, HEXAGON HEAD: MTG BRACKET TO HORN	EA		2	*	*	*	*		26	8			

LINE NO.	(1) SOURCE, MAINT. AND RECOV. CODE			(2) FEDERAL STOCK NUMBER	(3) DESCRIPTION	(4) UNIT OF ISSUE	(5) QTY INC IN UNIT PACK	(6) QTY INC IN UNIT	(7) 15 DAY ORG. MAINT. ALW.				(8) ILLUS- TRATION	
	(a) SOURCE	(b) MAINT.	(c) RECOV.										(a) FIG. NO.	(b) ITEM OR SYM. NO.
									MANUFACTURER'S					
									1-5	6-20	21-50	51-100		
1494		O		5305-988-1225	SCREW, MACHINE: HORN MTG BRACKET TO FRAME			1	*	*	*	*	26	4
1495	X2	O			SWITCH, PUSH: HORN	27315	79Z628	1					21	32
1496		O		5310-543-2705	WASHER, LOCK: MORN MTG BRACKET	27315	3616V007	4	*	*	*	*	26	6
1497					0612 - BATTERIES									
1498	P	O	R	6140-191-8485	BATTERY: DRY CHARGE	65705	8T37	2	*	*	*	*		
1499	P	O		6140-651-8643	CABLE: JUMPER	27315	11-914P11	1	*	*	*	*	27	17
1500	P	O		2920-976-0844	CABLE: STARTER	27315	19-914P11	1	*	*	*	*	27	16
1501	X2	O		9320-976-0906	CHANNEL, RUBBER: BATTERY BOX	27315	17-914P11	1					27	9
1502	X2	O			CLAMP: CABLE RETAINING	75272	0TC743	2					27	5
1503	P	O		6140-651-8642	LEAD, STORAGE BATTERY	27315	15-914P11	1	*	*	*	*	27	11
1504		O		5310-012-0361	NUT: BATTERY CLIP SCREW	77900	18H4147D81	2	*	*	*	*	27	6
1505		O		5310-720-8528	NUT: BATTERY GROUND	27315	2047V003	1	*	*	*	*	27	3
1506		O		5305-012-0221	SCREW: BATTERY CLIP			2	*	*	*	*	27	4
1507	P	O		6810-249-9354	SULFURIC ACID: ELECTROLYTE	27315	84Z73		*	*	*	*		
1508		O		5310-543-2705	WASHER, LOCK: BATTERY GROUND	27315	3616V009	1	*	*	*	*	27	12
1534					0615 - RADIO INTERFERENCE SUPPRESSION									
1535	X2	O		6140-779-6003	LEAD, STORAGE BATTERY: GENERATOR GROUND	89923	26895	1					17	26
1536		O		5310-011-4604	WASHER: GROUND STRAP TO GENERATOR			1	*	*	*	*	17	27
1537	X2	O		2920-860-5363	WASHER GENERATOR: GROUND STRAP ATTACHING	89923	17154	1					17	5
1538					GROUP 08 - POWER TRANSFER									
1539					0801 - POWER TRANSFER ASSEMBLY'									
1551	X2	O		3810-585-5633	GASKET SET: POWER TAKE-OFF	72452	380A308	1						
1553	X1	O		2520-649-8515	GASKET: COVER PLATE	72452	280A806	1					28	8
1570	X2	O			PLATE: COVER	72452	280A154	1					28	1
1574		O		4730-263-3124	PLUG, PIPE: OIL LEVEL CHECK	27315	2423V005		*	*	*	*		
1577		O		5305-012-0706	SCREW, CAP, HEXAGON HEAD: COVER PLATE	27315	0626V002	2	*	*	*	*	28	2
1596		O		5310-012-1753	WASHER, LOCK: COVER PLATE	27315	18H4144D7	2	*	*	*	*	28	3
1604					0804 - LUBRICATION COMPONENTS									
1605	X2	O		4920-341-1922	BREATHER: POWER TAKE-OFF HOUSING	90005	B565914	1					28	4
1606	X2	O		3810-019-5027	FILTER ELEMENT, BREATHER: AIR	90005	R32-20	1					28	9

LINE NO.	(1) SOURCE, MAINT. AND RECOV. CODE			(2) FEDERAL STOCK NUMBER	(3) DESCRIPTION	(4) UNIT OF ISSUE	(5) QTY INC IN UNIT PACK	(6) QTY INC IN UNIT	(7) 15 DAY ORG. MAINT. ALW.				(8) ILLUS-TRATION	
	(a) SOURCE	(b) MAINT.	(c) RECOV.										(a) FIG. NO.	(b) ITEM OR SYM. NO.
									MANUFACTURER'S					
									1-5	6-20	21-50	51-100		
1607					GROUP 13 - TRACKS									
1608					1302 - TRACK SUPPORT ROLLERS AND BRACKETS									
1624		O		4730-172-9031	FITTING, LUBRICATION: CRAWLER SHAFT, 65 DEG			16	*	*	*	*		
1626	X2	O			95879 1612B	EA		4					29	
1627		O		4730-172-0031	ROLLER ASSEMBLY: UPPER			4	*	*	*	*	29	11
1628		O		5310-012-0378	FITTING, LUBRICATION			4	*	*	*	*	29	7
1629	P	O		2530-652-9922	NUT, PLAIN, HEXAGON			8	*	*	*	*	29	3
1632		O		2530-652-9922	ROLLER, TRACK: UPPER			4	*	*	*	*	29	3
1633	X2	O		5305-010-0168	SCREW, CAP, HEXAGON HEAD			8	*	*	*	*	29	4
1634		O		2530-652-9921	SHAFT, CRAWLER ROLLER			4	*	*	*	*	29	12
1635		O		5310-425-7921	WASHER, FLAT			8	*	*	*	*	29	2
		O		5310-584-5272	WASHER, LOCK			8	*	*	*	*	29	6
1636					1303 - TRACK IDLERS AND BRACKETS									
1637		O		5310-022-0092	NUT, PLAIN, HEXAGON: TRACK ADJUSTING BOLT			8	*	*	*	*	30	8
1638		O		5310-331-3280	NUT, SLOTTED, HEXAGON: TRACK ADJUSTING BOLT			8	*	*	*	*	30	5
1639		O		5315-059-0238	PIN, COTTER: TRACK ADJUSTING NUT			8	*	*	*	*	30	6
1640	X2	O		5306-352-4817	ROD: TRACK ADJUSTING BOLT			4	*	*	*	*	30	3
1643		O		4730-186-3024	BUSHING, PIPE: LUBRICATION FITTING			2	*	*	*	*	30	2
1644		O		4730-050-4208	FITTING, LUBRICATION: SPROCKET			2	*	*	*	*	30	1
1649	P	O		2520-425-7881	SPRING, HELICAL, COMPRESSION: TRACK ADJUSTING			8	*	*	2	2	30	4
1650		O		5310-425-7924	WASHER, FLAT: TRACK ADJUSTING			12	*	*	*	*	30	7
1651					1304 - TRACK DRIVE SPROCKETS									
1656	M	O			CHAIN, ROLLER: DRIVE, 49 LINKS			2						
1656A	P	O		3020-275-6933	MANUFACTURE FROM: CHAIN, ROLLER (17 FT REQUIRED FOR EACH CHAIN)				SEE	GRP	9501			
1688		O		4730-172-0031	FITTING, LUBRICATION			8	*	*	*	*		
1708					1305 - TRACK ASSEMBLY									
1709	X2	O			TREAD ASSEMBLY: CRAWLER			2					31	7
1712		O		5306-680-5535	BOLT, SHOULDER: TRACK SHOE TO SIDE BAR			320	*	*	*	*	31	2
1713	P	O		3120-355-0112	BUSHING: MASTER			4	*	*	*	2	31	4
1715		O		5310-281-2423	NUT, PLAIN, HEXAGON: TRACK SHOE TO SIDE BAR BOLT			320	*	*	*	*	31	6

LINE NO.	(1) SOURCE, MAINT. AND RECOV.			(2) FEDERAL STOCK NUMBER	(3) DESCRIPTION	(4) UNIT OF ISSUE	(5) QTY INC IN UNIT PACK	(6) QTY INC IN UNIT	(7) 15 DAY ORG. MAINT. ALW.				(8) ILLUS- TRATION			
	(a) SOURCE	(b) MAINT.	(c) RECOV.						(a)	(b)	(c)	(d)	(a)	(b)		
															MANUFACTURER'S	
															CODE	PART NUMBER
1716	X2	O		2530-393-6743	PIN, STRAIGHT, HEADED: MASTER	95773	079603	EA		4					31	5
1718	X2	O		5310-559-9184	TRACK SHOE: CRAWLER TREAD	27315	24N137	EA		80					31	1
1719	X2	O		2530-069-534	WASHER, THRUST: MASTER PIN THRUST	95773	086534	EA		8					31	3
1720					GROUP 15 - FRAME											
1721					1501 - FRAME ASSEMBLY											
1722	X2	O			GUARDS LOVER TRACK ROLLERS	27315	14N359	EA		4					29	10
1723		O		5310-559-9184	NUT, PLAIN, HEXAGON: MUD GUARD MTG	27315	2045V007	EA		36	*	*	*	*	9	9
1724		O		5305-261-1954	SCREW, CAP, HEXAGON HEAD: MUD GUARD MOUNTING	27315	0609V159	EA		24	*	*	*	*	29	5
1725		O		5305-847-3893	SCREW, CAP, HEXAGON HEAD: MUD GUARD MTG	27315	0609V165	EA		12	*	*			29	1
1726		O		5310-012-1574	WASHER, LOCK: MUD GUARD MTG	27315	3615V013	EA		36	*	*	*	*	29	8
1727					1502 - COUNTERWEIGHTS											
1728	X2	O			BOLT, MACHINE SPECIAL	27315	20T6707	EA		2					32	11
1729	X2	O			COUNTERWEIGHT: EXTENSION	27315	22N273	EA		1					32	3
1730	X2	O			COUNTERWEIGHT: SLUG PUNCHINGS (8250 LBS REQUIRED)	27315	091250082	LB							32	4
1731	X2	O			EYEBOLT	65814	20Z480D24	EA		2					32	2
1732	X2	O			PLUG: COUNTERWEIGHT LIFTING EYE HOLES	27315	18T4899	EA		2					32	1
1733		O		5310-017-2758	WASHER, FLAT			EA		2	*	*	*	*	32	8
1734					GROUP 18 - BODY, CAB, HOOD AND HULL											
1735					1801 - BODY, CAB, HOOD HULL ASSEMBLIES											
1736	X2	O			BAFFLE: ROOF WELL	27315	100T163	EA		1					34	5
1737		O		5306-680-6040	BOLT: SOON HOIST CABLE OPENING COVER ATTACHING	27315	0609V029	EA		8	*	*	*	*	34	8
1738		O		5306-010-9180	BOLT, MACHINE: SOON HOIST CABLE OPENING COVER ATTACHING	27315	0609V053	EA		6	*	*	*	*	34	11
1739		O		5306-514-2861	BOLT, MACHINE: GUSSET PLATE ATTACHING	27315	0609V056	EA		4	*	*	*	*	34	17
1740		O		5306-263-4030	BOLT, MACHINE: MOISTURE BAFFLE	27315	0609V054	EA		3	*	*	*	*	34	4
1743	X2	O			COVER: GANTRY HIGH, LH	27315	14P677	EA		1					34	2
1748	X2	O			GUARD: SHEAVE	27315	27N512	EA								
1751		O		5310-012-0376	NUT, PLAIN, HEXAGON: BOOM HOIST CABLE OPENING COVER ATTACHING SCREW	27315	2045V002	EA		8	*	*	*	*	34	10
1752		O		5310-022-0071	NUT, PLAIN, HEXAGON: BOOM HOIST CABLE OPENING COVER ATTACHING SCREW	27315	2045V003	EA		10	*	*	*	*	34	15
1753		O		5310-045-1009	NUT, SELF-LOCKING, HEXAGON: MOISTURE BAFFLE	27315	20H1614D4	EA		1	*	*	*	*	34	7

LINE NO.	(1) SOURCE, MAINT. AND RECOV.			(2) FEDERAL STOCK NUMBER	(3) DESCRIPTION	(4) UNIT OF ISSUE	(5) QTY INC IN UNIT PACK	(6) QTY INC IN UNIT	(7) 15 DAY ORG. MAINT. ALW.				(8) ILLUS- TRATION			
	(a) SOURCE	(b) MAINT.	(c) RECOV.						(a)	(b)	(c)	(d)	(a)	(b)		
															MANUFACTURER'S	
															CODE	PART NUMBER
1757	X2	O			PLATE: GUSSET, LH	27315	27P1626D2	EA	1					34	15	
1758	X1	O			PLATE: GUSSET, RH	27315	27P1626D1	EA	1					34	18	
1762	X2	O			WASHER: SPECIAL MOISTURE BAFFLE	27315	18T6330	EA	2					34	6	
1763		O		5310-012-0214	WASHER, LOCK: BOOM HOIST CABLE OPENING COVER ATTACHING BOLT	27315	3615V008	EA	8	*	*	*	*	34	9	
1704		O		5310-012-0382	WASHER, LOCK: BOOM HOIST CABLE OPENING COVER ATTACHING BOLT	27315	3615V009	EA	10	*	*	*	*	34	14	
1766					1808 - BOXES											
1767	X2	O			BRACKET: GUN CASE	27315	16T672	EA	1					35	7	
1768	X2	O			CASE ASSEMBLY: GUN	81336	78296	EA	1					35	3	
1769		O		5310-022-0071	NUT: CASE MTG	27315	2045V003	EA	2	*	*	*	*	35	5	
1770		O		5310-011-4505	NUT, PLAIN, HEXAGON: BRACKET CASE MTG			EA	5	*	*	*	*	35	8	
1771		O		5305-013-3153	SCREW, MACHINE: CASE MTG BRACKET	27315	0660V144	EA	2	*	*	*	*	35	4	
1772	X2	O			TOOL BOX, METAL	27315	27P1041	EA	1					35	1	
1773		O		5310-261-7340	WASHER, LOCK: CASE MTG	27315	3616V009	EA	2	*	*	*	*	35	6	
1774					GROUP 22 - BODY CHASSIS OR HULL AND ACCESSORY ITEMS											
1775					2202 - ACCESSORY ITEMS											
1776	P	O		6240-044-6914	LAMP, INCANDESCENT: EXTENSION LIGHT	24455	1683	EA	1	SEE	GRP	9901		25	16	
1777	X2	O		6230-239-3523	LIGHT, EXTENSION			EA	1					25	15	
1718	X2	O			PADLOCK: W/KEYS	27315	21Z1	EA	6					35	2	
1779					2210 - DATA PLATES											
1780	X2	O		3810-085-8969	CAUTION, PLATE: CAUTION PLATE	81336	MWOENG1999-4	EA	1							
1781		O		5310-584-5005	NUT, PLAIN, HEXAGON: BACKHOE BOOM NAMEPLATE	27315	2007V001	EA	12	*	*	*	*			
1782	X2	O			PLATE, IDENTIFICATION: BACKHOE BOOM	27315	32N42C1	EA	2							
1783	X2	O			PLATE, IDENTIFICATION: CAB LIGHTS	27315	32Z119	EA	1							
1785	X2	O			PLATE, IDENTIFICATION: COUNTERWEIGHT	27315	32Z310	EA	1							
1786	X2	O			PLATE, IDENTIFICATION: FLOODLIGHTS	27315	32Z122	EA	2							
1787	X2	O			PLATE, IDENTIFICATION: FLYWHEEL HOUSING	89923	11585	EA	1							
1788	X2	O			PLATE, IDENTIFICATION: GAS TANK CAPACITY	27315	32Z301	EA								
1789	X2	O			PLATE, IDENTIFICATION: LIGHTS	27315	32Z186	EA	1							
1790	x2	O			PLATE, IDENTIFICATION: LOWER CRANE BOOM SECTION	27315	32Z312	EA	1							
1791	X2	O			PLATE, IDENTIFICATION: LOWER CRAWLER SECTION	27315	32X314	EA								
1793	X2	O			PLATE, IDENTIFICATION: TRAVEL, DIRECTION, CRAWLER FRAME	27315	32P108D1	EA	1							
1791	X2	O			PLATE, IDENTIFICATION: TRAVEL, DIRECTION, CRAWLER FRAME	27315	32P108D2	EA	1							

LINE NO.	(1) SOURCE, MAINT. AND RECOV. CODE			(2) FEDERAL STOCK NUMBER	(3) DESCRIPTION	(4) UNIT OF ISSUE	(5) QTY INC IN UNIT PACK	(6) QTY INC IN UNIT	(7) 15 DAY ORG. MAINT. ALW.				(8) ILLUS- TRATION		
	(a) SOURCE	(b) MAINT.	(c) RECOV.										(a) FIG. NO.	(b) ITEM OR SYM. NO.	
									(a)	(b)	(c)	(d)			
									1-5	6-20	21-50	51-100			
1795	X2	O			PLATE, IDENTIFICATION: UPPER CRANE BOOM SECTION										
					27315 32Z313	EA		1							
1796	X2	O			PLATE, IDENTIFICATION: UPPER CRAWLER SECTION										
					27315 32Z315	EA		1							
1797	X2	O			PLATE, IDENTIFICATION: WEIGHT CARBODY AND CRAWLER FRAME										
					27315 32Z309	EA		1							
1798	X2	O			PLATE, IDENTIFICATION: 10 FT CRANE BOON INSERT										
					27315 32Z311	EA		1							
1799	X2	O			PLATE, INSTRUCTION: LIFTING										
					27315 32Z219	EA		1							
1800	X2	O			PLATE, INSTRUCTION: TRANSPORTATION										
					27315 32U100	EA		1							
1801	X2	O			PLATE, INSTRUCTION: VALVE GEAR COVER										
					27315 20183	EA		1							
1802		O		5305-014-5378	SCREW, DRIVE: CARBODY AND CRAWLER FRAME WEIGHT PLATE										
						EA		16	*	*	*	*			
1803		O		5305-014-5378	SCREW, DRIVE: COUNTERWEIGHT NAMEPLATE										
						EA		4	*	*	*	*			
1804		O		5305-014-5360	SCREW, DRIVE: FLYWHEEL HOUSING NAMEPLATE										
					89923 23555	EA		4	*	*	*	*			
1805		O		5305-014-5373	SCREW, DRIVE: GAS TANK CAPACITY PLATE										
					27315 20Z42D3	EA		4	*	*	*	*			
1806		O		5305-014-5378	SCREW, DRIVE: LOWER CRANE BOOM SECTION NAMEPLATE										
						EA		4	*	*	*	*			
1808		O		5305-014-5378	SCREW, DRIVE: UPPER CRANE BOOM SECTION NAMEPLATE										
						EA		4	*	*	*	*			
1810		O		5305-014-5368	SCREW, DRIVE: VALVE GEAR COVER IDENTIFICATION AND RATING NAMEPLATE										
					27315 23555	EA		4	*	*	*	*			
1811		O		5305-014-5378	SCREW, DRIVE: 10 FT CRANE BOOM INSERT NAMEPLATE										
						EA		4	*	*	*	*			
1812		O		5305-695-1344	SEAT, HYDRAULIC VALVE										
					27315 0660V111	EA		12	*	*	*	*			
1813					GROUP 43 - HYDRAULIC SYSTEMS										
1814					4301 - STRAINERS, FILTERS, HOSES, PIPE FITTINGS, TUBING										
1815	P	O		2530-496-3309	ADAPTER: NOSE ASSEMBLY										
					63477 FC6460A	EA		17	*	*	*	*	37	4	
1816		O		4730-277-6347	ADAPTER, PIPE TO TUBE: PROPEL BRAKE										
					79470 46X5A	EA		2	*	*	*	*	36	16	
1817		O		4730-289-0153	ADAPTER, STRAIGHT, PIPE TO TUBE										
						EA		2	*	*	*	*			
1818		O		4730-277-8481	REDUCER										
						EA		2	*	*	*	*			
1819		O		4730-202-7493	ADAPTER, STRAIGHT, PIPE: HEADER SUPPLY LINES										
					79470 200X5	EA		13	*	*	*	*	38	4	
1820		O		4730-230-1980	ADAPTER, STRAIGHT, PIPE: HYDRAULIC CONTROL HOSE										
					27315 44Z15	EA		1	*	*	*	*	36	27	
1821		O		4730-288-8501	ADAPTER, STRAIGHT, PIPE: LINE TO SUPPLY TANK										
					79470 234X5	EA		2	*	*	*	*			
1822	X2	O			BOLT: HYDRAULIC TUBING BRACKET										
					27315 20H1611D1	EA		2					37	9	
1823		O		5306-638-4769	BOLT, MACHINE: HYDRAULIC SWIVEL KEEPER PLATE MTG										
					27315 0609V003	EA		4	*	*	*	*	36	12	



LINE NO.	(1) SOURCE, MAINT. AND RECOV.			(2) FEDERAL STOCK NUMBER	(3) DESCRIPTION	(4) UNIT OF ISSUE	(5) QTY INC IN UNIT PACK	(6) QTY INC IN UNIT	(7) 15 DAY ORG. MAINT. ALW.				(8) ILLUS- TRATION					
	(a) SOURCE	(b) MAINT.	(c) RECOV.						(a)	(b)	(c)	(d)	(a) FIG. NO.	(b) ITEM OR SYM. NO.				
															MANUFACTURER'S			
															CODE	PART NUMBER	1-5	6-20
1824	X2	O			BRACKET: BOOM HOIST	EA		1					37	3				
1825	X2	O			BRACKET: HYDRAULIC LINES	EA		1					37	12				
1826	X2	O			BRACKET: PROPEL BRAKE AND DIGGING LINES	EA		1					36	4				
1828	X2	O			BRACKET: SUPPLY LINE	EA		3										
1829	X2	O		3810-321-8903	BRACKET, HYDRAULIC: HOIST DRUM SUPPLY LINE	EA		2										
1833	X2	O			CLAMP: SUPPLY LINES	EA		1					37	16				
1834	X2	O		5340-371-4134	CLIP, SPRING TENSION: HOSE RETAINING	EA		4					36	2				
1835	X2	O		5340-371-4134	CLIP, SPRING TENSION: HOSE RETAINING	EA		17					37	6				
1836	M	O			CONDUIT: BOON BRAKE MANUFACTURE FROM:	EA		1					37	2				
1836A	P	O		5975-132-9475	CONDUIT, METAL FLEXIBLE (15 FT 4 IN. REQUIRED)	FT			SEE	GRP	9501							
1837	M	O			CONDUIT: BOON PLANETARY MANUFACTURE FROM:	EA		1					37	2				
1837A	P	O		5975-132-9475	CONDUIT, METAL, FLEXIBLE (15 FT 8 IN. REQUIRED)	FT			SEE	GRP	9501							
1838	M	O			CONDUIT: DIGGING BRAKE MANUFACTURE FROM:	EA		1	3				37	2				
1838A	P	O		5975-132-9475	CONDUIT, METAL, FLEXIBLE (8 FT REQUIRED)	FT			SEE	GRP	9501							
1839	M	O			CONDUIT: DIGGING CLUTCH MANUFACTURE FROM:	EA		1					37	2				
1839A	P	O		5975-132-9475	CONDUIT, METAL, FLEXIBLE (16 FT 4 IN. REQUIRED)	FT			SEE	GRP	9501							
1840	M	O			CONDUIT: HOIST BRAKE MANUFACTURE FROM:	EA		1					37	2				
1840A	P	O		5975-132-9475	CONDUIT, METAL, FLEXIBLE (4 FT REQUIRED)	FT			SEE	GRP	9501							
1841	M	O			CONDUIT: HOIST CLUTCH MANUFACTURE FROM:	EA		1					37	2				
1841A	P	O		5975-132-9475	CONDUIT, METAL, FLEXIBLE (6 FT 5 IN. REQUIRED)	FT			SEE	GRP	9501							
1842	M	O			CONDUIT: PLANETARY BRAKE MANUFACTURE FROM:	EA		1					37	2				
1842A	P	O		5975-132-9475	CONDUIT, METAL, FLEXIBLE (6 FT REQUIRED)	FT			SEE	GRP	9501							
1843	M	O			CONDUIT: PROPEL BRAKE MANUFACTURE FROM:	EA		1					37	2				
1843A	P	O		5975-132-9475	CONDUIT, METAL, FLEXIBLE (7 FT 4 IN. REQUIRED)	FT			SEE	GRP	9501							
1844	M	O			CONDUIT: PROPEL DRIVE MANUFACTURE FROM:	EA		1					37	2				
1844A	P	O		5975-132-9475	CONDUIT, METAL, FLEXIBLE (4 FT 8 IN. REQUIRED)	FT			SEE	GRP	9501							

LINE NO.	(1) SOURCE, MAINT. AND RECOV. CODE			(2) FEDERAL STOCK NUMBER	(3) DESCRIPTION	(4) UNIT OF ISSUE	(5) QTY INC IN UNIT PACK	(6) QTY INC IN UNIT	(7) 15 DAY ORG. MAINT. ALW.				(8) ILLUS- TRATION					
	(a) SOURCE	(b) MAINT.	(c) RECOV.						(a)	(b)	(c)	(d)	(a)	(b)				
															MANUFACTURER'S		FIG.	ITEM OR
															CODE	PART NUMBER		
1-5	6-20	21-50	51-100															
1845	M	O			CONDUIT: SUPPLY LINE MANUFACTURE FROM: CONDUIT, METAL, FLEXIBLE (11 FT 2 IN. REQUIRED)	EA		2					37	2				
1845A	P	O		5975-132-9475		FT			SEE	GRP	9501							
1846	M	O			CONDUIT: SWING BRAKE MANUFACTURE FROM: CONDUIT, METAL, FLEXIBLE (6 FT REQUIRED)	EA		1					37	2				
1846	P	O		5975-132-9475		FT			SEE	GRP	9501							
1817	M	O			CONDUIT: SWING DRAKE MANUFACTURE FROM: CONDUIT, METAL, FLEXIBLE (5 FT 6 IN. REQUIRED)	EA		1					37	2				
1847A	P	O		5975-132-9475		FT			SEE	GRP	9501							
1848	M	O			CONDUIT: SWING, LEFT MANUFACTURE FROM: CONDUIT, METAL, FLEXIBLE (10 FT 8 IN. REQUIRED)	EA		1					37	2				
1848A	P	O		5975-132-9475		FT			SEE	GRP	9501							
1849	M	O			CONDUIT: SWING, RIGHT MANUFACTURE FROM: CONDUIT, METAL, FLEXIBLE (7 FT 6 IN. REQUIRED)	EA		1					37	2				
1849A	P	O		5975-132-9175		FT			SEE	GRP	9501							
1850	X2	O			COUPLING: HOSE TO HEADER 27315 20T3920	EA		1					38	21				
1851	X2	O		3810-978-4087	COUPLING: PROPEL BRAE LINE 91535 2604	EA		1					36	7				
1852		O		4730-640-1051	ELBOW, PIPE TO TUBE: COMPENSATOR LINES 79470 400X5	EA		3	*	*	*	*	38	13				
1853		O		4730-230-1921	ELBOW, PIPE TO TUBE: HEADER SUPPLY LINE TO COMPENSATOR 7947110 450X5	EA		4	*	*	*	*	38	7				
1854	P	O		4720-374-2221	HOSE ASSEMBLY: DIGGING AND PLANETARY LINES 63477 FC7342	EA		9	*	2	2	4	37	5				
1855	P	O		2530-090-5890	HOSE ASSEMBLY: PROPEL BRAKE LINES 27315 20T5551	EA		1	*	*	*	*	36	5				
1856	P	O		2530-374-2211	HOSE ASSEMBLY, RUBBER: HOIST DIGGING AND PLANETARY LINES 63477 FC4359	EA		5	SEE	GRP	9901		36	3				
1857	P	O		2530-374-2211	HOSE ASSEMBLY, RUBBER: HYDRAULIC SUPPLY LINES 63477 FC4359	EA		10	SEE	GRP	9901		37	8				
1858	X2	O			INVERTED NUT: HOIST DIGGING, PLANETARY AND PROPEL BRAKES 79,470 105X5	EA		6					36	1				
1859	X2	O			INVERTED(NUT: SUPPLY LINES 79470 105X5	EA		32					37	7				
1860	X2	O			INVERTED NUT: SUPPLY LINES 79470 105X5	EA		2					38	11				
1861	M	O			LINE ASSEMBLY: HEADER TO COMPENSATOR MANUFACTURE FROM: INVERTED NUT 79470 105X5	EA		1					38	5				
1861A	X2	O			INVERTED NUT 79470 105X5	EA		2										
1861B	P	O		4710-277-5526	TUBE, COPPER (13 7/8 IN. REQUIRED)	FT			SEE	GRP	9501							
1862	M	O			LINE ASSEMBLY: HEADER TO COMPENSATOR MANUFACTURE FROM: INVERTED NUT 79470 105X5	EA		1					38	6				
1862A		O		4730-288-9388	INVERTED NUT	EA		2	*	*	*	*						
1862B	P	O		4710-277-5526	TUBE, COPPER (8 1/4 IN. REQUIRED)	FT			SEE	GRP	9501							
1863	M	O			LINE ASSEMBLY: HEADER TO COMPENSATOR MANUFACTURE FROM: INVERTED NUT 79470 105X5	EA		2					38	20				
1863A		O		4730-288-9388	INVERTED NUT	EA		1	*	*	*	*						

LINE NO.	(1) SOURCE, MAINT. AND RECOV. CODE			(2) FEDERAL STOCK NUMBER	(3) DESCRIPTION	(4) UNIT OF ISSUE	(5) QTY INC IN UNIT PACK	(6) QTY INC IN UNIT	(7) 15 DAY ORG. MAINT. ALW.				(8) ILLUS- TRATION			
	(a) SOURCE	(b) MAINT.	(c) RECOV.						(a)	(b)	(c)	(d)	(a)	(b)		
															MANUFACTURER'S	
															CODE	PART NUMBER
1863B	P	O		4710-277-5526	TUBE, COPPER (17 1/8 IN. REQUIRED FOR EACH LINE ASSEMBLY)	FT			SEE	GRP	9501					
1864	M	O			LINE ASSEMBLY: HEADER TO COMPENSATOR MANUFACTURE FROM:	EA	1						38	9		
1864A		O		4730-288-9388	INVERTED NUT	EA	2	*	*	*	*					
1864B	P	O		4710-277-5526	TUBE, COPPER (9 1/6 IN. REQUIRED)	FT		SEE	GRP	9501						
1865	M	O			LINE ASSEMBLY: HEADER TO COMPENSATOR MANUFACTURE FROM:	EA	1						38	10		
1865A		O		4730-288-9388	INVERTED NUT	EA	1	*	*	*	*					
1865B	P	O		4710-277-5526	TUBE, COPPER (12 3/16 IN. REQUIRED)	FT		SEE	GRP	9501						
1866	M	O			LINE ASSEMBLY: HEADER TO COMPENSATOR MANUFACTURE FROM:	EA	1						38	23		
1866A		O		4730-288-9388	INVERTED NUT	EA	2	*	*	*	*					
1866B	P	O		4710-277-5526	TUBE, COPPER (9 3/8 IN. REQUIRED)	FT		SEE	GRP	9501						
1867	M	O			LINE ASSEMBLY: HEADER TO COMPENSATOR MANUFACTURE FROM:	EA	1						38	22		
1867A		O		4730-288-9388	INVERTED NUT	EA	2	*	*	*	*					
1867B	P	O		4710-277-5526	TUBE, COPPER (9 1/2 IN. REQUIRED)	FT		SEE	GRP	9501						
1868	M	O			LINE ASSEMBLY: HEADER TO COMPENSATOR MANUFACTURE FROM:	EA	1									
1868A		O		4730-288-9388	INVERTED NUT	EA	2	*	*	*	*					
1868B	P	O		4710-277-5526	TUBE, COPPER (11 5/8 IN. REQUIRED)	FT		SEE	GRP	9501						
1869		O		4730-196-2082	NIPPLE, PIPE: COMPENSATOR TO ELBOW	EA	3	*	*	*	*		38	14		
1870		O	4	4730-196-1482	NIPPLE, PIPE: ELBOW TO COMPENSATOR	EA	1	*	*	*	*		38	8		
1871		O		5310-012-0376	NUT, PLAIN, HEXAGON: HYDRAULIC SWIVEL KEEPER PLATE	EA	4	*	*	*	*		36	8		
1872		O		5310-012-4634	NUT, PLAIN, HEXAGON: PROPEL PIPE TO BRACKET	EA	2	*	*	*	*		36	17		
1873		O		5310-559-9184	NUT, PLAIN, HEXAGON: SUPPLY LINE BRACKET	EA	2	*	*	*	*		37	11		
1874		O		5310-022-0071	NUT, PLAIN, HEXAGON: SUPPLY LINES CONDUIT CLAMP	EA	4	*	*	*	*		37	13		
1875		O		5310-050-3274	NUT, SELF-LOCKING, HEXAGON HEAD: PROPEL BRACKET	EA	2	*	*	*	*				20	
1876		O		4730-240-1739	NUT, TUBE, COUPLING: BRAKE LINE	EA	2	*	*	*	*		36	15		
1877	X2	O			PIPE: PIPE TEE TO BRACKET	EA	2						36	29		
1878	X2	O			PIPE: PROPEL SUPPLY LINES	EA	1						36	13		
1880	X2	O			PLATE: HYDRAULIC SWIVEL	EA	1						36	6		
1881	X2	O			PLATE: HYDRAULIC SWIVEL	EA	2						36	10		
1882	X2	O			PLATE: VERTICAL PROPEL LINES	EA	2						36	21		
1883		O		4730-260-1484	REDUCER, PIPE: PROPEL SUPPLY LINE	EA	1	*	*	*	*		36	11		
1884		O		5305-292-6414	SCREW, CAP, HEXAGON HEAD: PROPEL BRAKE BRACKET	EA	2	*	*	*	*		36	24		

LINE NO.	(1) SOURCE, MAINT. AND RECOV. CODE			(2) FEDERAL STOCK NUMBER	(3) DESCRIPTION	(4) UNIT OF ISSUE	(5) QTY. INC IN UNIT PACK	(6) QTY. INC IN UNIT	(7) 15 DAY ORG. MAINT. ALW.				(8) ILLUS-TRATION		
	(a) SOURCE	(b) MAINT.	(c) RECOV.						15 DAY ORG. MAINT. ALW.				(a) FIG. NO.	(b) ITEM OR SYM. NO.	
									(a)	(b)	(c)	(d)			
									1-5	6-20	21-50	51-100			
MANUFACTURER'S		PART NUMBER													
CODE		PART NUMBER													
1885		O		5305-018-0133	SCREW, CAP, HEXAGON HEAD: SUPPLY LINES CONDUIT CLAMP										
					27315 0609V003	EA		4	*	*	*	*	37	17	
1886		O		5335-261-1873	SCREW, CAP, HEXAGON HEAD: VERTICAL PROPEL LINES LOCKPLATE										
					27315 0609V008	EA		2	*	*	*	*	36	23	
1889	X2	O		5340-247-5030	STRAP, RETAINING: SWING AND HOIST SUPPLY LINE										
					27315 3T225	EA		1							
1890		O		4730-249-2029	TEE, PIPE: PROPEL SUPPLY LINES										
					27315 2425V002	EA		1	*	*	*	*	36	22	
1891	M	O			TUBE: BOOM BRAKE										
					27315 2-100J1142	EA		1					37	1	
					MANUFACTURE FROM:										
1891A	P	O		4710-277-5526	TUBE, COPPER (15 FT 6 IN. REQUIRED)				SEE	GRP	9501				
1892	M	O			TUBE: BOON PLANETARY										
					27315 1-100J1142	EA							37	1	
					MANUFACTURE FROM:										
1892A	P	O		4711-277-5526	TUBE, COPPER (15 FT 10 IN. REQUIRED)				SEE	GRP	9501				
1893	M	O			TUBE: DIGGING BRAKE										
					27315 14-100J1142	EA		1					37	1	
					MANUFACTURE FROM:										
1893A	P	O		4710-277-5526	TUBE, COPPER (8 FT 2 IN. REQUIRED)										
1894	M	O			TUBE: DIGGING CLUTCH										
					27315 3-100J1142	EA		1					37	1	
					MANUFACTURE FROM:										
1894A	P	O		4710-277-5526	TUBE, COPPER (16 FT 6 IN. REQUIRED)				SEE	GRP	9501				
1895	M	O			TUBE: ELBOW ,TO MAIN SUPPLY LINE										
					27315 21-100J1142	EA		1					38	12	
					MANUFACTURE FROM:										
1895A	P	O		4710-277-5526	TUBE, COPPER (2 3/4 IN. REQUIRED)				SEE	GRP	9501				
1896	M	O			TUBE: HOIST BRAKE										
					27315 11-100J1142	EA		1					37	1	
					MANUFACTURE FROM:										
1696A	P	O		4710-277-5526	TUBE, COPPER (4 FT 2 IN. REQUIRED)				SEE	GRP	9501				
1897	M	O			TUBE: HOIST CLUTCH										
					27315 8-100J1142	EA		1					37	1	
					MANUFACTURE FROM:										
1897A	P	O		4710-277-5526	TUBE, COPPER (6 FT 7 IN. REQUIRED)				SEE	GRP	9501				
1898	M	O			TUBE: PLANETARY BRAKE										
					27315 15-100J1142	EA		1					37	1	
					MANUFACTURE FROM:										
1898A	P	O		4710-277-5526	TUBE, COPPER (7 FT REQUIRED)				SEE	GRP	9501				
1899	M	O			TUBE: PROPEL BRAKE										
					27315 9-100J1142	EA		1					37	1	
					MANUFACTURE FROM:										
1899A	P	O		4710-277-5526	TUBE, COPPER ( 4 FT 10 IN. REQUIRED)				SEE	GRP	9501				
1900	M	O			TUBE: PROPEL BRAKE										
					27315 10-100J1142	EA		1					37	1	
					MANUFACTURE FROM:										
1900A	P	O		4710-277-5526	TUBE, COPPER (7 FT 6 IN. REQUIRED)				SEE	GRP	9501				
1901	M	O			TUBE: PROPEL BRAKE LINE										
					27315 11-100J937	EA		1					36	14	
					MANUFACTURE FROM:										
1901A	P	O		4710-277-5526	TUBE, COPPER (30 IN. REQUIRED)				SEE	GRP	9501				
1902	M	O			TUBE: SUPPLY LINE										
					27315 4-100J1142	EA		1					37	1	
					MANUFACTURE FROM:										
1902A	P	O		4710-277-5526	TUBE, COPPER ( 11 FT 4 IN. REQUIRED)				SEE	GRP	9501				
						FT									

LINE NO.	(1) SOURCE, MAINT. AND RECOV. CODE			(2) FEDERAL STOCK NUMBER	(3) DESCRIPTION	(4) UNIT OF ISSUE	(5) QTY INC IN UNIT PACK	(6) QTY INC IN UNIT	(7) 15 DAY ORG. MAINT. ALW.				(8) ILLUS- TRATION					
	(a) SOURCE	(b) MAINT.	(c) RECOV.						(a)	(b)	(c)	(d)	(a)	(b)				
															MANUFACTURER'S		FIG.	ITEM OR
															CODE	PART NUMBER		
1-5	6-20	21-50	51-100															
1903	M	O			TUBE: SWING BRAKE MANUFACTURE FROM: TUBE, COPPER ( 6 FT 2 IN. REQUIRED)	EA		1					37	1				
1903A	P	O		4710-277-5526		FT			SEE	GRP	9501							
1904	M	O			TUBE: SWING BRAKE MANUFACTURE FROM: TUBE, COPPER ( 5 FT 8 IN. REQUIRED)	EA		1					37	1				
1904A	P	O		4710-277-5526		FT			SEE	GRP	9501							
1905	M	O			TUBING: SWING, LEFT MANUFACTURE FROM: TUBE, COPPER (10 FT 10 IN. REQUIRED)	EA		1					37	1				
1905A	P	O		4710-277-5526		FT			SEE	GRP	9501							
1906	M	O			TUBE: SWING, RIGHT MANUFACTURE FROM: TUBE, COPPER ( 7 FT 8 IN. REQUIRED)	EA		1					37	1				
1906A	P	O		4710-277-5526		FT			SEE	GRP	9501							
1907		O		5310-543-2705	WASHER: SUPPLY LINES CONDUIT CLAMP 27315 3616V009	EA		4	*	*	*		37	14				
1908		O		5310-010-6266	WASHER, FLAT: BRACKET MTG	EA		2	*				36	26				
1909		O		5310-209-0710	WASHER, FLAT: SUPPLY LINES CONDUIT CLAMP	EA		4	*	*	*	*	37	15				
1910		O		5310-012-0214	WASHER, LOCK: HYDRAULIC SWIVEL KEEPER PLATE	EA		4					36	9				
1911		O		5310-012-1574	WASHER, LOCK: HYDRAULIC TUBING BRACKET	EA		2	*	*			36	25				
1912		O		5310-012-0899	WASHER, LOCK: PROPEL PIPE TO BRACKET	EA		2	*	*	*		36	18				
1913		O		5310-012-1574	WASHER, LOCK: SUPPLY LINE BRACKET	EA		2	*	*			37	10				

LINE NO.	(1) SOURCE, MAINT. AND RECOV. CODE			(2) FEDERAL STOCK NUMBER	(3) DESCRIPTION	(4) UNIT OF ISSUE	(5) QTY INC IN UNIT PACK	(6) QTY INC IN UNIT	(7) 15 DAY ORG. MAINT. ALW.				(8) ILLUS- TRATION					
	(a) SOURCE	(b) MAINT.	(c) RECOV.						(a)	(b)	(c)	(d)	(a) FIG. NO.	(b) ITEM OR SYM. NO.				
															MANUFACTURER'S			
															CODE	PART NUMBER	1-5	6-20
1914					4305 - MANIFOLD AND/OR CONTROL VALVES													
1915	X2	O		3810-161-9884	COMPENSATOR ASSEMBLY, HYDRAULIC: PROPEL BRAKE (SAME AS COMPENSATOR ASSEMBLY, STOCK NO. 3810-161-9879, EXCEPT WHERE INDIVIDUAL COMPONENTS AR ANNOTATED) (INCLUDES COMPONENTS OF PARTS KIT, STOCK NO. 3810-779-3796)	63477	FD7793	EA	1					39				
1916	P	O		3810-161-9879	COMPENSATOR ASSEMBLY, HYDRAULIC: SWING HOIST AND DIGGING BRAKE (INCLUDES COMPONENTS OF PARTS KIT, STOCK NO. 3810-779-3797)	63477	FD7749	EA	4	*	*	*	*	39	8			
1917	P	O		2530-033-5144	CYLINDER ASSEMBLY: CLUTCH AND BOOM HOIST (SAME AS COMPENSATOR ASSEMBLY, STOCK NO. 3810-161-9879, EXCEPT WHERE INDIVIDUAL COMPONENTS ARE ANNOTATED) (INCLUDES COMPONENTS OF PARTS KIT, STOCK NO. 3810-779-3797)	63477	FD7750	EA	3	*	*	*	*					
1918	X2	O		3810-161-9881	CYLINDER ASSEMBLY: PLANETARY BOOM (SAME AS COMPENSATOR ASSEMBLY, STOCK NO. 3810-161-9879, EXCEPT WHERE INDIVIDUAL COMPONENTS ARE ANNOTATED) (INCLUDES COMPONENTS OF PARTS KIT, STOCK NO. 3810-779-3796)	63477	FD6918B	EA	2					39				
1919	X2	O		2530-353-3039	CYLINDER: SWING BRAKE AND DIPPER TRIP (SAME AS COMPENSATOR ASSEMBLY, STOCK NO. 3810-161-9879, EXCEPT WHERE INDIVIDUAL COMPONENTS ARE ANNOTATED) (INCLUDES COMPONENTS OF PARTS KIT, STOCK NO. 3810-779-3796)	63477	FD7748	EA	2					39				
1922	X2	O		4730-75-0152	BOLT, FLUID PASSAGE: INLET FITTING	63477	FC673	EA	12					39	1			
1923		O		5306-658-6772	BOLT, MACHINE: BODY (USED ON COMPENSATOR ASSEMBLIES, AND CYLINDER ASSEMBLY STOCK NO. 2530-033-5144 AND 3810-161-9879 ONLY)	63477	FC996	EA	7					39	2			
1924	X2	O			CAP: FILLER (USED ON CYLINDER ASSEMBLY AND COMPENSATOR ASSEMBLIES, STOCK NO. 3810-161-9884, 3810-161-9881 2530-033-5144 AND 38 10-161-9879 ONLY)	63477	FC11126	EA	10					39	6			
1925	X2	O		2530-521-5672	CONNECTOR, MULTIPLE: INLET FLUID PRESSURE LINE (USED ON CYLINDER ASSEMBLY AND COMPENSATOR ASSEMBLIES, STOCK NO. 2530-353-3039, AND 3810-161-9884 ONLY)	63477	FC3163	EA	3									

LINE NO.	(1) SOURCE, MAINT. AND RECOV. CODE			(2) FEDERAL STOCK NUMBER	(3) DESCRIPTION	(4) UNIT OF ISSUE	(5) QTY INC IN UNIT PACK	(6) QTY INC IN UNIT	(7) 15 DAY ORG. MAINT. ALW.				(8) ILLUS- TRATION			
	(a) SOURCE	(b) MAINT.	(c) RECOV.						(a)	(b)	(c)	(d)	(a) FIG. NO.	(b) ITEM OR SYM. NO.		
															MANUFACTURER'S	
															CODE	PART NUMBER
1928		O		4730-152-8459	FITTING: INLET FLUID PRESSURE LINE (USED ON COMPENSATOR ASSEMBLIES AND CYLINDER ASSEMBLY STOCK NO. 3810-161-9879, 2530-033-5144 AND 3810-161-9881 ONLY)	63477	FC3178	EA		9	*	*	*	*	39	9
1930	X2	O		2530-352-9270	PLUG, FILLER (USED ON CYLINDER ASSEMBLY, STOCK NO. 2330-333-3039 ONLY)	63477	FC4073	EA	2							
1931		O		4730-018-9566	PLUG, PIPE: BODY (USED ON COMPENSATOR ASSEMBLIES, AND CYLINDER ASSEMBLY STOCK NO. 2530-033-5144 AND 3810-161-9879 ONLY)	27315	2422V001			7	*	*	*	*	39	1
1936		O		5305-528-2629	SCREW, MACHINE: BLEEDER	27315	0846V078	EA		12	*	*	*	*	39	4
1937	X2	O		5340-209-1016	SPACER, RING: FILLER CAP (USED ON COMPENSATOR ASSEMBLIES, STOCK NO. 2530-033-5144, 3810-161- 9881, 3810-161-9884 AND 3810-161- 9879 ONLY)	63477	FC3587	EA		10					39	7
1940	X2	O		2530-384-0978	VALVE ASSEMBLY: CHECK (USED ON CYLINDER ASSEMBLY, STOCK NO. 2530-353-3039 ONLY)	63477	FC5905	EA		2						
1942		O		5310-209-1021	WASHER, FLAT: BLEEDER SCREW	63477	FC4385	EA		12	*	*	*	*	39	5
1943		O		5310-576-6882	WASHER, FLAT: CHECK VALVE AND PLUG	63477	FC17	EA		9	*	*	*	*	39	3
1944		O		5310-275-6635	WASHER, FLAT: FLUID PRESSURE LINE BOLT	63477	FC602	EA		12	*	*	*	*	39	12
1945		O		5310-209-1761	WASHER, FLAT: INLET FLUID PRESSURE LINE FITTING BOLT	63477	FC603	EA		12	*	*	*	*	39	10
1948	X2	O		5330-291-4645	WASHER, NONMETALLIC: FILLER CAP (USED ON CYLINDER ASSEMBLY, STOCK NO. 2530-353-3039, ONLY)	63477	FC5922	EA		2					39	7
1949	X2	O			HEADER ASSEMBLY	27315	20N11F1	EA		1					38	2
1950	X2	O		4820-276-9040	COCK, DRAIN	79470	145	EA		1					38	3
1951		O		4730-187-4200	PLUG: HEADER	27315	2423V001	EA		1	*	*	*	*	38	19
1952		O		4730-278-3437	PLUG: HEADER END	27315	44Z35705	EA		2	*	*	*	*	38	16
1953		O		5310-012-0379	NUT, PLAIN, HEXAGON: HEADER MTG SCREW	27315	2045V005	EA		2	*	*	*	*	38	17
1965		O		5305-527-4193	SCREW: HEADER MTG	27315	0609V111	EA		2	*	*	*	*	38	1
1966	X2	O		3810-873-1773	VALVE, PRESSURE CONTROL	27315	100N1113-2	EA		2						
1986		O		5310-576-6882	WASHER, FLAT: FITTING	63477	FC17	EA		2	*	*	*	*		
1988		O		5310-584-5272	WASHER, LOCK: HEADER MTG SCREW			EA		2	*	*	*	*	38	18

LINE NO.	(1) SOURCE, MAINT. AND RECOV.			(2) FEDERAL STOCK NUMBER	(3) DESCRIPTION	(4) UNIT OF ISSUE	(5) QTY INC IN UNIT PACK	(6) QTY INC IN UNIT	(7) 15 DAY ORG. MAINT. ALW.				(8) ILLUS- TRATION					
	(a) SOURCE	(b) MAINT.	(c) RECOV.						(a)	(b)	(c)	(d)	(a) FIG. NO.	(b) ITEM OR SYM. NO.				
															MANUFACTURER'S			
															CODE	PART NUMBER	1-5	6-20
2000 2002	X2	O		2530-318-8903	4307 - HYDRAULIC CYLINDERS CYLINDER ASSEMBLY HYDRAULIC BRAKE, WHEEL: BOOM HOIST PLANETARY (SAME AS CYLINDER ASSEMBLY, STOCK NO. 2530-394-6046, EXCEPT WHERE INDIVIDUAL COMPONENTS ARE ANNOTATED) (INCLUDES COMPONENTS OF PARTS, KIT, STOCK NO. 2530-529-4210)	63477	FC6505	EA	1									
2003	X2	O		2530-394-6046	CYLINDER ASSEMBLY, HYDRAULIC BRAKE, WHEEL: DIPPER TRIP (INCLUDES COMPONENTS OF PARTS KIT, STOCK NO. 3810-779-3798)	63477	FC3597E	EA	1					80	24			
2013		O		4730-152-8459	FITTING: INLET FLUID, PRESSURE LINE (USED ON CYLINDER ASSEMBLIES, STOCK NO. 2530-318-8903, 2530-391-4341 AND 2530-463-7814 ONLY)	63477	FC3178	EA	7	*	*	*	*					
2023		O		5310-209-1761	WASHER, FLAT: INLET FLUID, PRESSURE LINE, FITTING BOLT (USED ON CYLINDER ASSEMBLIES STOCK NO. 2530-318-8903, 2530-391-4341 AND 2530-463-7814 ONLY)	63477	FC603	EA	7	*	*	*	*					
2024		O		5310-275-6635	WASHER, FLAT: INLET FLUID, PRESSURE LINE, FITTING BOLT (USED ON CYLINDER ASSEMBLIES STOCK NO. 2530-318-8903, 2530-391-4341 AND 2530-463-7814 ONLY)	63477	FC602	EA	7	*	*	*	*					
2025	X2	O		2530-391-4341	CYLINDER ASSEMBLY: HYDRAULIC BRAKE, WHEEL, HOIST DIGGING AND BOOM (SAME AS CYLINDER ASSEMBLY, STOCK NO. 2530-390-6046, EXCEPT WHERE INDIVIDUAL COMPONENTS ARE ANNOTATED) (INCLUDES COMPONENTS OF REPAIR KIT, STOCK NO. 2530-422-9337)	63477	FC6506	EA	3									
2026	X2	O		2530-463-7814	CYLINDER ASSEMBLY: HYDRAULIC BRAKE, WHEEL, PLANETARY (SAME AS CYLINDER ASSEMBLY, STOCK NO. 2530-394-6046, EXCEPT WHERE INDIVIDUAL COMPONENTS ARE ANNOTATED) (INCLUDES COMPONENTS OF PARTS KIT, STOCK NO. 2530-371-4135)	63477	FC6504A	EA	3									
2027	X2	O		2530-374-0684	CYLINDER ASSEMBLY: HYDRAULIC BRAKE, WHEEL, PROPEL BRAKE, SWING SHAFT CLUTCH (SAME AS CYLINDER ASSEMBLY, STOCK NO. 3810-425-8271, EXCEPT WHERE INDIVIDUAL COMPONENTS ARE ANNOTATED) (INCLUDES COMPONENTS OF PARTS KIT, STOCK NO. 3810-779-3799)	63477	FC9084	EA	4									



LINE NO.	(1) SOURCE, MAINT. AND RECOV. CODE			(2) FEDERAL STOCK NUMBER	(3) DESCRIPTION	(4) UNIT OF ISSUE	(5) QTY INC IN UNIT PACK	(6) QTY INC IN UNIT	(7) 15 DAY ORG. MAINT. ALW.				(8) ILLUS- TRATION			
	(a) SOURCE	(b) MAINT.	(c) RECOV.						(a)	(b)	(c)	(d)	(a)	(b)		
															MANUFACTURER'S	
															CODE	PART NUMBER
2028	X2	O		3810-425-8271	CYLINDER ASSEMBLY: HYDRAULIC BRAKE, WHEEL, SWING BRAKE (INCLUDES COMPONENTS OF PARTS KIT, STOCK NO. 3810-779-3799)	63477	FD9085	EA		1					76	18
2029	X1	O		2040-361-5044	BODY, CYLINDER, BRAKE	63477	JFC9698	EA		5						
2030	X2	O		4730-754-0152	BOLT, FLUID PASSAGE: INLET FITTING	63477	FC673	EA		5						
2031	X2	O		2530-521-5672	CONNECTOR, MULTIPLE: INLET FLUID, PRESSURE LINE (USED ON CYLINDER ASSEMBLY, STOCK NO. 3810-425-8271 ONLY)	63477	FC3163	EA		1						
2032		O		4730-152-8459	FITTING: INLET FLUID, PRESSURE LINE (USED ON CYLINDER ASSEMBLY, STOCK NO. 2530-374-0684 ONLY)	63477	FC3178	EA		4	*	*	*	*		
2041		O		5310-209-1761	WASHER, FLAT: INLET FLUID, PRESSURE LINE, FITTING BOLT	63477	FC603	EA		5	*	*	*	*		
2042		O		5310-275-6635	WASHER, FLAT: INLET FLUID, PRESSURE LINE, FITTING BOLT	63477	FC602	EA		5	*	*	*	*		
2058		O		4730-288-8501	4308 - LIQUID TANK ADAPTER, STRAIGHT, PIPE: HYDRAULIC TANK ASSEMBLY	79470	234X5	EA		2	*	*	*	*	40	8
2060	X2	O		4820-277-1756	COCK, SHUT-OFF SCREW	79470	6825	EA		2	SEE	GRP	9901		40	9
2061	X2	O		4730-187-4200	PLUG ASSEMBLY: SUPPLY TANK PLUG	27315	15T804F1	EA		2	*	*	*	*	40	4
2062		O		4730-187-4200	PLUG (SPECIAL)	27315	15T1804	EA		2	*	*	*	*	40	3
2063	X1	O		5305-012-2168	SCREW, CAP, HEXAGON HEAD: HYDRAULIC TANK MTG	27315	0626V044	EA		2	*	*	*	*	40	7
2064		O		5310-261-7340	TANK ASSEMBLY: HYDRAULIC WASHER, LOCK: HYDRAULIC TANK MTG	27315	100N733	EA		1	*	*	*	*	40	5
2065	X2	O		5310-261-7340	WASHER, LOCK: HYDRAULIC TANK MTG	27315	3616V009	EA		2	*	*	*	*	40	6
2066		O			4309 - MANUAL CONTROLS											
2067		O			ADAPTER: PROPEL BRAKE COMPENSATOR BAR: LEVER STOP	27315	20T4252	EA		1					41	26
2068	X2	O			BEARING: BOOM HOIST RAISE-LOWER LEVER	27315	29P922	EA		1					42	30
2069	P	O		3110-198-1320	BEARING: PROPEL HOIST BRAKE DIGGING CLUTCH	29883	95932	EA		1	SEE	GRP	9901		42	25
2070	P	O		3110-198-1320	BEARING: SWING DIGGING BRAKE ASSEMBLY	29883	95932	EA		3	SEE	GRP	9901		41	6
2071	P	O		3810-425-8203	BEARING, SLEEVE: BOON HOIST LEVER	29883	95932	EA		2	SEE	GRP	9901		43	27
2072	P	O		3810-425-8203	BEARING, SLEEVE: DIGGING CLUTCH AND PROPEL BRAKE LEVER ASSEMBLY	27315	5T1682	EA		5	SEE	GRP	9901		42	8
2073	P	O		3810-425-8203	BOLT, EYE: BOOM HOIST LOWER COMPENSATOR	27315	5T1682	EA		5	SEE	GRP	9901		41	17
2074	X2	O		5306-282-6487	BOLT, EYE: BOOM HOIST LOWER COMPENSATOR	27315	20T4235	EA		1					42	21

LINE NO.	(1) SOURCE, MAINT. AND RECOV.			(2) FEDERAL STOCK NUMBER	(3) DESCRIPTION	(4) UNIT OF ISSUE	(5) QTY INC IN UNIT PACK	(6) QTY INC IN UNIT	(7) 15 DAY ORG. MAINT. ALW.				(8) ILLUS- TRATION			
	(a) SOURCE	(b) MAINT.	(c) RECOV.						(a)	(b)	(c)	(d)	(a)	(b)		
															MANUFACTURER'S	
															CODE	PART NUMBER
2076		O		5306-206-6308	BOLT, EYE: COMPENSATOR TO LINK	27315	20T4312	EA		1	*	*			41	31
2077		O		5306-206-6306	BOLT, EYE: HOIST TUBE COMPENSATOR	27315	2014312	EA		1	*	*	*		43	16
2078		O		5306-282-6487	BOLT, EYE: PLANETARY COMPENSATOR	27315	20T4235	EA		1	*	*	*	*	41	35
2079		O		5306-206-9605	BOLT, MACHINE: SWING BRAKE COMPENSATOR BRACKET			EA		2	*	*			44	4
2080	X2	O			BRACKET: COMPENSATOR LINKAGE	27315	16T494	EA		1	SEE	GRP	9901		41	28
2081	X2	O			BRACKET: COMPENSATOR MTG	27315	16J424	EA		1					42	29
2082	X2	O			BRACKET: HOIST BRAKE LINKAGE MTG	27315	16T494	EA		1	SEE	GRP	9901		43	12
2083	X2	O			BRACKET: SWING BRAKE COMPENSATOR	27315	16T497	EA		1					44	3
2084	X2	O			BRACKET ASSEMBLY: DIPPER TRIP COMPENSATOR	27315	16P1199F1	EA		2					44	7
2085		O		5310-022-0071	NUT, PLAIN, HEXAGON	27315	2045V003	EA		2	*	*	*	*	44	6
2086		O		5305-206-9508	SETSCREW: LEVER ADJUSTING	27315	0698V035	EA		2	*	*	*		44	5
2087	X2	O		2530-316-7061	BRACKET, STEERING BRAKE: COMPENSATOR LINKAGE	27315	16P22C3	EA		2	SEE	GRP	9901		41	15
2088	X2	O		2530-316-7061	BRACKET, STEERING BRAKE: COMPENSATOR LINKAGE	27315	16P622C3	EA		1	SEE	GRP	9901		42	16
2089	X2	O		5340-343-0172	CLEVIS: PROPEL BRAKE COMPENSATOR	27315	6T1226	EA		1					41	13
2090	X2	O		5340-343-0172	CLEVIS, ROD END: COMPENSATOR TO CONTROL LEVER	27315	6T1226	EA		2					43	6
2091	X2	O			CLEVIS, ROD END: COMPENSATOR TO LEVER	27315	6T1174	EA		1					44	22
2092	X2	O			COLLAR: LEVER SHAFT	27315	18T3488F1	EA		1	SEE	GRP	9901		42	14
2093		O		5305-010-2896	SETSCREW	27315	0692V033	EA		1	*	*	*		42	13
2094	X2	O			COLLAR: LEVER SHAFT	27315	18T3488F1	EA		1	SEE	GRP	9901		43	26
2095		O		5305-010-2896	SETSCREW	27315	0692V033	EA		1	*	*	*		43	25
2096	X2	O			COLLAR: LEVER SHAFT SPACER	27315	18T3612	EA		1					41	5
2097	X2	O		2990-425-8250	CONTROL ASSEMBLY: PROPEL BRAKE	27315	6T1490D3	EA		1					21	3
2098	X2	O		2990-294-6508	CONTROL ASSEMBLY: SWING BRAKE	27315	6T1490D1	EA		1					21	2
2100	X2	O			LEVER: SWING SHAFT COMPENSATOR	27315	6P889C1F1	EA		1					43	1
2101	X2	O			BALL: LEVER	72512	42194	EA		1	SEE	GRP	9901		43	2
2102	P	O		3810-425-8185	BEARING, SLEEVE	27315	5T1585	EA		2	SEE	GRP	9901		43	4
2103	X2	O			LEVER: CONTROL	27315	6P889C1	EA		1					43	3
2104	X2	O			LEVER ASSEMBLY: BOOM HOIST	27315	6P983C1F1	EA		2	SEE	GRP	9901		41	1
2105	X2	O			BALL: LEVER	72512	42194	EA		2	SEE	GRP	9901		41	2
2106	P	O		3810-425-8185	BEARING, SLEEVE	27315	5T1585	EA		4	SEE	GRP	9901		41	4
2107	X2	O			LEVER: CONTROL	27315	6P893C1	EA		2	SEE	GRP	9901		41	3
2108	X2	O			LEVER ASSEMBLY: BOOM HOIST RAISE-LOWER	27315	6P9T3C1F1	EA		1	SEE	GRP	9901		42	
2109	X2	O			BALL: LEVER	72512	42194	EA		1	SEE	GRP	9901		42	28
2110	P	O		3810-425-8185	BEARING, SLEEVE	27315	5T1585	EA		2	SEE	GRP	9901		42	26
2111	X2	O			LEVER	27315	6P983C1	EA		1	SEE	GRP	9901		42	27
2112	X2	O			LEVER ASSEMBLY: DIGGING CLUTCH COMPENSATOR	27315	6T1202F1	EA		6	SEE	GRP	9901		42	
2113	P	O		3810-425-8203	BEARING, SLEEVE	27315	5T1682	EA		3	SEE	GRP	9901		42	8
2114	X2	O			LEVER ASSEMBLY: DIPPER TRIP	27315	6P34C1F1	EA		1					44	20

LINE NO.	(1) SOURCE, MAINT. AND RECOV. CODE			(2) FEDERAL STOCK NUMBER	(3) DESCRIPTION	(4) UNIT OF ISSUE	(5) QTY INC IN UNIT PACK	(6) QTY INC IN UNIT	(7) 15 DAY ORG. MAINT. ALW.				(8) ILLUS-TRATION					
	(a) SOURCE	(b) MAINT.	(c) RECOV.						MANUFACTURER'S				(a) 1-5	(b) 6-20	(c) 21-50	(d) 51-100	(a) FIG. NO.	(b) ITEM OR SYM. NO.
									CODE		PART NUMBER							
2115	X2	O			BALL: LEVER	EA		1	SEE	GRP	9901		44	8				
2116	X2	O			LEVER	EA		1					44	19				
2117	X2	O			LEVER ASSEMBLY: LEVER LINKAGE TO COMPENSATOR													
2118	P	O		3810-425-8203	BEARING, SLEEVE	EA		4	SEE	GRP	9901		41	19				
2119	X2	O			BEARING, SLEEVE	EA		3	SEE	GRP	9901		41	17				
2120	X2	O			LEVER ASSEMBLY: PROPEL BRAKE AND HOIST CLUTCH													
2121	X2	O		3810-425-8185	HOIST CLUTCH	EA		1					41	12				
2122	P	O			BALL: LEVER	EA		1	SEE	GRP	9901		41	2				
2123	X2	O			BEARING, SLEEVE	EA		2	SEE	GRP	9901		41	4				
2124	X2	O			LEVER: PROPEL BRAKE AND HOIST CLUTCH	EA		1					41	11				
2125	X2	O			LEVER ASSEMBLY: SWING BRAKE COMPENSATOR	EA		1					44	10				
2126	X2	O		3810-653-5653	BALL: LEVER	EA		1	SEE	GRP	9901		44	8				
2127	X2	O			LEVER	EA		1					44	9				
2128	X2	O		3810-653-5653	LINK: HOIST BRAKE PEDAL LEVER TO COMPENSATOR BRACKET	EA		1					41	27				
2129	P	O		3810-374-0673	LINK: LEVER TO COMPENSATOR	EA		1					43	20				
2130	X2	O		3810-374-0673	LINK ASSEMBLY: BOOM HOST RAISE-LOWER LEVER													
2131	P	O		3810-425-8203	BEARING, SLEEVE	EA		2					42					
2132	X2	O		3810-352-4821	LINK ASSEMBLY: HOIST BRAKE PEDAL LEVER TO COMPENSATOR	EA		6	SEE	GRP	9901		42	8				
2133	P	O			BEARING, SLEEVE	EA		2					41	9				
2134	X2	O		3810-425-8203	BEARING, SLEEVE	EA		3	SEE	GRP	9901		41	17				
2135	P	O		3810-374-0673	LINK ASSEMBLY: PLANETARY BRAKE LEVER	EA		2					41	36				
2136	X2	O		3810-425-8203	BEARING, SLEEVE	EA		6	SEE	GRP	9901		41	17				
2137	X2	O		3810-352-4821	LINK, CONTROL HOIST: LEVER TO COMPENSATOR LINK	EA		2					43	15				
2138	O			3810-425-8203	BEARING, SLEEVE	EA		3	SEE	GRP	9901		43	22				
2139	O			3810-425-8234	LINK, LEVER STAND: LEVER LINKAGE TO COMPENSATOR	EA		6					41	16				
2140	O			3810-425-8234	LINK, LEVER STAND: LEVER LINKAGE TO COMPENSATOR	EA		4					42	23				
2141	O			5310-012-4925	NUT, PLAIN, HEXAGON: BRACKET TO COMPENSATOR	EA		2	*	*	*	*	44	21				
2142	O			5310-012-4634	NUT, PLAIN, HEXAGON: COMPENSATOR ADJUSTING SCREW	EA		7	*	*	*	*	41	14				
2143	O			5310-208-5261	NUT, PLAIN, HEXAGON: COMPENSATOR LINKAGE BRACKET	EA		21	*	*	*	*	41	33				
1242	O			5310-208-5261	NUT, PLAIN, HEXAGON: COMPENSATOR TO BRACKET	EA		6	*	*	*	*	44	17				
1242A	O			5310-208-5261	NUT, PLAIN, HEXAGON: KEEPER PLATE	EA		10	*	*	*	*	42	4				
2143	O			5310-012-4634	NUT, PLAIN, HEXAGON: LEVER AND COMPENSATOR MOUNTING	EA		1	*	*	*	*	43	10				
					NUT, PLAIN, HEXAGON: LEVER CONNECTING YOKE	EA		3	*	*	*	*	43	7				

LINE NO.	(1) SOURCE, MAINT. AND RECOV. CODE			(2) FEDERAL STOCK NUMBER	(3) DESCRIPTION	(4) UNIT OF ISSUE	(5) QTY INC IN UNIT PACK	(6) QTY INC IN UNIT	(7) 15 DAY ORG. MAINT. ALW.				(8) ILLUS-TRATION		
	(a) SOURCE	(b) MAINT.	(c) RECOV.										(a) FIG. NO.	(b) ITEM OR SYM. NO.	
									(a) 1-5	(b) 6-20	(c) 21-50	(d) 51-100			
					MANUFACTURER'S CODE   PART NUMBER										
2144		0		5310-012-0371	NUT, PLAIN, HEXAGON: LEVER SHAFT COLLAR ROD										
2145		0		5310-022-0071	NUT, PLAIN, HEXAGON: LEVER STOP BAR	27315	2049V005	EA	3	*	*	*	*	41	7
2146		0		5310-012-0378	NUT, PLAIN, HEXAGON: LEVER STOP BAR MOUNTING	27315	2045V003	EA	3	*	*	*	*	42	31
2147	X2	0			NUT PLAIN, HEXAGON: PROPEL BRAKE CONTROL CABLE	27315	2045V005	EA	4	*	*	*	*	42	5
2148		0		5310-012-4634	NUT, PLAIN, HEXAGON: PROPEL CONTROL CABLE	27315	2065V006	EA	4	*	*	*	*	21	1
2149		0		5310-559-9184	NUT, PLAIN, HEXAGON: SWING BRAKE COMPENSATOR BRACKET	27315	2045V007	EA	2	*	*	*	*	44	2
2150	X2	0			PEDAL LEVER ASSEMBLY: DIGGING AND HOIST BRAKE	27315	6P1420F1	EA	2					43	9
2151	P	0		3810-425-8185	BEARING, SLEEVE	27315	5T1585	EA	4	SEE GRP 9901				43	4
2152	X2	0			PEDAL LEVER	27315	6P1420	EA	2					43	8
2153		0		5315-013-7185	PIN: CONNECTING PIN	27315	2201V033	EA	10	*	*	*	*	43	13
2154		0		5315-272-6709	PIN: CONTROL LEVERS TO COMPENSATOR	27315	19T2364	EA	10	*	*	*	*	41	8
2155		0		5315-272-6709	PIN: DIGGING BRAKE PEDAL COMPENSATOR LINKAGE	27315	19T2364	EA	4	*	*	*	*	43	21
2156		0		5315-839-5822	PIN: LEVER LINKAGE PIN	27315	2201V033	EA	12	*	*	*	*	41	18
2157		0		5315-839-5822	PIN: LEVER LINKAGE PIN	27315	2201V033	EA	5	*	*	*	*	42	22
2158		0		5315-011-4785	PIN: SWING BRAKE AND DIPPER TRIP COMPENSATOR YOKE TO LEVER	27315	19T36504	EA	2	*	*	*	*	44	15
2159		0		5315-839-5832	PIN: SWING BRAKE LEVER MTG PIN	27315	2001V033	EA	2	*	*	*	*	44	11
2160		0		5315-316-0608	PIN: YOKE TO OPERATING LEVER	27315	2201V017	EA	2	*	*	*	*	44	23
2161		0		5315-272-6709	PIN, STRAIGHT, HEADED: BOOM HOIST LEVER LINKAGE TO COMPENSATOR	27315	19T2364	EA	4	*	*	*	*	42	9
2162		0		5315-297-1212	PIN, STRAIGHT, HEADED: BRACKET TO COMPENSATOR	27315	19T2515	EA	1	*	*	*	*	43	14
2163		0		5315-297-1212	PIN, STRAIGHT, HEADED: BRACKET TO COMPENSATOR LINKAGE	27315	19T2515	EA	2	*	*	*	*	41	29
2164		0		5315-425-7996	PIN, STRAIGHT, HEADED: DIGGING BRAKE PEDAL LEVER LINKAGE TO COMPENSATOR	27315	19T2365	EA	5	*	*	*	*	43	23
2165		0		5315-297-1212	PIN, STRAIGHT, HEADED: LEVER ASSEMBLY TO COMPENSATOR ADJUSTING SCREW	27315	19T2515	EA	1	*	*	*	*	42	15
2166		0		5315-273-8079	PIN, STRAIGHT, HEADED: SWING BRAKE LEVER MOUNTING	27315	19F50D12	EA	1	*	*	*	*	44	12
2167	X2	0			PLATE: COMPENSATOR MTG BRACKET COVER	27315	11N1044	EA	1					42	1
2168	X2	0			PLATE: SHAFT KEEPER	27315	318H310	EA	1					42	12
2169	X2	0			ROD: LEVER SHAFT COLLAR	27315	20T4086	EA	1					41	30
2170		0		5305-012-0668	SCREW: BOOM HOIST RAISE COMPENSATOR	27315	0627V043	EA	2	*	*	*	*	42	18
2171	X2	0			SCREW: BOOM HOIST RAISE COMPENSATOR ADJUSTING	27315	20T4234	EA	1					42	17
2172		0		5305-018-1637	SCREW: BRACKET MTG	27315	0627V040	EA	2	*	*	*	*	43	18
2173	X2	0			SCREW: COMPENSATOR ADJUSTING, HOIST CLUTCH DIGGING	27315	20T4234	EA	2					41	20

LINE NO.	(1) SOURCE, MAINT. AND RECOV.			(2) FEDERAL STOCK NUMBER	(3) DESCRIPTION	(4) UNIT OF ISSUE	(5) QTY INC IN UNIT PACK	(6) QTY INC IN UNIT	(7) 15 DAY ORG. MAINT. ALW.				(8) ILLUS- TRATION															
	(a) SOURCE	(b) MAINT.	(c) RECOV.										(a) FIG. NO.	(b) ITEM OR SYM. NO.														
									MANUFACTURER'S																			
									CODE	PART NUMBER	(a) 1-5	(b) 6-20			(c) 21-50	(d) 51-100												
2174		0		5305-018-9335	SCREW: COMPENSATOR MTG SWING AND DIGGING													27315	0627V054	EA	3	*	*	*	*	43	19	
2175		0		5305-018-1646	SCREW: HOIST CLUTCH DIGGING COMPENSATOR MOUNTING														27315	0627V043	EA	6	*	*	*	*	42	22
2176		0		5305-639-8118	SCREW: LEVER AND COMPENSATOR ASSEMBLY TO MTG B RACKET														27315	0609V055	EA	3	*	*	*	*	44	14
2177		0		5305-012-0678	SCREW, CAP, HEXAGON HEAD: COMPENSATOR BRACKET														27315	0627V044	EA	2	*	*	*	*	41	24
2178		0		5305-018-1637	SCREW, CAP, HEXAGON HEAD: COMPENSATOR BRACKET MTG														27315	0627V040	EA	3	*	*	*	*	41	23
2179		0		5305-018-1648	SCREW, CAP, HEXAGON HEAD: COMPENSATOR LINKAGE MTG BRACKET														27315	0627V044	EA	1	*	*	*	*	42	20
2180		0		5305-012-1612	SCREW, CAP, HEXAGON HEAD: COMPENSATOR MOUNTING														27315	0627V041	EA	6	*	*	*	*	43	24
2181		0		5305-543-2272	SCREW, CAP, HEXAGON HEAD: COVER PLATE MOUNTING														27315	0627V041	EA	5	*	*	*	*	42	2
2182		0		5305-018-9335	SCREW, CAP, HEXAGON HEAD: HOIST BRAKE COMPENSATOR MTG														27315	0627V054	EA	3	*	*	*	*	41	32
2183		0		5305-018-1637	SCREW, CAP, HEXAGON HEAD: LEVER SHAFT KEEPER PLATE														27315	0621V040	EA	10	*	*	*	*	42	11
2184		0		5305-527-4193	SCREW, CAP, HEXAGON HEAD: LEVER STOP BAR NTG														27315	0626V078	EA	4	*	*	*	*	42	7
2185		0		5305-543-2272	SCREW, CAP, HEXAGON HEAD: PLANETARY HOIST BRAKE COMPENSATOR NTG														27315	0627V041	EA	6	*	*	*	*	41	25
2186		0		5305-012-0647	SCREW, CAP, HEXAGON HEAD: SWING BRAKE LEVER BRACKET TO COMPENSATOR														27315	0627V040	EA	3	*	*	*	*	44	13
2187		0		5305-017-5240	SCREW, MACHINE: DIPPER TRIP LEVER ASSEMBLY MTG														27315	0660V148	EA	3	*	*	*	*	44	16
2188		0		5305-010-2900	SETSCREW: LEVER STOP BAR																EA	3	*	*	*	*	42	32
2189	X2	0			SHAFT: PEDAL AND LEVER ASSEMBLY CONTROL															27315	10P950	EA	1					42
2190	X2	0			SPACER: BOOM HOIST LEVER														27315	18T3485	EA	1					42	24
2191	X2	0			SPACER: BOOM HOIST RAISE COMPENSATOR MOUNTING														27315	18P929D16	EA	3					42	19
2192	X2	0			SPACER: HOIST CLUTCH DIGGING COMPENSATOR MTG														27315	18P929D12	EA	6					41	21
2193	X2	0			SPACER, HOIST BRAKE: COMPENSATOR MTG SCREW														27315	18T3484	EA	6					43	17
2194	X2	0		3815-312-6968	SPACER, SLEEVE: BEARING SWING LEVER														27315	18T3486	EA	2					43	5
2195	X2	0		3815-312-6968	SPACER, SLEEVE: LEVER SHAFT														27315	18T3486	EA	1					41	10
2196		0		5310-543-2705	WASHER: COMPENSATOR LINKAGE BRACKET														27315	3616V009	EA	21	*	*	*	*	41	34
2197		0		5310-543-2705	WASHER: KEEPER PLATE														27315	3616V009	EA	1	*	*	*	*	42	3
2198		0		5310-543-2705	WASHER: LEVER AND COMPENSATOR MTG														27315	3616V009	EA	13	*	*	*	*	43	11

LINE NO.	(1) SOURCE, MAINT. AND RECOV.			(2) FEDERAL STOCK NUMBER	(3) DESCRIPTION	(4) UNIT OF ISSUE	(5) QTY INC IN UNIT PACK	(6) QTY INC IN UNIT	(7) 15 DAY ORG. MAINT. ALW.				(8) ILLUS- TRATION					
	(a) SOURCE	(b) MAINT.	(c) RECOV.						(a)	(b)	(c)	(d)	(a)	(b)				
															MANUFACTURER'S		FIG.	ITEM OR
															CODE	PART NUMBER		
1-5	6-20	21-50	51-100															
2199		0		5310-010-3325	WASHER, LOCK: BRACKET			2	*	*	*	*	44	1				
2200		0		5310-543-2705	WASHER, LOCK: COMPENSATOR BRACKET MTG, AND SWING BRAKE LEVER BRACKET TO COMPENSATOR	27315 3616V013												
2201		0		5310-584-5272	WASHER, LOCK: LEVER STOP BAR MTG	27315 3616V009		12	*	*	*	*	44	18				
2202					GROUP 47 - GAGES, WEIGHING AND MEASURING DEVICES			4	*	*	*	*	42	6				
2203					4701 - INSTRUMENTS, SPEED													
2204	X2	0			CAP: TACHOMETER	89923 15914		1					45	10				
2205	X2	0		6680-474-6501	COUPLING, TACHOMETER: TACHOMETER	89923 20287		1					21	21				
2206	X2	0		6680-860-8999	COVER, TACHOMETER DRIVE	89923 19339		1					45					
2207	X2	0		6680-589-7861	ADAPTER, TACHOMETER	89923 19265		1					45	7				
2208	X2	0			COVER	89923 19263		1					45	4				
2209	X1			6680-725-2334	GASKET: TACHOMETER ADAPTER (COMPONENT OF PARTS KIT, STOCK NO. 2815-779-6012, SEE GROUP 0100)	89923 19268		1					45	6				
2210		0		5310-265-9213	NUT, PLAIN, HEXAGON: ADAPTER	89923 11504		3	*	*	*	*	45	9				
2211	X1			5330-291-9237	SEAL, PLAIN, ENCASED: DRIVE SHAFT COMPONENT OF PARTS KIT, STOCK NO. 2815-779-6012, SEE GROUP 0100)	89923 11930		1					45	2				
2212		0		5307-260-8845	STUD, PLAIN: ADAPTER			3	*	*	*	*	45	5				
2213		0		5310-010-3319	WASHER, LOCK: ADAPTER	89923 11377		3	*	*	*	*	45	8				
2214	P	0		6680-362-2688	DRIVE	57733 649X		1	*	*	*	*	20	10				
2215		0		4730-100-5422	ELBOW, PIPE: TACHOMETER DRIVE LUBRICATION FITTING	89923 16446		1	*	*	*	*	20	11				
2216		0		4730-172-0047	FITTING, LUBRICATION: TACHOMETER DRIVE	95879 1923		1	*	*	*	*	20	12				
2217	X1			6680-580-5324	GASKET: TACHOMETER COVER (COMPONENT OF PARTS KIT, STOCK NO. 2815-779-6012, SEE GROUP 0100)	89923 19347		1					45	3				
2218	X2	0			GASKET: TACHOMETER SHAFT HOUSING	89923 25852		1										
2219		0		5305-017-9841	SCREW, CAP, HEXAGON HEAD: COVER	89923 11598		2	*	*	*	*	45	11				
2220		0		5305-018-1649	SCREW, CAP, HEXAGON HEAD: COVER	89923 10018		2	*	*	*	*						
2221	X2	0		6115-606-8128	SHAFT ASSEMBLY, FLEXIBLE: CW AND CCW ROTATION	70040 1569659		1					21	18				
2222	P	0		3810-779-3801	SHAFT ASSEMBLY, FLEXIBLE: TACHOMETER HOUSING	70040 1567363		1	*	*	*	*	21	17				
2223	X2	0		6680-795-1605	SHAFT, TACHOMETER DRIVE: TACHOMETER	89923 19266		1					45	1				
2224	X2	0		3810-779-3800	TACHOMETER, TIME TOTALIZING METER	70040 1536514		1					21	11				
2225		0		5310-582-5977	WASHER, FLAT: TACHOMETER COVER	89923 10726		4	*	*	*	*	45	13				
2226		0		5310-261-7340	WASHER, LOCK: TACHOMETER COVER	89923 10940		4	*	*	*	*	45	12				

LINE NO.	(1) SOURCE, MAINT. AND RECOV.			(2) FEDERAL STOCK NUMBER	(3) DESCRIPTION		(4) UNIT OF ISSUE	(5) QTY INC IN UNIT PACK	(6) QTY INC IN UNIT	(7) 15 DAY ORG. MAINT. ALW.				(8) ILLUS- TRATION	
	(a) SOURCE	(b) MAINT.	(c) RECOV.											(a) FIG. NO.	(b) ITEM OR SYM. NO.
										MANUFACTURER'S					
										1-5	6-20	21-50	51-100		
2227					4702 - GAGES										
2228	X2	0			GAGE: HYDRAULIC TANK ASSEMBLY	27315	20T5669	EA	2					40	1
2229	X2	0			INDICATOR: LIQUID, POWER TAKE-OFF	72452	280B904	EA	1					28	5
2230	X2	0			PACKING: OIL LEVEL PLUG, POWER										
					TAKE-OFF	86579	902-15	EA	1					28	7
2231	X2	0			PLUG: POWER TAKE-OFF OIL LEVEL	72452	280A905	EA	1					28	6
2232					GROUP 74 - CRANES, SHOVELS OR EARTH WORKING EQUIPMENT										
2233					7410 - SHOVEL FRONT ATTACHMENT										
2234	X2	0			BAIL ASSEMBLY: SHOVEL DIPPER	27315	12J432F1	EA	1					48	7
2235	X1				BAIL	27315	12J432	EA	1						
2242		0	4730-050-4208		FITTING, LUBRICATION: SHEAVE	95879	1610BL	EA	2	*	*	*	*	46	3
2245	X2	0	3815-338-8395		PIN, SHEAVE: SHEAVE	27315	19T2427	EA	2					46	4
2246	X2	0			PLATE: SHEAVE PIN KEEPER	27315	18T20	EA	2	SEE GRP 9901				46	2
2247		0	5305-042-8264		SCREW, CAP, HEXAGON HEAD: KEEPER										
					PLATE	27315	0626V129	EA	4	*	*	*	*	46	1
2249	X2	0			SHEAVE ASSEMBLY	27315	7T18C1F1	EA	2					46	5
2253		0	5310-010-3326		WASHER, LOCK: CLAMP AND KEEPER PLATE	27315	3615V015	EA	12	*	*	*	*	46	10
2255	X2	F	3815-374-0621		BAR, LATCH, DIPPER: DIPPER DOOR LATCH	27315	12T262	EA	1					48	33
2257	X2	0	3815-885-3286		BLOCK, BUMPER: SHOVEL BOOM BUMPER	27315	16P1162	EA	1					47	18
2258	X2	0	3815-392-4290		BLOCK, SHOVEL BOOM BUMPER	27315	32H94	EA	4					46	13
2259	X2	0			BOLT: BOOM FOOT SPRING	27315	20P310C1	EA	2					47	9
2261		0	5306-269-6470		BOLT: SHOVEL BOOM BUMPER BLOCK MTG			EA	8	*	*	*	*	46	14
2262		0	5306-054-4435		BOLT, MACHINE: BOOM FOOT PIN LOCK	27315	0609V210	EA	2	*	*	*	*	47	15
2263		0	5306-268-6502		BOLT, MACHINE: SHOVEL BUMPER BLOCK MTG	27315	0610V215	EA	6	*	*	*	*	47	16
2264	X2	0			BOOM ASSEMBLY: SHOVEL	27315	11J1197F2	EA	1						
2268	X2	0			BOOM	27315	11J1197	EA	1					46	6
2270		0	4730-050-4208		FITTING, LUBRICATION: SHOVEL BOOM										
					FOOT PIN	95879	1610BL	EA	4	*	*	*	*	47	1
2275		0	4730-050-4208		FITTING, LUBRICATION: SHEAVE	95879	1610BL	EA	4	*	*	*	*	46	3
2291	X2	0			BRACE: DIPPER	27315	12T261	EA	2					48	18
2292		0	4730-186-3024		BUSHING, PIPE: DIPPER BAIL PULLEY										
					LUBRICATION FITTING	27315	2401V001	EA	2	*	*	*	*	48	11
2294	M	0			CHAIN: CROWD CHAIN, BOOM FOOT TO										
					SHIPPER SHAFT	27315	20Z626D89	EA	1						
					MANUFACTURE FROM:										
2294A	P	0	3020-585-5502		CHAIN, ROLLER (26 FT REQUIRED)					SEE GRP 9501					
2295	M	0			CHAIN: DRUM SHAFT TO REVERSE GEARS	27315	20Z626D68	EA							
					MANUFACTURE FROM:										
2295A	P	0	3020-58-5502		CHAIN, ROLLER (20 FT REQUIRED)					SEE GRP 9501					

LINE NO.	(1) SOURCE, MAINT. AND RECOV.			(2) FEDERAL STOCK NUMBER	(3) DESCRIPTION	(4) UNIT OF ISSUE	(5) QTY INC IN UNIT PACK	(6) QTY INC IN UNIT	(7) 15 DAY ORG. MAINT. ALW.				(8) ILLUS- TRATION	
	(a) SOURCE	(b) MAINT.	(c) RECOV.										(a) FIG. NO.	(b) ITEM OR SYM. NO.
									MANUFACTURER'S					
									CODE	PART NUMBER	(a) 1-5	(b) 6-20		
2296	M	0			CHAIN ASSEMBLY: DIPPER TRIP LATCH BAR MANUFACTURE FROM: CHAIN (5 FT 6 IN. REQUIRED)	EA		1					48	6
2296A	P	0	4010-161-9299		LINK: CHAIN	FT			SEE GRP 9501					
2296B	P	0	4010-111-3578			EA		1	*	*	*	*		
2297	X2	0	3810-374-0674		CLEVIS, LATCH BAR	EA		1					48	37
2303		0	4730-187-7595		COUPLING, PIPE: DIPPER PAIL PULLEY	EA		2	*	*	*	*	48	12
2304	X2	0	3815-873-1815		DOOR ASSEMBLY, DIPPER	EA		1						
2305	X2	0	3815-293-5816		BEARING, SLEEVE	EA		2					48	32
2306	X2	0			DOOR	EA		1					48	30
2307		0	4730-050-4208		FITTING, LUBRICATION: DIPPER BAIL PULLEY	EA		2	*	*	*	*	48	10
2308		0	4730-050-4208		FITTING, LUBRICATION: IDLER SPROCKET	EA		2	*	*	*	*	47	1
2313	X2	0			HANDLE ASSEMBLY: DIPPER	EA		1						
2328	X2	0	3815-374-0635		KEEPER, LATCH, BUCKET	EA		1					48	27
2329	X2	0	3815-876-8255		LEVER, DIPPER LATCH	EA		1					48	3
2330		0	4730-196-2055		NIPPLE: DIPPER BAIL PULLEY	EA		2	*	*	*	*	48	13
2331	X2	0			NUT: BOOM FOOT EYEBOLT	EA		2					47	5
2332	X2	0			NUT: BOOM FOOT EYEBOLT	EA		2					47	4
2333		0	5310-584-7915		NUT, SLOTTED, HEXAGON: BOOM FOOT PIN LOCKBOLT	EA		2	*	*	*	*	47	3
2334		0	5310-584-7915		NUT, SLOTTED, HEXAGON: BUMPER BLOCK MTG	EA		14	*	*	*	*	47	9
2335		0	5310-021-8493		NUT, SLOTTED, HEXAGON: DIPPER TRIP SHACKLE	EA		1	*	*	*	*	48	39
2337		0	5310-559-9103		NUT, SLOTTED, HEXAGON: LEVER LATCH	EA		2	*	*	*	*	48	2
2338		0	5310-596-2151		NUT, SLOTTED, HEXAGON: PULLEY PIN	EA		1	*	*	*	*	48	15
2339	X2	0			PIN: BAIL HINGE PIN	EA		2					48	16
2341	X2	0	3815-338-8393		PIN, BOOM: DIPPER BAIL PULLEY	EA		1					48	8
2342	X2	0	3815-802-6910		PIN, BOOM FOOT	EA		2					47	14
2343		0	5315-846-4297		PIN, COTTER: BOOM HOIST CABLE SOCKET	EA		2	*	*	*	*	46	11
2344		0	5315-598-6482		PIN, COTTER: DIPPER BRACE	EA		4	*	*	*	*	48	20
2345		0	5315-846-4297		PIN, COTTER; DIPPER DOOR AND BRACE PIN	EA		4	*	*	*	*	48	31
2346		0	5315-598-6276		PIN, COTTER: DIPPER HANDLE PIN	EA		2	*	*	*	*	48	21
2347		0	5315-187-1811		PIN, COTTER: DIPPER TRIP SHACKLE BOLT	EA		1	*	*	*	*	48	38
2349		0	5315-013-7273		PIN, COTTER: LATCH LEVER SCREW	EA		2	*	*	*	*	48	1
2350		0	5315-286-0142		PIN, COTTER: PULLEY PIN NUT	EA		1	*	*	*	*	48	14
2352	X2	0	5315-338-8424		PIN, DIPPER TOOTH: LOCKING WEDGE	EA		4	*	*	*	*	48	24
2353		0	5315-272-6802		PIN, STRAIGHT, HEADED: BAIL TO DIPPER	EA		2	*	*	*	*	48	17
2354		0	5315-894-2468		PIN, STRAIGHT, HEADLESS: BOOM HOIST CABLE SOCKET	EA		1	*	*	*	*	46	12
2355		0	5315-298-1039		PIN, STRAIGHT, HEADLESS: DIPPER BRACE	EA		2	*	*	*	*	48	19
2356		0	5315-272-6801		PIN, STRAIGHT, HEADLESS: DIPPER DOOR HINGE	EA		2	*	*	*	*	48	29
2357		0	5315-272-6799		PIN, STRAIGHT, HEADLESS: DIPPER HANDLE TO DIPPER	EA		2	*	*	*	*	48	23



LINE NO.	(1) SOURCE, MAINT. AND RECOV.			(2) FEDERAL STOCK NUMBER	(3) DESCRIPTION	(4) UNIT OF ISSUE	(5) QTY INC IN UNIT PACK	(6) QTY INC IN UNIT	(7) 15 DAY ORG. MAINT. ALW.				(8) ILLUS- TRATION	
	(a) SOURCE	(b) MAINT.	(c) RECOV.										(a) FIG. NO.	(b) ITEM OR SYM. NO.
									MANUFACTURER'S					
									CODE	PART NUMBER	(a) 1-5	(b) 6-20		
2359		0		5315-273-8048	PIN, STRAIGHT, HEADLESS: LATCH BAR ROLLER			8	*	*	*	*	48	84
2360	X2	0		3810-164-8502	PLATE: BOOM FOOT PIN	27315	19T2866	EA					47	12
2362	X2	0			PULLEY ASSEMBLY: DIPPER BAIL	27315	18T3019	EA	SEE GRP 9901				48	9
2365	X2	0			ROLLER: BOOM FOOT PIN	27315	7F478F1	EA					47	13
2366	X2	0			RIVET: DIPPER LATCH KEEPER (1 IN. Y. 4 1/4 IN. LG)	27315	13T286	EA					48	26
2367	X2	0			RIVET: DIPPER LATCH KEEPER (1 IN. x 6 1N. LG)	27315	2406V152	EA					48	28
2368		0		5305-022-8017	SCREW, CAP, HEXAGON HEAD: BOOM FOOT PIN	27315	2506V159	EA					47	11
2369		0		5305-022-3487	SCREW, CAP, HEXAGON HEAD: DIPPER LATCH LEVER	27315	20T5463D9	EA	*	*	*	*	48	4
2370		0		5305-268-6547	SCREW, CAP, HEXAGON HEAD: DIPPER TRIP SHACKLE	27315	20T5446D2	EA	*	*	*	*	48	41
2371		0		5305-207-7062	SCREW, CAP, HEXAGON HEAD: LATCH BAR CLEVIS	27315	20T5444D6	EA	*	*	*	*	48	35
2372	X2	0		4030-425-8072	SHACKLE: DIPPER TRIP CHAIN	27315	20T5446D8	EA	*	*	*	*	48	5
2383		0		4730-186-3024	BUSHING, PIPE: SHIPPER SHAFT LUBRICATION FITTING	27315	20T87	EA	SEE GRP 9901				48	
2391		0		4730-050-4208	FITTING, LUBRICATION: SHIPPER SHAFT SADDLE BLOCK BEARING	27315	2401V001	EA	*	*	*	*	47	7
2403	X2	0		4030-214-2101	WEDGE WIRE ROPE	95879	16108L	EA	*	*	*	*	46	8
2405	X2	0			SHELL ASSEMBLY: DIPPER	27315	8T93	EA					47	
2411	X2	0		4030-988-5638	SOCKET: BOOM HOIST CABLE	27315	12J344F1	EA					48	
2412	X2	0			SPRING: BOOM FOOT	27315	8P438	EA					46	8
2420		0		4730-050-4208	FITTING, LUBRICATION: ROLLER	27315	17T313	EA					47	7
2433	P	0		3815-374-0661	TOOTH POINT: DIPPER	95879	1610BL	EA	*	*	*	*	48	42
2434	X2	0			WASHER: BOOM FOOT SPRING EYEBOLT	84092	241922	EA	*	*	2	2	47	8
2435	X2	0			WASHER: BOOM FOOT SPRING EYEBOLT	27315	18T4760	EA					47	6
2436		0		5310-017-2762	WASHER: DIPPER DOOR HINE AND BRACE PIN	27315	18T4761	EA					47	
2437		0		5310-209-0715	WASHER: DIPPER TRIP SHACKLE			EA	*	*	*	*	48	42
2438		0		5310-013-1002	WASHER: LATCH BAR CLEVIS			EA	*	*	*	*	48	40
2439	X2	0		3815-802-6912	WASHER, DIPPER HANDLE: PIN	27315	3612V021	EA	*	*	*	*	48	36
2440		0		5310-010-3326	WASHER, LOCK: BOOM FOOT PIN LOCKBOLT	27315	3615V015	EA	*	*	*	*	48	22
2441		0		5310-010-3326	WASHER, LOCK: BOOM FOOT PIN LOCKBOLT	27315	3615V015	EA	*	*	*	*	47	2
2443	P	0		4030-125-2999	WASHER, LOCK: BUMPER BLOCK INTO WEDGE, WIRE ROPE: BOOM HOIST CABLE	27315	3615V015	EA	*	*	*	*	47	17
2444	M	0			SOCKET WIRE: BOOM FOOT PIN	27315	8T87	EA	SEE GRP 9901				46	7
2444A	P	0		9505-198-9110	MANUFACTURE FROM: WIRE, STEEL (12 IN. REQUIRED FOR EACH WIRE)	27315	017904021-6	EA					47	10
2444A	P	0						CL	SEE GRP 9501					

LINE NO.	(1) SOURCE, MAINT. AND RECOV. CODE			(2) FEDERAL STOCK NUMBER	(3) DESCRIPTION	(4) UNIT OF ISSUE	(5) QTY INC IN UNIT PACK	(6) QTY INC IN UNIT	(7) 15 DAY ORG. MAINT. ALW.				(8) ILLUS- TRATION			
	(a) SOURCE	(b) MAINT.	(c) RECOV.										(a) FIG. NO.	(b) ITEM OR SYM. NO.		
									MANUFACTURER'S		(a)	(b)			(c)	(d)
									CODE	PART NUMBER						
2445A					7411 - CRANE DRAGLINE OR CLAMSHELL ATTACHMENT											
2446	X2	0			BACKSTOP ASSEMBLY: BOOM	27315	L855-108-1	EA	1					51		
2447	X2	0			BEARING: BOOM BACKSTOP	27315	25P794	EA	2					51	1	
2448	X2	0			COUPLING HALF: PIPE	27315	20T5582D10	EA	2							
2449	X2	0			BEARING: BOOM BACKSTOP	27315	25795	EA	1					51	49	
2450	X2	0			CLAMP: BOOM BACKSTOP PIPE SUPPORT	27315	32T192	EA	2					51	52	
2451	X2	0			NUT, PLAIN, HEXAGON: BOOM BACKSTOP ATTACHING	27315	2045V005	EA	4					51	2	
2452		0		5310-022-0085	NUT, PLAIN, HEXAGON: PIPE CLAMP	27315	2045V007	EA	4	*	*	*	*	51	35	
2453	X2	0			PIN: BOOM STOP SAFETY	27315	19T2310	EA	1					51	33	
2454		0		5315-205-6830	PIN, COTTER: BOOM STOP PIN	27315	2201V024	EA	2	*	*	*	*	51	34	
2455	X	0			PIPE: BOOM BACKSTOP	27315	19P1264D2	EA	2					51	51	
2455A	P	0		4710-162-0949	MANUFACTURE FROM: PIPE, WROUGHT IRON (20 FT 1/4 IN. REQUIRED FOR EACH PIPE)			FT		SEE GRP 9501						
2456	X2	0			PIPE: LOWER BOOM STOP	27315	20P591	EA	2					51	37	
2457		0		5305-022-0809	SCREW, CAP, HEXAGON HEAD: BOOM BACKSTOP ATTACHING	27315	0626V091	EA	4	*	*	*	*	51	4	
2458		0		5305-261-1952	SCREW, CAP, HEXAGON HEAD: PIPE CLAMP			EA	7	*	*	*	*	51	40	
2459	X2	0			SEAT, SPRING: BOOM BACKSTOP	27315	18T6160	EA	2					51	38	
2460	M	0			SPACER: BOOM BACKSTOP	27315	18-948D256	EA	2					51	50	
2460A	P	0		4710-278-5408	MANUFACTURE FROM: PIPE, STEEL (8 IN. REQUIRED FOR EACH SPACER)			FT		SEE GRP 9501						
2461	X2	0			SPRING, HELICAL COMPRESSION: BOOM BACKSTOP	27315	01T341	EA	2					51	39	
2462		0		5310-012-0382	WASHER, LOCK: BOOM BACKSTOP ATTACHING			EA	4	*	*	*	*	51	3	
2463		0		5310-012-1574	WASHER, LOCK: PIPE CLAMP			EA	4	*	*	*	*	51	36	
2464	X2	0		3810-288-1053	BEARING, SLEEVE: BOOM FOOT	27315	5T1610	EA	2					49	12	
2465	X2	0			BOLT: JIB BOOM POINT SHEAVE GUARD	27315	0610V141	EA	1					55	29	
2466	X2	0			BOLT, U: HOE BOOM BACKSTOP PIPE	27315	20T5284	EA	2					51	5	
2467	X2	0			BOOM: CRANE BASE SECTION, 25 FT LG	27315	11J1032F1	EA	1					49	1	
2468	X2	0			BOOM: CRANE JIB, 15 FT LG	27315	11J1327	EA	1					55	25	
2469	X2	0			BOOM: CRANE UPPER SECTION, 25 FT LG	27315	11J1328F1	EA	1					49	5	
2470		0		5310-021-7216	NUT, PLAIN, HEXAGON: BOOM SECTION ATTACHING	27315	2049V500	EA	24	*	*	*	*	49	4	
2471		0		5305-057-1114	SCREW, CAP, HEXAGON HEAD: BOOM SECTION ATTACHING	27315	0627V163	EA	8	*	*	*	*	49	6	
2472		0		5305-266-6456	SCREW, CAP, HEXAGON HEAD: BOOM SECTION ATTACHING	27315	0627V169	EA	16	*	*	*	*	49	2	

LINE NO.	(1) SOURCE, MAINT. AND RECOV. CODE			(2) FEDERAL STOCK NUMBER	(3) DESCRIPTION	(4) UNIT OF ISSUE	(5) QTY INC IN UNIT PACK	(6) QTY INC IN UNIT	(7) 15 DAY ORG. MAINT. ALW.				(8) ILLUS- TRATION			
	(a) SOURCE	(b) MAINT.	(c) RECOV.						(a)	(b)	(c)	(d)	(a) FIG. NO.	(b) ITEM OR SYM. NO.		
															MANUFACTURER'S	
															CODE	PART NUMBER
2473		0		5310-596-9442	WASHER, LOCK: BOOM SECTION ATTACHING			24	*	*	*	*	49	3		
2474	X2	0			BOOM SECTION ASSEMBLY: 10 FT LG	27315	3615V017	1					49			
2475	X2	0			BOOM SECTION	27315	11N1108F1	1					50	3		
2476		0		5310-021-7216	NUT: BOOM SECTION ATTACHING	27315	2049V500	24	*	*	*	*	50	2		
2477	X2	0			ROPE ASSEMBLY: BOOM 10 FT SECTION (1 1/4 IN X 10 FT LG)	27315	908T15	2								
2478		0		5305-057-1114	SCREW, CAP, HEXAGON HEAD: BOOM SECTION ATTACHING	27315	0627V163	8	*	*	*	*	50	4		
2479		0		5305-266-6456	SCREW, CAP, HEXAGON HEAD: BOOM SECTION ATTACHING	27315	0627V169	16	*	*	*	*	50	5		
2480		0		5310-596-9442	WASHER, LOCK: BOOM SECTION ATTACHING	27315	3615V017	24	*	*	*	*	50	1		
2481		0		4730-186-3024	BUSHING, PIPE: JIB BOOM SHEAVE SHAFT LUBRICATION FITTING	27315	2401V001	2	*	*	*	*	55	7		
2482	X2	0			CLEVIS: WIRE ROPE TURNBUCKLE	27315	20T4162	2					55	14		
2483	X2	0		3815-976-2990	FAIRLEAD ASSEMBLY	27315	L655-605-11	1					53			
2484	X2	0			BASE ASSEMBLY	27315	8N233F1	1					53			
2485	X2	0			BASE	27315	8N233	1					53	9		
2486	X2	0		3815-288-0944	BEARING, SLEEVE	27315	5T2126	2					53	10		
		0		5306-207-3816	BOLT, MACHINE: FRAME SPACER	27315	0609V208	2	*	*	*	*	53	17		
		0		4730-186-3024	BUSHING HORIZONTAL AND VERTICAL SHEAVE SHAFT AND PIVOT PIN LUBRICATION FITTING	27315	2401V001	6	*	*	*	*	53	4		
2489	X2	0			COLLAR, THRUST: FAIRLEAD ASSEMBLY	27315	18T4625	2					53	15		
2490		0		4730-050-4208	FITTING, LUBRICATION: HORIZONTAL AND VERTICAL SHEAVE SHAFT AND PIVOT PIN	95879	1610BL	6	*	*	*	*	53	3		
2491		0		4730-050-4208	FITTING, LUBRICATION: JIB BOOM SHEAVE SHAFT AND STRUT SHEAVE PIN	95879	1610BL	2	*	*	*	*	55	8		
2492	X2	0			FRAME	27315	8J33	1					53	26		
2493		0		5310-584-7915	NUT, PLAIN, HEXAGON: GUIDE PLATE MTG AND SPACER SCREW	27315	1045V008	10	*	*	*	*	53	24		
2494		0		5315-839-5822	PIN: HORIZONTAL SHEAVE SHAFT AND FRAME TO BASE PIVOT PIN	27315	2201V033	8	*	*	*	*	53	29		
2495		0		5315-043-0368	PIN, COTTER: FAIRLEAD BASE TO REVOLVING FRAME	27315	2201V145	2	*	*	*	*	53	13		
2496		0		5315-013-7228	PIN, COTTER: FAIRLEAD BASE TO REVOLVING FRAME PIN	27315	2201V051	4	*	*	*	*	53	11		
2497		0		5315-290-6228	PIN, COTTER: VERTICAL SHEAVE SHAFT PIN	27315	2201V017	4	*	*	*	*	53	5		
2498	X2	0			PIN, LOCK: FAIRLEAD BASE TO REVOLVING FRAME PIN	27315	19F52D19	2					53	10		
2499		0		5315-390-3131	PIN, STRAIGHT, HEADLESS: FAIRLEAD BASE TO FRAME PIVOT	27315	19T2870	2	*	*	*	*	53	8		
2500		0		5315-276-0256	PIN, STRAIGHT, HEADLESS: FAIRLEAD BASE TO FRAME PIVOT PIN	27315	19F50D26	2	*	*	*	*	53	18		

LINE NO.	(1) SOURCE, MAINT. AND RECOV. CODE			(2) FEDERAL STOCK NUMBER	(3) DESCRIPTION	(4) UNIT OF ISSUE	(5) QTY INC IN UNIT PACK	(6) QTY INC IN UNIT	(7) 15 DAY ORG. MAINT. ALW.				(8) ILLUS-TRATION					
	(a) SOURCE	(b) MAINT.	(c) RECOV.						(a)	(b)	(c)	(d)	(a) FIG. NO.	(b) ITEM OR SYM. NO.				
															1-5	6-20	21-50	51-100
2501		0		5315-619-7168	PIN, STRAIGHT, HEADLESS: HORIZONTAL SHEAVE SHAFT	EA		2	*	*	*	*	53	30				
2502		0		5315-619-7169	PIN, STRAIGHT, HEADLESS: VERTICAL SHEAVE SHAFT	EA	27315	19F50D22										
2503	X2	0			PLATE: GUIDE, LH	EA	27315	19F48D14					53	28				
2504	X2	0			PLATE: GUIDE, RH	EA	27315	8P45802					53	22				
2505	X2	0		3815-213-0960	PULLEY GROOVE: HORIZONTAL	EA	27315	8P45801					53	23				
2506	X2	0		3815-288-2206	BEARING, SLEEVE	EA	27315	7P364C1F1					53	7				
2507	X2	0			SHEAVE	EA	27315	5T330					53	6				
2508	X2	0		5340-653-5655	ROD, STRAIGHT, HEADLESS: FAIRLEAD BASE TO REVOLVING FRAME	EA	27315	7P364C1					53	6				
2509		0		5305-022-3525	SCREW, CAP, HEXAGON HEAD: GUIDE PLATE MTG	EA	27315	19T3766					53	12				
2510	X2	0		3815-653-5654	SHAFT, FAIRLEAD BASE: FAIRLEAD BASE TO REVOLVING FRAME	EA	27315	0626V130	*	*	*	*	53	19				
2511	X2	0		3815-390-3133	SHAFT, HORIZONTAL PULLEY: HORIZONTAL SHEAVE	EA	27315	19T3770					53	14				
2512	X2	0		3815-390-3132	SHAFT, VERTICAL PULLEY: VERTICAL SHEAVE	EA	27315	19T2874					53	27				
2513	X2	0			SHEAVE ASSEMBLY: VERTICAL	EA	27315	19T2873					53	16				
2514	X2	0		3815-661-8925	BEARING, SLEEVE	EA	27315	7P482F1					53	2				
2515	X2	0			SHEAVE	EA	27315	5T917					53	1				
2516	X2	0			SPACER: FAIRLEAD FRAME	EA	27315	7P482					53	1				
2517		0		5310-010-3326	WASHER, LOCK: GUIDE PLATE MTG AND SPACER SCREW	EA	27315	18P933D130					53	21				
2518	X2	0		3815-305-7987	GUARD, JIB PULLEY: JIB POINT SHEAVE	EA	27315	3615V015	*	*	*	*	53	25				
2519		0		5310-012-4589	NUT, PLAIN, HEXAGON: BACKSTOP U BOLT	EA	27315	8P349					55	30				
2520		0		5310-022-0080	NUT, PLAIN, HEXAGON: BACKSTOP U BOLT	EA	27315	2007V007	*	*	*	*	51	12				
2521		0		5310-012-0378	NUT, PLAIN, HEXAGON: JIB TO BOOM POINT	EA	27315	2022V007	*	*	*	*	51	13				
2522		0		5310-022-0096	NUT, PLAIN, HEXAGON: TURNBUCKLE	EA	27315	2045V005	*	*	*	*	55	20				
2523		0		5310-266-0384	NUT, PLAIN, HEXAGON: TURNBUCKLE	EA	27315	2045V014	*	*	*	*	55	17				
2524	X2	0			PIN: DRILLED, HEADLESS, WIRE ROPE TO STRUT	EA	27315	2045V014					55	18				
2525	X2	0			PIN: HOE BOOM BACKSTOP	EA	27315	19T3750					55	4				
2526	X2	0			PIN: JIB BOOM STRUT SHEAVE	EA	27315	19F57D6					51	10				
2527	X2	0			PIN: JIB TO BOOM POINT	EA	27315	19T3987					55	6				
2528	X2	0			PIN: STRUT FOOT 70 JIB BOOM	EA	27315	19T3990					55	26				
2529	X2	0			PIN: TURNBUCKLE CLEVIS TO BOOM BASE	EA	27315	19F69D3					55	22				
2530	X2	0			PIN ASSEMBLY: BOOM FOOT	EA	27315	19F66D11					55	15				
2531		0		4730-186-3024	BUSHING, PIPE: LUBRICATION FITTING	EA	27315	19T2963F2	*	*	*	*	49	10				
2532		0		4730-050-4208	FITTING, LUBRICATION: BOOM FOOT PIN	EA	27315	2401V001	*	*	*	*	49	8				
2533	X2	0			PIN	EA	95879	1610BL	*	*	*	*	49	7				
2534		0		5315-184-6539	PIN, COTTER: BOOM FOOT PIN	EA	27315	19T2963					49	9				
2535		0		5315-013-7323	PIN, COTTER: CABLE SOCKET ANCHOR PIN	EA	27315	2201V160	*	*	*	*	49	11				
2536		0		5315-187-1824	PIN, COTTER: HOE BOOM BACKSTOP PIN	EA	27315	2201V104	*	*	*	*	51	45				
2537		0		5315-059-0238	PIN, COTTER: STRUT FOOT PIN	EA	27315	2201V086	*	*	*	*	51	9				
						EA	27315	2200V120	*	*	*	*	55	3				

LINE NO.	(1) SOURCE, MAINT. AND RECOV. CODE			(2) FEDERAL STOCK NUMBER	(3) DESCRIPTION	(4) UNIT OF ISSUE	(5) QTY INC IN UNIT PACK	(6) QTY INC IN UNIT	(7) 15 DAY ORG. MAINT. ALW.				(8) ILLUS-TRATION					
	(a) SOURCE	(b) MAINT.	(c) RECOV.										(a) 1-5	(b) 6-20	(c) 21-50	(d) 51-100	(a) FIG. NO.	(b) ITEM OR SYM. NO.
									MANUFACTURER'S									
									CODE	PART NUMBER								
2538		0		5315-017-9097	PIN, COTTER: UPPER SPREADER WIRE ROPE PIN	EA		4	*	*	*	*	54	11				
2539	X2	0			PIN: UPPER SPREADER WIRE ROPE	EA	27315	25-40015	*	*	*	*	54	13				
2540		0		5315-013-7323	PIN, COTTER: WIRE ROPE TO STRUT PIN	EA	27315	2201V104	*	*	*	*	55	16				
2541		0		5315-983-8388	PIN, STRAIGHT, HEADLESS: CABLE SOCKET ANCHOR	EA	27315	19T3694	*	*	*	*	51	48				
2542	X2	0			PIPE: BACKSTOP	EA	27315	11P1113					51	6				
2543	X2	0			PIPE: BACKSTOP	EA	27315	11P1114					51	11				
2544	X2	0		3815-425-8245	PULLEY: JIB BOOM STRUT	EA			*	*	*	*	55					
2545	P	0		3815-288-2748	BEARING, SLEEVE	EA	27315	5T169	SEE GRP 9901				55	19				
2546	X2	0		3815-425-8245	PULLEY, GROOVE	EA	27315	7P13					55	11				
2547	X2	0			RADIUS INDICATOR ASSEMBLY	EA	27315	L655-154-7					52					
2548	X2	0			BEARING	EA	52676	6200-2RS					52	20				
2549	X2	0			DRUM ASSEMBLY	EA	27315	18P1043F1					52					
2550	X2	0			DRUM	EA	27315	18P1043					52	8				
2551	X2	0		5305-010-2870	SETSCREW: INDICATOR SHAFT	EA	27315	0692V002					52	9				
2552	X2	0			FRAME: INDICATOR DRUM	EA	27315	29N330					52	3				
2553	X2	0			GEAR	EA	27315	1T483					52	11				
2554	X2	0			PENDULUM ASSEMBLY	EA	27315	6P1199F1					52					
2555		0		5310-584-5005	NUT, PLAIN, HEXAGON: PENDULUM MTG	EA	27315	2045V001	*	*	*	*	52	27				
2556	X1				PENDULUM	EA	27315	6P1199					52	13				
2557		0		5305-018-0024	SCREW, CAP, HEXAGON HEAD: PENDULUM MOUNTING	EA	27315	0609V005	*	*	*	*	52	21				
2558	X2	0			SHIM: PENDULUM	EA	27315	8-6P1199					52	22				
2559	X2	0			PIN: INDICATOR SHAFT	EA	27315	819H6701					52	12				
2560	X2	0			PLATE: BEARING RETAINING	EA	27315	18T4862					52	18				
2561	X2	0			PLATE: FRAME END	EA	27315	18P805					52	6				
2562	X2	0			PLATE: RADIUS INDICATOR	EA	27315	18P1044					52	25				
2563	X2	0			RETAINER: BEARING	EA	27315	18T4863					52	19				
2564	X2	0			RING, RETAINING: RADIUS INDICATOR BEARING	EA	89462	5100-37					52	15				
2565	X2	0			RING, RETAINING: RADIUS INDICATOR DRUM SHAFT BEARING	EA	89462	5000-118					52	7				
2566		0		5320-276-8558	RIVET, SOLID: RADIUS INDICATOR DRUM	EA	27315	20H1660D2	*	*	*	*	52	24				
2567		0		5305-543-4306	SCREW, CAP, HEXAGON HEAD: END PLATE MOUNTING	EA	27315	0626V003	*	*	*	*	52	5				
2568		0		5305-638-9082	SCREW, CAP, HEXAGON HEAD: RADIUS INDICATOR MTG	EA	27315	0626V039	*	*	*	*	52	1				
2569		0		5305-011-0500	SCREW, MACHINE: COVER PLATE MTG	EA	27315	0660V075	*	*	*	*	52	16				
2570	X2	0			SEGMENT GEAR ASSEMBLY	EA	27315	1T484F1					52					
2571	X1				GEAR	EA	27315	1T484					52	26				
2572		0		5305-018-2924	SETSCREW	EA	27315	0672V020	*	*	*	*	52	23				
2573	X2	0			SHAFT: DRUM INDICATOR	EA	27315	10T1188					52	10				
2574	X2	0			SHAFT: PENDULUM	EA	27315	10T1142					52	14				

LINE NO.	(1) SOURCE, MAINT. AND RECOV. CODE			(2) FEDERAL STOCK NUMBER	(3) DESCRIPTION	(4) UNIT OF ISSUE	(5) QTY INC IN UNIT PACK	(6) QTY INC IN UNIT	(7) 15 DAY ORG. MAINT. ALW.				(8) ILLUS- TRATION							
	(a) SOURCE	(b) MAINT.	(c) RECOV.						(a)	(b)	(c)	(d)	(a)	(b)						
															1-5	6-20	21-50	51-100	FIG. NO.	ITEM OR SYM. NO.
2575		0		5310-043-2226	WASHER: COVER PLATE MTG	27315	3616V005	EA		8	*	*	*	*	52	4				
2576		0		5310-543-2705	WASHER: END PLATE	27315	3616V007	EA		4	*	*	*	*	52	17				
2577		0		5310-638-2587	WASHER, FLAT: END PLATE	27315	3611V005	EA		4	*	*	*	*	52	2				
2578		0		5310-261-7340	WASHER, LOCK: RADIUS INDICATOR MTG	27315	3616V009	EA		5	*	*	*	*	52	2				
2579	X2	0			ROD END: JIB TO BOOM POINT	27315	220T19	EA		2					55	28				
2580	X2	0			ROD END: TURNBUCKLE	27315	20T5821	EA		2					55	12				
2581	X2	0		3810-861-7799	ROD END, DRUM SHAFT: JIB BOOM POINT															
					SHEAVE SHAFT	27315	20T551C1	EA		3					55	23				
2582	X2	0			ROPE ASSEMBLY: SINGLE LEG, 10 FT LG	27315	30Z31D2	EA		2					55	2				
2583	X2	0			ROPE ASSEMBLY: SINGLE LEG, 14 FT LG	27315	30Z31D4	EA		2					55	1				
2584	X2	0			ROPE ASSEMBLY: SINGLE LEG, 47 FT 3															
					IN. LG	27315	30Z30D2	EA		2					55	9				
2585		0		5305-208-6150	SCREW, CAP, HEXAGON HEAD: JIB															
					POINT SHEAVE GUARD MTG	27315	0609V113	EA		2	*	*	*	*	55	32				
2586		0		5305-527-4193	SCREW, CAP, HEXAGON HEAD: JIB TO															
					BOOM POINT ROD END	27315	0609V111	EA		2	*	*	*	*	55	27				
2587		0		5305-018-0177	SCREW, CAP, HEXAGON HEAD: POINT SHEAVE															
					SHAFT BOLT	27315	0609V112	EA		2	*	*	*	*	55	35				
2588		0		5305-018-0181	SCREW, CAP, HEXAGON HEAD: STRUT SHEAVE															
					PIN ROD END	27315	0609V114	EA		1	*	*	*	*	55	24				
2589	X2	0		3815-316-7064	SHAFT, JIB POINT PULLEY: SHEAVE	27315	19T2464	EA		1					55	34				
2590	X2	0			SHEAVE ASSEMBLY: BOOM POINT	27315	L100N133	EA		1					51					
2591		0		4730-186-3024	BUSHING, PIPE: LUBRICATION FITTING	27315	2401V001	EA		3	*	*	*	*	51	14				
2592		0		4730-050-4208	FITTING, LUBRICATION	27315	1610BL	EA		3	*	*	*	*	51	30				
2593	X2	0			GUARD: SHEAVE	27315	14N842	EA		1					51	31				
2594		0		5310-584-7915	NUT, PLAIN, HEXAGON: SHEAVE GUARD															
					AND BOOM HEAD MTG	27315	2045V008	EA		6	*	*	*	*	51	19				
2595	X2	0			RING: BEARING RETAINER	27315	18T6110	EA		6					51	26				
2596	X2	0			ROD END: SHEAVE PIN	27315	20T4058	EA		2					51	23				
2597		0		5305-042-8769	SCREW, CAP, HEXAGON HEAD: BOOM															
					HEAD MTG	27315	0609V194	EA		2	*	*	*	*	51	24				
2598		0		5305-022-3525	SCREW, CAP, HEXAGON HEAD: SHEAVE															
					GUARD MTG	27315	0609V192	EA		4	*	*	*	*	5	32				
2599	X2	0			SHAFT: SHEAVE	27315	19P177	EA		1					51	32				
2600	X2	0			SHEAVE: GROOVED	27315	7P578	EA		3					51	28				
2601	P	0		3110-155-6627	BEARING, ROLLER CYLINDER	29883	1217TS	EA		6	*	*	*	*	51	27				
2602	X2	0			SPACER: SHEAVE	27315	18T6109	EA		3					51	29				
2603	X2	0			WASHER, LOCK: SHEAVE GUARD AND BOOM															
					HEAD MTG	27315	3615V015	EA		6					51	18				
2604	X2	0			WASHER, THRUST: BEARING END	27315	18T6118	EA		2					51	25				
2605	X2	0		3815-084-8217	SHEAVE ASSEMBLY: IDLER	27315	L100N1336-1	EA		1					51					
2606	X2	0			BOLT: SHEAVE SPACER	27315	320H684D9	EA		1					51	41				
2607	X2	0			NUT, PLAIN, HEXAGON: ROD END	27315	2045V005	EA		1					51	2				

LINE NO.	(1) SOURCE, MAINT. AND RECOV. CODE			(2) FEDERAL STOCK NUMBER	(3) DESCRIPTION	(4) UNIT OF ISSUE	(5) QTY INC IN UNIT PACK	(6) QTY INC IN UNIT	(7) 15 DAY ORG. MAINT. ALW.				(8) ILLUS- TRATION			
	(a) SOURCE	(b) MAINT.	(c) RECOV.						(a)	(b)	(c)	(d)	(a) FIG. NO.	(b) ITEM OR SYM. NO.		
															MANUFACTURER'S	
															CODE	PART NUMBER
2608		0		5310-584-7915	NUT, PLAIN, HEXAGON: SHEAVE SPACER	27315	2045V008	EA		2	*	*	*	*	51	19
2609	X2	0			PULLEY ASSEMBLY	27315	7P562F2	EA		3					51	
2610	P	0		3815-425-8144	BEARING, SLEEVE	27315	5T212C1	EA		3	*	*	*	*	51	17
2611		0		4730-186-3024	BUSHING PIPE: LUBRICATION FITTING	27315	2401V001	EA		3	*	*	*	*	51	14
2612		0		4730-050-4208	FITTING, LUBRICATION	95879	1610BL	EA		3	*	*	*	*	51	30
2613	X2	0			SHEAVE: GROOVED	27315	7P562	EA		3					51	15
2614	X2	0			ROD END: IDLER SHEAVE SHAFT	27315	220T19	EA		1					51	20
2615		0		5305-018-0177	SCREW, CAP, HEXAGON HEAD: ROD END	27315	0609V112	EA		1	*	*	*	*	51	22
2616	X2	0			SHAFT: SHEAVE	27315	19T3985	EA		1					51	44
2617	X2	0			SPACER: PIPE	27315	18P933D316	EA		1					51	43
2618	X2	0			SPACER: PULLEY	27315	18T6150	EA		2					51	16
2619	X2	0			WASHER, LOCK: PIPE SPACER	27315	3615V015	EA		2					51	18
2620		0		5310-584-5272	WASHER, LOCK: ROD END SCREW	27315	3615V011	EA		1	*	*	*	*	51	21
2621	X2	0			SHEAVE ASSEMBLY: JIB JOINT	27315	7P485F1	EA		1					55	
2622	X2	0		3815-423-7816	BEARING, SLEEVE	27315	5T788	EA		2					55	31
2623	X2	0			SHEAVE	27315	7P485	EA		1					55	10
2624	X2	0		4030-125-2807	SOCKET, DEAD END ROPE: CRANE BOOM	27315	8P239	EA		1	SEE GRP 9901				51	47
2625	X2	0			SPACER: JIB POINT SHEAVE FRAME	27315	18T2242	EA		2					55	33
2626	X2	0			SPACER: STRUT PULLEY PIN	27315	18P948D230	EA		2					55	10
2627	X2	0		3815-975-8439	SPREADER ASSEMBLY: UPPER	27315	L9655-657-2	EA		1					54	1
2628		0		4730-186-3024	BUSHING, PIPE: SHEAVE PIN LUBRICATION FITTING	27315	2401V001	EA		2	*	*	*	*	54	3
2629		0		4730-050-4208	FITTING, LUBRICATION: SHEAVE PIN	95879	1610BL	EA		2	*	*	*	*	54	2
2630	X2	0		3810-352-4800	LOCKPLATE, PULLEY: SHEAVE PIN	27315	18T145	EA		2	SEE GRP 9901				54	8
2631	X2	0			PIN: UPPER SPREADER SHEAVE	27315	19T2850	EA		2					54	4
2632	X2	0		3815-200-1079	PULLEY, GROOVE: UPPER SPREADER	27315	7P214C2F1	EA		4					54	6
2633	P	0		3815-293-5815	BEARING, SLEEVE	27315	5T116	EA		4					54	14
2634	X1	0			SHEAVE	27315	7P214C2	EA		4	SEE GRP 9901					
2634		0		5305-022-3509	SCREW, CAP, HEXAGON HEAD: SHEAVE PIN LOCKPLATE	27315	0626V111	EA		4	*	*	*	*	54	10
2636	X2	0			SPREADER: CONNECTING BAR	27315	11P855	EA		1					54	7
2637		0		5310-012-1571	WASHER, LOCK: SHEAVE PIN LOCKPLATE SCREW	27315	3615V013	EA		4	*	*	*	*	54	9
2638	X2	0			YOKE: SHEAVE	27315	11P856	EA		2					54	5
2639	X2	0			SPRING: HOE BOOM BACKSTOP	27315	17T27	EA		1					51	8
2640	X2	0			STRUT: JIB	27315	11N1293	EA		1					55	5
2641	X2	0			TURNBUCKLE: WIRE ROPE	27315	20Z7D3	EA		2					55	13
2642		0		5310-013-1001	WASHER, FLAT: HOE BOOM BACKSTOP	27315	3611V010	EA		1	*	*	*	*	51	7
2643		0		5310-584-5272	WASHER, LOCK: JIB TO BOOM POINT ROD END SCREVV AND BOOM POINT SCREVV			EA		10	*	*	*	*	55	21
2644	P	0		4030-125-2999	WEDGE, WIRE ROPE: SOCKET	27315	8T87	EA		1	SEE GRP 9901				51	46
2645	X2	0		3815-560-6097	WIRE ROPE ASSEMBLY: CRANE BOOM UPPER SPREADER	27315	30Z29	EA		2					54	12

LINE NO.	(1) SOURCE, MAINT. AND RECOV. CODE			(2) FEDERAL STOCK NUMBER	(3) DESCRIPTION	(4) UNIT OF ISSUE	(5) QTY INC IN UNIT PACK	(6) QTY INC IN UNIT	(7) 15 DAY ORG. MAINT. ALW.				(8) ILLUS- TRATION			
	(a) SOURCE	(b) MAINT.	(c) RECOV.						(a)	(b)	(c)	(d)	(a) FIG. NO.	(b) ITEM OR SYM. NO.		
															MANUFACTURER'S	
															1-5	6-20
				CODE	PART NUMBER											
2646					7412 - BACK HOE ATTACHMENT											
2647	X2	0			ADAPTER ASSEMBLY: BOOM FOOT, LH	27315	33N170F1	EA	1					56		
2648	X2	0			ADAPTER	27315	33N170	EA	1					56	26	
2649	X2	0			BEARING	27315	5T719	EA	1					57	32	
2650	X2	0		3815-288-1080	BEARING, SLEEVE	27315	5T1774	EA	1		SEE GRP 9901			56	33	
2651	P	0		3815-288-2777	BEARING, SLEEVE: MAST	27315	5G1990	EA	2		SEE GRP 9901			56	24	
2652	X2	0			ADAPTER ASSEMBLY: BOOM FOOT, RH	27315	33N171F1	EA	1							
2653	X2	0			ADAPTER	27315	33N171	EA	1					56	23	
2654	X2	0		3815-288-1054	BEARING, SLEEVE	27315	5T1633	EA	1					56	25	
2655	X2	0		3815-288-1080	BEARING, SLEEVE	27315	5T1774	EA	1		SEE GRP 9901			56	33	
2656	P	0		3815-288-2777	BEARING, SLEEVE	27315	5T1990	EA	2		SEE GRP 9901			56	24	
2657	X2	0			BAIL ASSEMBLY: HOE DIPPER	27315	12N262F1	EA	1					59		
2658	X2	0			BAIL	27315	12N262	EA	1					59	2	
2659	X2	0			GUIDE: WIRE ROPE	27315	79T47	EA	2							
2660	P	0		3815-288-2160	BEARING, SLEEVE	27315	805H25	EA	4		SEE GRP 9901			59	3	
2661	X2	0		3815-392-4290	BLOCK, BUMPER, HOE BOOM	27315	32H94	EA	8		SEE GRP 9901			57	28	
2662	X2	0			BOLT: BAIL SHEAVE SHAFT	27315	0626V130	EA	2					59	22	
2663	X2	0			BOLT: HOE BOOM BUMPER BLOCK MTG			EA	2					57	27	
2664	X2	0			BOLT: SHEAVE BLOCK	27315	20P479	EA	1					58	36	
2665	X2	0			BOLT: SPECIAL, BRACE TO DIPPER	27315	20P382C1	EA	1					58	40	
2666	X2	0			BOLT: SPECIAL, BRACE TO STICK	27315	20T5705C1	EA	2					58	23	
2667	X2	0			BOLT: SPECIAL, HOIST SHEAVE FRAME TO STICK	27315	20P381	EA	1					58	13	
2668		0		5306-655-5826	BOLT, EXTERNALLY RELIEVED: BAIL TO LINK, LINK TO DIPPER	27315	20T5702	EA	4	*	*	*	*	59	8	
2669		0		5306-696-5246	BOLT, MACHINE: CONNECTOR, ROD END	27315	20T5444D12	EA	1	*	*	*	*	58	17	
2670		0		5306-696-5246	BOLT, MACHINE: HOE BOOM IDLER PULLEY	27315	20T5444D12	EA	1	*	*	*	*	56	11	
2671		0		5306-208-5587	BOLT, MACHINE: HOE DIPPER STICK											
					HOIST SHEAVE FRAME	81690	20H2330D26	EA	1	*	*	*	*			
2672		0		5306-208-5584	BOLT, MACHINE: MAST SHEAVE SHAFT	27315	20T5444D17	EA	2	*	*	*	*	57	4	
2673		0		5306-263-7430	BOLT, MACHINE: SHEAVE BLOCK UPPER	27315	20T5444D19	EA	7	*	*	*	*	58	38	
2674	X2	0			BOOM ASSEMBLY: HOE ATTACHMENT	27315	112X23F1	EA	1					57		
2675	X2	0			BEARING	27315	5T2308	EA	2					56	8	
2676	P	0		3815-425-8213	BEARING	27315	5T1772	EA	4	*	*	*	*	57	30	
2677	X2	0			BOOM	27315	11X23	EA	1					57	26	
2678	X2	0			BRACE ASSEMBLY:	27315	20N13F1	EA	1					58		
2679	X2	0			BEARING	27315	5T2356	EA	2					58	20	
2680	P	0		3815-288-1081	BEARING, SLEEVE	27315	5T1776	EA	4		SEE GRP 9901			58	25	
2681	X2	0			BRACE	27315	20N13	EA	1					58	28	
2682		0		4730-186-3024	BUSHING, PIPE: HOE BOOM PULLEY LUBRICATION FITTING	27315	2401V001	EA	2	*	*	*	*	57	38	
2683		0		4730-186-3024	BUSHING, PIPE: SHEAVE LUBRICATION FITTING	27315	2401V001	EA	1	*	*	*	*	58	18	



LINE NO.	(1) SOURCE, MAINT. AND RECOV. CODE			(2) FEDERAL STOCK NUMBER	(3) DESCRIPTION	(4) UNIT OF ISSUE	(5) QTY INC IN UNIT PACK	(6) QTY INC IN UNIT	(7) 15 DAY ORG. MAINT. ALW.				(8) ILLUS- TRATION							
	(a) SOURCE	(b) MAINT.	(c) RECOV.						(a)	(b)	(c)	(d)	(a)	(b)						
															1-5	6-20	21-50	51-100	FIG. NO.	ITEM OR SYM. NO.
2684		0		4730-186-3024	BUSHING, PIPE: SHEAVE PIN LUBRICATION FITTING			4	*	*	*	*	59	21						
2685	X2	0			27315 2401V001	EA		1												
2686	X2	0			27315 908T71	EA		1												
2687		0		5310-559-9184	BOLT, U			1												
2688	X2	0			27315 2145V007	EA		2	*	*	*	*								
2689	X2	0		3815-333-3753	SADDLE			1												
					COLLAR: MAST SHEAVE SHAFT FOR RETAINING DEAD END LINK															
2690	X2	0			27315 18T4381F1	EA		1	SEE GRP 9901				57							
2691	X2	0			27315 18T4381	EA		1					57	3						
2692	X2	0			DIPPER ASSEMBLY: HOE			1					59	5						
2693	X2	0			72113 E4521-54	EA		5					59	12						
2694	X2	0			72113 C29ACR5	EA		12					59	11						
2695	X2	0			BOLT: DIPPER SIDE CUTTER			4					59	6						
2696	X2	0			72113 T24	EA		2					59	4						
2697	X2	0		3815-630-9782	BUSHING: FRONT AND DRAG LUG			1					59	17						
2698	P	0		3815-630-9783	BUSHING: REAR LUG			1					59	9						
2699	P	0		3815-649-8519	CUTTING EDGE: SIDE, L H			5	*	2	2	2	59	16						
				5310-022-0087	CUTTING EDGE: SIDE, R H															
					KEY, BUCKET TOOTH: TOOTH POINT															
					27315 2004V009	EA		12	*	*	*	*	59	10						
2700	P	0		3815-649-8517	NUT, PLAIN, HEXAGON: DIPPER SIDE CUTTER			5	*	*	*	*	59	14						
2701	P	0		3815-649-8518	PIN, TOOTH, POINT			5	*	*	*	*	59	15						
2702	P	0		3815-653-5662	PLUG, TOOTH POINT			5	*	*	*	*	59	15						
2703		0		4730-050-4208	TOOTH, POINT, BUCKET			5	*	2	2	2	59	13						
					FITTING, LUBRICATION: BAIL AND HOIST SHEAVE LUBRICATION															
2704		0		4730-050-4208	95879 1610BL	EA		3	*	*	*	*	58	14						
2705		0		4730-050-4208	FITTING, LUBRICATION: HOE BOOM PULLEY			6	*	*	*	*	57	6						
2706	X2	0			95879 1610BL	EA		5	*	*	*	*	59	20						
2707	X2	0		3815-860-2282	FRAME ASSEMBLY: HOE BOOM GANTRY			1					57							
2708		0		4730-186-3024	BEARING: SLEEVE			2					57	10						
2709		0		4730-050-4208	BUSHING, PIPE: LUBRICATION FITTING			2	*	*	*	*	57	38						
2110	X2	0			27315 2401V001	EA		2	*	*	*	*	57	6						
2711	X2	0			95879 1610BL	EA		1	*	*	*	*	57	9						
2712		0		5310-012-0378	FRAME			2					57	18						
2713		0		5305-261-1929	GUIDE			4	*	*	*	*	57	19						
					NUT, PLAIN, HEXAGON: CABLE GUIDE MTG															
					27315 2045V005	EA		4	*	*	*	*	57	11						
2714		0		5310-584-5272	SCREW, CAP, HEXAGON HEAD: CABLE GUIDE MTG			4	*	*	*	*	57	16						
2715	X2	0			27315 0626V128	EA		4	*	*	*	*	57	16						
2716		0		4730-186-3024	WASHER, LOCK: CABLE GUIDE MTG			1	*	*	*	*	57							
2717		0		4730-050-4208	FRAME ASSEMBLY: HOE BOOM GANTRY SHEAVE			1					57							
2718	X2	0			27315 8P94F1	EA		1	*	*	*	*	57	38						
2719	X2	0			27315 2401V001	EA		1	*	*	*	*	57	6						
2720	P	0		3815-288-2776	BUSHING, PIPE: LUBRICATION FITTING			1	*	*	*	*	57	43						
2721	X2	0			95679 1610BL	EA		1	*	*	*	*	58							
					FITTING, LUBRICATION			1					58							
					27315 8P494	EA		1					58							
					FRAME ASSEMBLY: HOIST SHEAVE			1					58							
					27315 8N247F1	EA		2					58	34						
					BEARING, SLEEVE			2	SEE GRP 9901				58	8						
					27315 5T1986	EA		1					58	8						
					FRAME			1					58	8						

LINE NO.	(1) SOURCE, MAINT. AND RECOV. CODE			(2) FEDERAL STOCK NUMBER	(3) DESCRIPTION	(4) UNIT OF ISSUE	(5) QTY INC IN UNIT PACK	(6) QTY INC IN UNIT	(7) 15 DAY ORG. MAINT. ALW.				(8) ILLUS- TRATION						
	(a) SOURCE	(b) MAINT.	(c) RECOV.						MANUFACTURER'S	(a)	(b)	(c)	(d)	(a)	(b)				
																CODE	PART NUMBER	FIG.	ITEM OR
																		NO.	SYM. NO.
2722	X2	0			FRAME ASSEMBLY: SHEAVE	27315	8P493F1	EA	1					57					
2723		0	4730-186-3024		BUSHING, PIPE: LUBRICATION FITTING	27315	2401V001	EA	2	*	*	*	*	57	38				
2724		0	4730-050-4208		FITTING, LUBRICATION	95879	1610BL	EA	2	*	*	*	*	57	6				
2725	X2	0			FRAME	27315	8P493	EA	1					57	39				
2726	X2	0			GANTRY: AUXILIARY, HOE BOOM	27315	11J1199	EA	1					56	4				
2727	X2	0			GUARD: HOE BOOM SHEAVE	27315	8N221	EA	1					57	25				
2728	X2	0			LINK ASSEMBLY: DIGGING BAIL	27315	6T1566F1	EA	2					59					
2729	P	0	3815-288-2160		BEARING, SLEEVE	27315	805H25	EA	4	SEE GRP 9901				59	28				
2730	X2	0	3815-585-5616		BUSHING, SLEEVE	27315	5T2174	EA	2					59	29				
2731	X2	0			LINK	27315	6T1566	EA	2					59	18				
2732	X2	0			LINK ASSEMBLY: HOE GANTRY DEAD END	27315	6T1568F1	EA	1					57					
2733		0	4730-186-3024		BUSHING, PIPE: LUBRICATION FITTING	27315	2401V001	EA	1	*	*	*	*	57	38				
2734		0	4730-050-4208		FITTING, LUBRICATION	95879	1610BL	EA	1	*	*	*	*	57	6				
2735	X2	0			LINK	27315	6T568	EA	1					57	5				
2736	X2	0	3815-352-4799		LOCKPLATE, PULLEY: SHEAVE PIN	27315	18T12	EA	2	SEE GRP 9901				57	17				
2737	X2	0			NUT: HOE BOOM BUMPER BLOCK MTG	27315	2007V008	EA	2					57	2				
2738	X2	0			NUT: HOE DIPPER STICK HOIST SHEAVE BOLT	27315	20T5703	EA	1					58	3				
2739	X2	0			NUT: HOIST SHEAVE FRAME TO STICK	27315	20T5703	EA	1					58	9				
2740		0	5310-584-7915		NUT, PLAIN, HEXAGON: HOE MAST SHEAVE SHAFT BOLT	27315	2045V008	EA	1	*	*	*	*						
2741		0	5310-017-2989		NUT, SLOTTED, HEXAGON: BAIL TO DIPPER LINK	27315	2029V018	EA	4	*	*	*	*	59	19				
2742		0	5310-017-2989		NUT, SLOTTED, HEXAGON: BRACE TO DIPPER	27315	2029V018	EA	3	*	*	*	*	58	27				
2743		0	5310-017-2941		NUT, SLOTTED, HEXAGON: HOE BOOM IDLER PULLEY BOLT	27315	2029V008	EA	1					56	12				
2744		0	5310-017-2941		NUT, SLOTTED, HEXAGON: MAST SHEAVE SHAFT BOLT	27315	2049V008	EA	2	*	*	*	*	57	2				
2745		0	5310-017-2941		NUT, SLOTTED, HEXAGON: SHEAVE BLOCK SPACER	27315	2029V008	EA	7	*	*	*	*	58	6				
2746	X2	0			PIN: BOOM FOOT, GROOVED	27315	19T3714	EA	2					56	18				
2747	X2	0			PIN: DIGGING. CABLE SHEAVE	27315	19T3698	EA	1					56	16				
2748	X2	0			PIN: DIPPER STICK	27315	19T3702	EA	1					58	22				
2749	X2	0			PIN: GANTRY SHEAVE	27315	19T3705	EA	2					57	21				
2750	X2	0			PIN: GANTRY SHEAVE	27315	19T3755	EA	1					57	12				
2751	X2	0			PIN: HOE BOOM IDLER PULLEY	27315	19T3697	EA	1					56	15				
2752		0	5315-187-1811		PIN: HOE BOOM IDLER PULLEY BOLT			EA	5	*	*	*	*	56	13				
2753	X2	0			PIN: HOE BOOM SHEAVE	27315	19F50D28	EA	2					56	9				
2754		0	5315-839-5822		PIN: HOE BOOM SHEAVE PIN	27315	2201V033	EA	4	*	*	*	*	57	33				
2755	X2	0			PIN: HOE SPREADER SHEAVE	27315	19T3690	EA	1										
2756	X2	0			PIN: MAST TO HOE BOOM FOOT ADAPTER	27315	19F74D23	EA	2					56	21				
2757	X2	0	3815-898-4091		PIN, BOOM POINT PIN	27315	19T3696	EA	1					58	19				
2758		0	5315-297-2443		PIN, COTTER: BAIL TO DIPPER LINK BOLT	27315	2201V124	EA	4	*	*	*	*	59	27				
2759		0	5315-021-7669		PIN, COTTER: BOOM FOOT ADAPTER PIN	27315	2201V160	EA	4	*	*	*	*	56	31				
2760		0	5315-846-4297		PIN, COTTER: BOOM FOOT ADAPTER PIN	27315	2201V120	EA	4	*	*	*	*	56	28				
2761		0	5315-297-2443		PIN, COTTER: BRACE TO DIPPER BOLT	27315	2201V124	EA	3	*	*	*	*	58	26				
2762		0	5315-598-6482		PIN, COTTER: HOE BOOM FOOT PIN	27315	2201V149	EA	2	*	*	*	*	56	19				
2763		0	5315-286-0142		PIN, COTTER: HOE BOOM PULLEY	27315	2201V150	EA	4	*	*	*	*	56	20				

LINE NO.	(1) SOURCE, MAINT. AND RECOV. CODE			(2) FEDERAL STOCK NUMBER	(3) DESCRIPTION	(4) UNIT OF ISSUE	(5) QTY INC IN UNIT PACK	(6) QTY INC IN UNIT	(7) 15 DAY ORG. MAINT. ALW.				(8) ILLUS- TRATION			
	(a) SOURCE	(b) MAINT.	(c) RECOV.										(a) FIG. NO.	(b) ITEM OR SYM. NO.		
									MANUFACTURER'S		(a) 1-5	(b) 6-20			(c) 21-50	(d) 51-100
									CODE	PART NUMBER						
2764		0			PIN, COTTER: HOE DIPPER HOIST STICK SHEAVE BOLT			1	*	*	*	*				
2765	X2	0			PIN, COTTER: HOIST PULLEY FRAME	27315	2201V152	EA								
2766		0	5315-017-9088		PIN, COTTER: HOIST SHEAVE FRAME TO STICK BOLT	27315	2201V151	EA					58	4		
2769		0	5315-059-0225		PIN, COTTER: ROPE SOCKET PIN	27315	2201V102	EA	1	*	*	*	*	58	10	
2770		0	5315-010-3399		PIN, COTTER: SHEAVE BLOCK SPACER BOLT	27315	2201V055	EA	2	*	*	*	*	56	2	
2771		0	5315-598-6482		PIN, COTTER: STICK TO DIPPER PIN	27315	2201V149	EA	7	*	*	*	*	58	7	
2772		0	5315-652-9919		PIN, SHOULDERED, HEADLESS: DIGGING BAIL SHEAVE	27315	19T3701	EA	2	*	*	*	*	58	21	
2773		0	5315-273-8049		PIN, STRAIGHT, HEADLESS: BOOM FOOT ADAPTER	27315	19T2813	EA	1	*	*	*	*	59	26	
2774		0	5315-321-8907		PIN, STRAIGHT, HEADLESS: BOOM FOOT ADAPTER	27315	19T2813	EA	1	*	*	*	*	56	22	
2775		0	5315-276-0256		PIN, STRAIGHT, HEADLESS: HOE BOOM SHEAVE	27315	19F50D26	EA	1	*	*	*	*	56	32	
2776		0	5315-010-3399		PIN, STRAIGHT, HEADLESS: MAST SHEAVE SHAFT BOLT	27315	2201V155	EA	2	*	*	*	*	56	5	
2777		0	5315-664-2338		PIN, STRAIGHT, HEADLESS: ROPE SOCKET	27315	19F63D11	EA	2	*	*	*	*	57	1	
2778	X2	0			PLATE: DIGGING BAIL SHEAVE SHAFT KEEPER	27315	18T13	EA	1	*	*	*	*	56	3	
2779	X2	0			PLATE: SHEAVE SHAFT KEEPER	27315	18T13	EA	1	*	*	*	*	59	24	
2780	X2	0	3815-141-2235		PULLEY, FLAT: HOE BOOM IDLER	27315	13P375	EA	2	SEE GRP 9901				57	40	
2781	X2	0	3815-200-1079		PULLEY, GROOVE: GANTRY	27315	7P214C1F1	EA	2					56	14	
2782	P	0	3815-293-5815		BEARING, SLEEVE	27315	5T116	EA	2	SEE GRP 9901				57	36	
2783	X2	0			SHEAVE	27315	7P214C1	EA	2	SEE GRP 9013				57	37	
2784	X2	0			ROD END: BOOM POINT	27315	720B40D5	EA	1					58	16	
2785		0	5303-022-3512		SCREW, CAP, HEXAGON HEAD: GANTRY SHEAVE PIN LOCK PLATE			EA	8	*	*	*	*	57	15	
2786		0	5305-022-3449		SCREW, CAP, HEXAGON HEAD: SHEAVE GUARD BRACKET	27315	0626V131	EA	4	*	*	*	*	57	31	
2787		0	5305-022-3449		SCREW, CAP, HEXAGON HEAD: SHEAVE PIN KEEPER PLATE MTG			EA	4	*	*	*	*	57	42	
2788	X2	0			SHAFT: BOOM FOOT ADAPTER	27315	19T3821	EA	1					56	27	
2789	X2	0			SHAFT: BOOM FOOT ADAPTER	27315	19T3822	EA	1					56	30	
2790	X2	0			SHAFT: MAST SHEAVE	27315	10T1186	EA	1					57	20	
2791	X2	0			SHAFT: SHEAVE, BOOM FOOT ADAPTER FLOATING	27315	19T3845	EA	2					57	35	
2792	X2	0			SHEAVE ASSEMBLY: BOOM FOOT FLOATING	27315	7P459FI	EA	1					57		
2793	X2	0			BEARING	27315	5T919	EA	1	SEE GRP 9901				56	7	
2794		0	4730-186-3024		BUSHING, PIPE: LUBRICATION FITTING	27315	2401V001	EA	2	*	*	*	*	57	38	
2795		0	4730-050-4208		FITTING, LUBRICATION	95879	1610BL	EA	2	*	*	*	*	57	6	

LINE NO.	(1) SOURCE, MAINT. AND RECOV.			(2) FEDERAL STOCK NUMBER	(3) DESCRIPTION	(4) UNIT OF ISSUE	(5) QTY INC IN UNIT PACK	(6) QTY INC IN UNIT	(7) 15 DAY ORG. MAINT. ALW.				(8) ILLUS- TRATION			
	(a) SOURCE	(b) MAINT.	(c) RECOV.						(a)	(b)	(c)	(d)	(a) FIG. NO.	(b) ITEM OR SYM. NO.		
															MANUFACTURER'S	
															CODE	PART NUMBER
2796	X2	0			SHEAVE	27315	7P459	EA		1				57	34	
2797	X2	0			SHEAVE ASSEMBLY: BOOM FOOT FLOATING	27315	7P460F1	EA		1				56	6	
2798	X2	0			BEARING	27315	5T919	EA		1	SEE GRP 9901			56	7	
2799		0		4730-186-3024	BUSHING: LUBRICATION FITTING	27315	2401V001	EA	*	1	*	*	*	57	38	
2800		0		4730-050-4208	FITTING, LUBRICATION	95879	1610BL	EA	*	1	*	*	*	57	6	
2801	X2	0			SHEAVE ASSEMBLY: GANTRY	27315	7P307F1	EA		1				57		
2802	X2	0		3815-661-9347	BEARING, SLEEVE	27315	5T1770	EA		1	SEE GRP 9901			57	8	
2803		0		4730-186-3024	BUSHING, PIPE: LUBRICATION FITTING	27315	2401V001	EA	*	1	*	*	*	57	38	
2804		0		4730-050-4208	FITTING, LUBRICATION	95879	1610BL	EA	*	1	*	*	*	57	6	
2805	X2	0			SHEAVE	27315	7P307	EA		1	SEE GRP 9901			57	7	
2806	X2	0			SHEAVE ASSEMBLY: GANTRY	27315	7P4 72F1	EA		1				57		
2807	X2	0		3815-860-0157	BEARING, PULLEY	27315	5T2239	EA		1				57	13	
2808	X2	0			SHEAVE	27315	7P472	EA		1				57	14	
2809	X2	0			SHEAVE ASSEMBLY: HOE	27315	7P483F1	EA		1	SEE GRP 9901			59		
2810	X2	0		3815-585-5622	BEARING, SLEEVE	27315	5T2309	EA		1	SEE GRP 9901			59	25	
2811	X2	0			SHEAVE	27315	7P483	EA		1	SEE GRP 9901			59	1	
2812	X2	0			SHEAVE ASSEMBLY: HOE BOOM DIGGING CABLE	27315	7P483F1	EA		2	SEE GRP 9901			56		
2813	X2	0		3815-585-5622	BEARING, SLEEVE	27315	5T2309	EA		2	SEE GRP 9901			56	10	
2814		0		4730-186-3024	BUSHING, PIPE: LUBRICATION FITTING	27315	2401V001	EA	*	2	*	*	*	57	38	
2815		0		4730-050-4208	FITTING, LUBRICATION	95879	1610BL	EA	*	2	*	*	*	57	6	
2816	X2	0			SHEAVE	27315	7P483	EA		2	SEE GRP 9901			56	17	
2817	X2	0			SHEAVE ASSEMBLY: HOE DIPPER STICK HOIST	27315	7P307F2	EA		2				58		
2818	P	0		3815-661-9347	BEARING, SLEEVE	27315	5T1770	EA		2	SEE GRP 9901			58	35	
2819		0		4730-186-3024	BUSHING, PIPE: LUBRICATION FITTING	27315	2401V001	EA	*	2	*	*	*	58	18	
2820		0		4730-050-4208	FITTING, LUBRICATION	95879	1610BL	EA	*	2	*	*	*	58	14	
2821	X2	0			SHEAVE	27315	7P307	EA		2	SEE GRP 9901			58	2	
2822	X2	0			SOCKET ASSEMBLY: HOE GANTRY WIRE ROPE	27315	L908P39-3	EA		1				56		
2823	X2	0		4030-171-5773	SOCKET, WIRE ROPE	27315	8P190	EA		1				56	1	
2824	X2	0		4030-126-1316	WEDGE, WIRE ROPE	27315	8T89C1	EA		1	SEE CRP 9901			56	29	
2825	X2	0			SOCKET ASSEMBLY: WIRE ROPE, BOOM ATTACHING	27315	908P39-5	EA		1				57		
2826	X2	0			PIN: SOCKET MTG	27315	19F66D58	EA		1				57	44	
2827		0		5315-013-7323	PIN, COTTER: SOCKET MTG PIN	27315	2201V104	EA	*	2	*	*	*	57	22	
2828	X2	0		4030-125-2807	SOCKET, DEAD END ROPE	27315	8P239	EA		1	SEE GFP 9901			57	24	
2829	P	0		4030-125-2999	WEDGE, WIRE ROPE	27315	8T87	EA		1	SEE GRP 9901			57	23	
2830	X2	0			SOCKET ASSEMBLY: WIRE ROPE, HOE DIPPER STICK SHEAVE BLOCK	27315	908P39-6	EA		1				58		
2831	X2	0			NUT: WIRE ROPE SOCKET PIN	27315	20T76	EA		1				58	32	
2832	X2	0			PIN: ROPE SOCKET SHOULDER	27315	19T66	EA		1				58	29	
2833		0		5315-059-0238	PIN, COTTER: WIRE ROPE SOCKET PIN	27315	2201V110	EA	*	1	*	*	*	58	31	
2834	X2	0			SOCKET	27315	8P70	EA		1				58	30	
2835	P	0		4030-374-0680	WEDGE, WIRE ROPE	27315	8T90	EA		1	SEE GRP 9901			58	33	
2836	M	0			SPACER: DIPPER STICK, SHEAVE BLOCK MANUFACTURE FROM:	27315	18P953D312	EA		1				58	39	
2836A	P	0		4710-278-5383	PIPE, STEEL (10 3/4 IN. REQUIRED) FT SEE GRP 9501											

LINE NO.	(1) SOURCE, MAINT. AND RECOV. CODE			(2) FEDERAL STOCK NUMBER	(3) DESCRIPTION	(4) UNIT OF ISSUE	(5) QTY INC IN UNIT PACK	(6) QTY INC IN UNIT	(7) 15 DAY ORG. MAINT. ALW.				(8) ILLUS- TRATION					
	(a) SOURCE	(b) MAINT.	(c) RECOV.						(a)	(b)	(c)	(d)	(a)	(b)				
															MANUFACTURER'S		FIG.	ITEM OR
															CODE	PART NUMBER		
1-5	6-20	21-50	51-100															
2837	M	0			SPACER: DIPPER STICK, SHEAVE BLOCK FRAME MANUFACTURE FROM:	EA		2					58	1				
2837A	P	0	4710-162-0969		PIPE, STEEL (4 IN. REQUIRED FOR EACH SPACER)	FT			SEE GRP 9501									
2838	M	0			SPACER: DIPPER STICK, SHEAVE BLOCK FRAME MANUFACTURE FROM:	EA		2					58	37				
2838A	P	0	4710-162-0969		PIPE, STEEL (6 IN. REQUIRED FOR EACH SPACER)	FT			SEE GRP 9501									
2839	X2	0			STICK ASSEMBLY: HOE DIPPER	EA		1					58					
2840	P	0	3815-288-1081		BEARING, SLEEVE	EA		6	SEE GRP 9901				58	41				
2841	P	0	3815-288-2776		BEARING, SLEEVE	EA		2	SEE GRP 9901				58	12				
2842	X2	0			STICK	EA		1					58	15				
2843		0	5310-010-3326		WASHER: CONNECTOR ROD END	EA		1	*	*	*	*						
2844		0	5310-017-2762		WASHER: HANDLE TO BRACE TO DIPPER	EA		7	*	*	*	*	59	7				
2845	X2	0			WASHER: HOE DIPPER STICK, HOIST SHEAVE BOLT	EA		1					58	5				
2846	X2	0			WASHER: HOIST SHEAVE FRAME TO STICK	EA		1					58	11				
2847		0	5310-010-3326		WASHER: SHEAVE PIN KEEPER PLATE MTG	EA		4	*	*	*	*	57	41				
2848		0	5310-017-2762		WASHER, FLAT: BRACE TO DIPPER	EA		5	*	*	*	*	57	24				
2849		0	5310-010-3326		WASHER, LOCK: BAIL SHEAVE SHAFT SCREW	EA		2	*	*	*	*	59	23				
2850		0	5310-013-1046		WASHER, LOCK: BOOM BUMPER BLOCK BOLT AND SHEAVE GUARD BRACKET	EA		8	*	*	*	*	57	29				
2851		0	5310-012-1574		WASHER, LOCK: GANTRY SHEAVE PIN LOCK PLATE	EA		8	*	*	*	*	57	16				
2852					7413 - PILE DRIVER ATTACHMENT													
2853	X2	0			ADAPTER: PILE DRIVER CATWALK, LH	EA		1					60	2				
2854	X2	0			ADAPTER: PILE DRIVER CATWALK, RH	EA		1					60	1				
2855		0	5306-022-0822		BOLT, MACHINE: SPLIT COLLAR	EA		2	*	*	*	*	60	5				
2856	X2	0			COLLAR, SPLIT: BOOM POINT PIN	EA		2					60	6				
2857	X2	0			HANGER ASSEMBLY: PILE DRIVE LEAD (SAME AS HANGER ASSEMBLY, STOCK NO. (27315) 16N482F1, EXCEPT WHERE INDIVIDUAL COMPONENTS ARE ANNOTATED)	EA		1					60					
2858	X2	0			HANGER ASSEMBLY: PILE DRIVE LEAD	EA		1					60					
2859		0	5306-208-5587		BOLT, MACHINE: LEAD HANGER MTG	EA		12	*	*	*	*	60	18				
2860	X2	0			HANGER (USED ON HANGER ASSEMBLY, STOCK NO. (27315) 16N481F1 ONLY)	EA		1					60	14				
2861	X2	0			HANGER (USED ON HANGER ASSEMBLY, STOCK NO. (27315) 16N482F1 ONLY)	EA		1					60	12				
2862		0	5310-584-7915		NUT, PLAIN, HEXAGON: LEAD HANGER MTG	EA		12	*	*	*	*	60	16				

LINE NO.	(1) SOURCE, MAINT. AND RECOV. CODE			(2) FEDERAL STOCK NUMBER	(3) DESCRIPTION	(4) UNIT OF ISSUE	(5) QTY INC IN UNIT PACK	(6) QTY INC IN UNIT	(7) 15 DAY ORG. MAINT. ALW.				(8) ILLUS- TRATION			
	(a) SOURCE	(b) MAINT.	(c) RECOV.										(a) FIG. NO.	(b) ITEM OR SYM. NO.		
									MANUFACTURER'S		(a) 1-5	(b) 6-20			(c) 21-50	(d) 51-100
									CODE	PART NUMBER						
2863		0		5310-013-1046	WASHER, LOCK: LEAD MANGER MTG			12	*	*	*	*	60	17		
2864		0		5310-012-0378	NUT, PLAIN, HEXAGON: CATWALK ADAPTER ATTACHING	27315	3615V015									
2865		0		5310-022-0087	NUT, PLAIN, HEXAGON: SPLIT COLLAR BOLT	27315	2045V005	4	*	*	*	*	60	4		
2866	X2	0			PIN: DRILLED, HEADLESS, BOOM POINT	27315	2045V009	2	*	*	*	*	60	8		
2867		0		5315-059-0238	PIN, COTTER: BOOM POINT PIN	27315	219T19	1	*	*	*	*	60	10		
2868		0		5305-018-0177	SCREW, CAP, HEXAGON HEAD: CATWALK ADAPTER ATTACHING	27315	2201V122	2	*	*	*	*	60	11		
2869	X2	0			SPACER: BOOM POINT PIN	27315	0609V112	4	*	*	*	*	60	13		
2870		0		5310-017-2762	WASHER, FLAT: BOOM POINT PIN	27315	18T6326	2	*	*	*	*	60	9		
2871		0		5310-584-5272	WASHER, LOCK: CATWALK ADAPTER ATTACHING	27315	3612V019	2	*	*	*	*	60	15		
2872		0		5310-013-1047	WASHER, LOCK: SPLIT COLLAR BOLT	27315	3615V016	4	*	*	*	*	60	3		
								2	*	*	*	*	60	7		
2873					7414 - BASE DECK											
2874	X2	0		4730-214-2091	BOLT, FLUID PRESSURE: ROLLER	27315	20T3735	24					61	5		
2877		0		4730-186-3024	BUSHING, PIPE: ROLLER BOLT LUBRICATION FITTING	27315	2401V001	24	*	*	*	*	61	6		
2878	X2	0			COVER: BOX	27315	11P1245	1	*	*	*	*	32	5		
2879		0		4730-050-4208	FITTING, LUBRICATION: ROLLER LUBRICATION	95879	1610BL	24	*	*	*	*	61	7		
2895		0		4730-186-3024	BUSHING: REVOLVING FRAME LUBRICATION FITTING	27315	2401V001	3*	*	*	*	*	62	11		
2901		0		4730-050-4208	FITTING: REVOLVING FRAME LUBRICATION	95879	1610BL	*	*	*	*	*	62	12		
2913		0		5310-042-7359	NUT, PLAIN, HEXAGON: ROLLER BOLT	27315	2020V011	2	*	*	*	*	61	1		
2915	X2	0			PLATE: COVER	27315	18T2572	1	*	*	*	*	32	6		
2916	X2	0			PLATE: OPERATORS PLATFORM COVER	27315	18P707	1	*	*	*	*	32	10		
2923		0		4730-186-3024	BUSHING, PIPE: REVOLVING FRAME LUBRICATION FITTING	27315	2401V001	2	*	*	*	*	63	8		
2924		0		4730-050-4208	FITTING, LUBRICATION: ECCENTRIC PIN LUBRICATION	95879	1610BL	2	*	*	*	*	63	7		
2927	X2	0			PLATE: KEEPER	27315	18T3368	2					63	4		
2928	X2	0		3810-425-7939	RETAINER: ECCENTRIC PIN	27315	18T3253	2					63	1		
2929	X2	0		3810-496-1676	ROLLER, RACKET: HOOK	27315	13T216C1F1	2					63	2		
2933		0		5305-042-8769	SCREW, CAP, HEXAGON HEAD: KEEPER PLATE ATTACHING	27315	0626V132	4	*	*	*	*	63	6		
2934	X2	0		3810-321-8905	SHAFT, HOOK ROLLER: ECCENTRIC	27315	19P73C1	2	*	*	*	*	63	3		
2935		0		5310-275-6595	WASHER, FLAT: NOOK ROLLER	27315	18T3255	2	*	*	*	*	63	9		
2938		0		5310-010-3326	WASHER, LOCK: KEEPER PLATE ATTACHING	27315	3615V015	4	*	*	*	*	63	5		
2946		0		4730-186-3024	BUSHING, PIPE: HOOK ROLLER PIN LUBRICATION FITTING	27315	2401V001	4	*	*	*	*	64	4		
2947		0		4730-050-4208	FITTING, LUBRICATION: HOOK ROLLER PIN	95879	1610BL	4	*	*	*	*	64	5		
2948	X2	0		3815-352-4799	LOCKPLATE, PULLEY: HOOK ROLLER PIN	27315	18T12	4					64	6		

LINE NO.	(1) SOURCE, MAINT. AND RECOV. CODE			(2) FEDERAL STOCK NUMBER	(3) DESCRIPTION	(4) UNIT OF ISSUE	(5) QTY INC IN UNIT PACK	(6) QTY INC IN UNIT	(7) 15 DAY ORG. MAINT. ALW.				(8) ILLUS- TRATION			
	(a) SOURCE	(b) MAINT.	(c) RECOV.						(a)	(b)	(c)	(d)	(a) FIG. NO.	(b) ITEM OR SYM. NO.		
															MANUFACTURER'S	
															CODE	PART NUMBER
2952		0		5315-162-8027	PIN: ACCENTRIC			2	*	*	*	*	64	9		
2953	X2	0		3810-164-9075	PIN: HOOK ROLLER			4					64	3		
2955	X2	0			PLATE: KEEPER. HOOK ROLLER			2		SEE GRP 9901			64	10		
2956	X2	0		3810-425-7939	RETAINER: ECCENTRIC PIN			4		SEE GRP 9901			64	2		
2957	X2	0		3810-496-1676	ROLLER, RACKET			4		SEE GRP 9901			64	1		
2960		0		5305-042-8769	SCREW, CAP, HEXAGON HEAD: KEEPER PLATE ATTACHING			4	*	*	*	*	64	12		
2961		0		5305-285-5178	SCREW, CAP, HEXAGON HEAD: K.KEEPER PLATE ATTACHING			8	*	*	*	*	64	8		
2962		0		5310-010-3326	WASHER, LOCK: KEEPER PLATE			4	*	*	*	*	64	11		
2963		0		5310-012-1574	WASHER, LOCK: KEEPER PLATE ATTACHING			8	*	*	*	*	64	7		
2966	X2	0		5310-392-5022	ROLLER, TURNTABLE			24					61	3		
2967		0		5305-042-8211	SCREW, CAP, HEXAGON HEAD: PLATFORM MOUNTING			4	*	*	*	*	32	9		
2972	X2	0		3810-425-7929	SHAFT, SEGMENT ROLLER			24					61	4		
2974		0		5310-013-8578	WASHER, LOCK: ROLLER BOLT			24	*	*	*	*	61	2		

LINE NO.	(1) SOURCE, MAINT. AND RECOV. CODE			(2) FEDERAL STOCK NUMBER	(3) DESCRIPTION	(4) UNIT OF ISSUE	(5) QTY INC IN UNIT PACK	(6) QTY INC IN UNIT	(7) 15 DAY ORG. MAINT. ALW.				(8) ILLUS- TRATION			
	(a) SOURCE	(b) MAINT.	(c) RECOV.										(a) FIG. NO.	(b) ITEM OR SYM. NO.		
									MANUFACTURER'S CODE	PART NUMBER	(a) 1-5	(b) 6-20			(c) 21-50	(d) 51-100
2975					7416 - SHAFTS											
2976		0		5306-680-6004	BOLT: HOIST GEAR GUARD CLIP ATTACHING	27315	0609V029	EA	1	*	*	*	*	72	3	
2978	X2	0			BOLT: SPROCKET WHEEL, 7/8-9 THD SIZE 6 IN. LG	27315	0609V247	EA	4	*	*	*	*	78	37	
2979		0		5306-174-4678	BOLT, EYE: DIPPER TRIP SPRING ANCHOR	27315	20T1525	EA	1	*	*	*	*	80	33	
2980		0		5306-769-6477	BOLT, MACHINE: DIPPER TRIP DRUM TO STUD SHAFT COLLAR			EA	5	*	*	*	*	71	16	
2981		0		5306-207-3775	BOLT, MACHINE: GUARD, VERTICAL AND PROPEL SHAFT	27315	20H2328D15	EA	2	*	*	*	*	71	2	
2983		0		5306-263-4030	BOLT, MACHINE: PLANETARY DRUM GUARD	27315	0609V054	EA	4	*	*	*	*	78	15	
2984	X2	0			BRACKET: DIPPER TRIP, HINGED	27315	16T675	EA	1					78	46	
2985	X2	0			BRACKET: DIPPER TRIP LEVER ARM MTG	27315	16P774	EA	1					78	28	
2986	X2	0		3810-066-1189	BRACKET: DIPPER TRIP PULLEY	27315	16N691	EA	1					78		
2988	X2	0			BRACKET: SPRING, DIPPER TRIP	27315	16T650	EA	1							
2990	X2	0		2530-425-8154	BEARING, SLEEVE: DIPPER TRIP BRACKET	27315	5T1286	EA	2					78	13	
2991	X2	0			BRACKET: DIPPER TRIP	27315	16N295	EA	1					78	12	
2992	P	0		3810-711-0392	BRAKE BAND ASSEMBLY: HOIST AND DIGGING (INCLUDES COMPONENTS OF BRAKE LINING KIT, STOCK No. 3810-726-8985)	27315	L655-42-15	EA	3	*	*	*	*			
2995		0		5310-584-7915	NUT, PLAIN, HEXAGON: BAND BRACKET SCREW AND BAND ADJUSTING STUD	27315	2004V008	EA	12	*	*	*	*			
2996		0		5307-619-6451	STUD, CONTINUOUS: BAND ADJUSTING	27315	20T6427C1	EA	6	*	*	*	*	84	6	
2997		0		5310-013-1046	WASHER, LOCK: BAND PIN	27315	3615V015	EA	12	*	*	*	*	84	3	
3009	X2	0		3810-343-0169	BUMPER, SPRING: DIPPER TRIP STOP SCREW	27315	32T245	EA	1							
3010		0		4730-186-3024	BUSHING, PIPE: PLANETARY GEAR LUBRICATION FITTING	27315	2401V001	EA	4	*	*	*	*	67	16	
3011	X2	0		3815-831-0066	CABLE DRUM: DIPPER TRIP, SHIPPER SHAFT	27315	23N190F1	EA	1	SEE GRP 9901						
3012		0		5306-263-7711	BOLT, MACHINE: DIPPER TRIP DRUM	27315	0610V209	EA	2	*	*	*	*			
3013		0		5310-584-7915	NUT, PLAIN, HEXAGON: DIPPER TRIP DRUM SCREW	27315	2045V008	EA	2	*	*	*	*			
3014		0		5310-010-3326	WASHER, LOCK: DIPPER TRIP DRUM SCREW	27315	3615V015	EA	2	*	*	*	*			
3015	X2	0		5340-727-4774	CAP, PROTECTIVE, DUST: DUST, DIPPER TRIP LINE	99017	CD5	EA	2					78	2	
3016	X2	0			CASE ASSEMBLY: CHAIN	27315	14J542F1	EA	1					62		
3017		0		5306-263-4030	BOLT, MACHINE: CHAIN CASE TO BACK PLATE	27315	0609V054	EA	44	*	*	*	*	62	6	
3018	X2	0			CAP: BREATHER	18265	BAS02-000	EA	1					62	3	
3069	X2	0			CASE: CHAIN	27315	14J542	EA	1					62	2	
3020	X2	0		3810-066-1185	GASKET: CHAIN CASE	27315	20P602	EA	1					62	4	
3021		0		5310-045-1009	NUT, SELF-LOCKING, HEXAGON: CHAIN CASE TO BACK PLATE	72962	21U066	EA	44	*	*	*	*	62	1	
3022	X2	0			PLATE: CHAIN CASE BACK	27315	14P1286	EA	1					62	5	



LINE NO.	(1) SOURCE, MAINT. AND RECOV. CODE			(2) FEDERAL STOCK NUMBER	(3) DESCRIPTION	(4) UNIT OF ISSUE	(5) QTY INC IN UNIT PACK	(6) QTY INC IN UNIT	(7) 15 DAY ORG. MAINT. ALW.				(8) ILLUS- TRATION					
	(a) SOURCE	(b) MAINT.	(c) RECOV.						(a)	(b)	(c)	(d)	(a)	(b)				
															MANUFACTURER'S		FIG. NO.	ITEM OR SYM. NO.
															CODE	PART NUMBER		
1-5	6-20	21-50	51-100															
3023		0		4730-278-3412	PLUG, PIPE: CHAIN CASE	EA		2	*	*	*	*	62	16				
3024	X2	0		3020-252-7357	CHAIN, ROLLER: SWING SHAFT DRIVE	EA		1					65	1				
3025	P	0		3020-231-8709	LINK, CONNECTING, ROLLER	EA		2	*	*	*	*	65	10				
3026		0		5340-244-3152	CLEVIS, ROD END: ROD BOLT TO LEVER ARM	EA		2	*	*	*	*	78	42				
3027	X2	0			CLIP: HOIST GEAR GUARD SUPPORT	EA		2					72	10				
3028		0		5340-371-4134	CLIP, SPRING TENSION: ROCKER HOSE, DIPPER TRIP HOSE	EA		1	*	*	*	*						
3029	X2	0			CLUTCH ASSEMBLY: AUXILIARY HOIST AND DIGGING DRUM (INCLUDES COMPONENTS OF KIT, STOCK No. 3810-809-9433)	EA		2					85					
3030	X2	0		3810-374-0632	JAW ASSEMBLY, BRAKE	EA		4					85					
3031	X2	0			JAW	EA		4					85	14				
3032		0		5315-013-7228	PIN, COTTER: BRAKE	EA		4	*	*	*	*	85	24				
3033	X2	0			PIN, COTTER: BRAKE	EA		8					85	15				
3034		0		5315-297-2444	PIN, COTTER: SHOE ATTACHING PIN	EA		8	*	*	*	*	85	17				
3035		0		5315-273-8078	PIN, STRAIGHT, HEADLESS: BRAKE	EA		4	*	*	*	*	85	19				
3036		0		5315-274-4257	PIN, STRAIGHT, HEADLESS: BRAKE	EA		8	*	*	*	*	85	16				
3037	X2	0			STUD: BRAKE	EA		4					85	31				
3038	X2	0			WASHER: BRAKE JAW	EA		12					85	18				
3309		0		5310-559-9184	NUT: JAW ASSEMBLY	EA		2	*	*	*	*	85	23				
3040	P	0		3810-163-8755	SHOE: CLUTCH BAND HOIST AND DIGGING SHOE	EA		4	*	*	*	*	85	20				
3041	X1	0				EA		4										
3042	X2	0		3810-425-7884	SPRING, HELICAL, COMPRESSION: JAW ASSEMBLY	EA		2					85	21				
3043		0		5310-951-7209	WASHER: JAW ASSEMBLY	EA		4	*	*	*	*	85	22				
3044	X2	0			COLLAR: DIPPER TRIP SHAFT	EA		1					80	14				
3050	M	0			CONDUIT: DIPPER TRIP TO TUBE MANUFACTURE FROM:	EA		1					78	1				
3050A	P	0		5975-132-9475	CONDUIT, METAL FLEXIBLE (14 FT REQUIRED)	FT			SEE GRP 9501									
3051	X2	0			CONNECTOR: MALE, LUBRICATION LINE	EA		2					74	5				
3052		0		4730-187-7609	COUPLING, PIPE: CONNECTOR TUBE HOSE	EA		4					74	2				
3053	X2	0		3810-999-5979	COVER ASSEMBLY, GEAR: HORIZONTAL GEAR	EA		1					71					
3054	X2	0			COVER: GEAR	EA		1					71	11				
3055	X2	0			CLIP: HORIZONTAL GEAR TRAIN COVER	EA		4					71	23				
3056	X2	0			HINGE: HORIZONTAL GEAR TRAIN COVER	EA		1										
3057		0		5305-638-9082	SCREW, CAP, HEXAGON HEAD: HORIZONTAL GEAR TRAIN COVER	EA		4	*	*	*	*	71	15				
3058		0		5305-253-1435	THUMBSCREW: HORIZONTAL GEAR TRAIN COVER	EA		1	*	*	*	*	71	17				
3059		0		5310-261-7340	WASHER, LOCK: HORIZONTAL GEAR TRAIN COVER	EA		4	*	*	*	*	71	14				
3060	X2	0			DIPPER TRIP ASSEMBLY	EA		1					80					
3061	X2	0			BOLT: MACHINE	EA		2					80	34				
3062	X2	0			BRAKE DRUM: DIPPER TRIP	EA		1					80	18				

LINE NO.	(1) SOURCE, MAINT. AND RECOV. CODE			(2) FEDERAL STOCK NUMBER	(3) DESCRIPTION	(4) UNIT OF ISSUE	(5) QTY INC IN UNIT PACK	(6) QTY INC IN UNIT	(7) 15 DAY ORG. MAINT. ALW.				(8) ILLUS- TRATION			
	(a) SOURCE	(b) MAINT.	(c) RECOV.						(a)	(b)	(c)	(d)	(a) FIG. NO.	(b) ITEM OR SYM. NO.		
															MANUFACTURER'S	
															CODE	PART NUMBER
3063	X2	0		2530-694-0656	BRAKE SHOE ASSEMBLY: DIPPER TRIP	EA		2					80	15		
3064	X2	0			NUT: ADJUSTING BOOSTER BRAKE	EA		2					80	7		
3065	X2	0			PLATE ASSEMBLY: DIPPER TRIP BACK	EA		1					80	9		
3066	X2	0			CAM: BACKPLATE DIPPER TRIP	EA		1					80	29		
3067	X2	0		2530-164-1968	BAKERY ASSESSORY SET	EA		1					80	11		
3068	X2	0			LOCK, BRAKE SHOE	EA		1					80	16		
3069	X2	0			SPACER: BACKPLATE DIPPER TRIP	EA		1					80	31		
3070	X2	0			SPRING: HELICAL, COMPRESSION, DIPPER TRIP BACKPLATE	EA		1					80	32		
3071	X2	0		2520-734-2814	RETAINER: BRAKE SPRING	EA		2					80	21		
3072	X2	0		2530-378-7704	RETAINER, BRAKE SHOE	EA		2					80	8		
3073	X2	0			RING: RETAINING	EA		2					80	10		
3074	X2	0		2530-734-2815	ROD: BRAKE BAND	EA		2					80	35		
3075	X2	0			SPACER	EA		2					80	30		
3076	X2	0		3815-246-7586	SPRING, HELICAL COMPRESSION	EA		2					80	22		
3077	X2	0		2530-392-4042	SPRING, HELICAL COMPRESSION	EA		1					80	23		
3078	X2	0			WASHER	EA		2					80	12		
3079		0		5310-012-0898	WASHER, LOCK	EA		2	*	*	*	*	80	13		
3080		0		4730-278-4293	ELBOW, PIPE: HOSE TO SHIFTER COLLAR	EA		2	*	*	*	*	74	8		
3081		0		4730-050-4208	FITTING, LUBRICATION: BEARING RETAINER AND SHEAVE	EA		3	*	*	*	*	78	22		
3082		0		4730-050-4208	FITTING, LUBRICATION: PILOT BEARING AND SHIFTER COLLAR	EA		2	*	*	*	*	74	1		
3083		0		4730-050-4208	FITTING, LUBRICATION: PLANETARY GEAR	EA		4	*	*	*	*	68	1		
3084	X2	0		3810-585-5646	GASKET: CHAIN, HOUSING, CROWD REVERSE	EA		1					71	19		
3088	X2	0			GUARD: CROWD REVERSE GEAR	EA		1					71	1		
3089	X2	0			GUARD: INTERMEDIATE HOIST AND JACKSHAFT GEAR	EA		1					72	7		
3090	X2	0			GUARD: SWING BRAKE DIRT	EA		1								
3091	X2	0			GUARD: SWING BRAKE DIRT, LH	EA		1					71	13		
3092	X2	0			GUARD: SWING BRAKE CIRT, RH	EA		1					71	12		
3093	X2	0			GUARD: VERTICAL PROPEL SHAFT	EA		1					71			
3094	X2	0			GUARD: SHAFT	EA		1					71	18		
3095	X2	0			HINGE: PIANO 1 1/2 IN. BY 10 IN. LG	EA		1								
3096		0		5310-012-0377	NUT, PLAIN, HEXAGON: VERTICAL PROPEL SHAFT GUARD	EA		5	*	*	*	*				
3096A		0		5310-012-0377	NUT, PLAIN, HEXAGON: VERTICAL PROPEL SHAFT GUARD	EA		5	*	*	*	*				
3097		0		5305-018-0116	SCREW, CAP, HEXAGON HEAD: VERTICAL PROPEL SHAFT GUARD	EA		5	*	*	*	*	71	5		
3098	X2	0			THUMBSCREW: VERTICAL PROPEL SHAFT GUARD	EA		1					71	17		
3099	X2	0			GUARD ASSEMBLY: GEAR, DRAGLINE, FRONT SECTION	EA		1					73			

LINE NO.	(1) SOURCE, MAINT. AND RECOV.			(2) FEDERAL STOCK NUMBER	(3) DESCRIPTION	(4) UNIT OF ISSUE	(5) QTY INC IN UNIT PACK	(6) QTY INC IN UNIT	(7) 15 DAY ORG. MAINT. ALW.				(8) ILLUS-TRATION							
	(a) SOURCE	CODE							(a)	(b)	(c)	(d)	(a)	(b)	(c)	(d)	(a) FIG. NO.	(b) ITEM OR SYM. NO.		
		(b) MAINT.	(c) RECOV.																MANUFACTURER'S	
																			CODE	PART NUMBER
3100		0		5306-010-9230	BOLT, MACHINE: GEAR GUARD, DRAGLINE, FRONT SECTION	EA		1	*	*	*	*	73	8						
3102		0		5306-043-0638	BOLT, MACHINE: GEAR GUARD, DRAGLINE, FRONT SECTION 27315 0609V077	EA		1	*	*	*	*	73	9						
3103	X2	0			GUARD: GEAR, DRAGLINE, FRONT SECTION	EA		1					73	6						
3104	X2	0			GUARD: GEAR, DRAGLINE, FRONT SECTION	EA		1					73							
3105		0		5306-263-4030	BOLT, MACHINE: GEAR GUARD MTG	EA		6	*	*	*	*	73	5						
3106	X2	0			GUARD: GEAR	EA		1					73	1						
3107		0		5310-022-0071	NUT, PLAIN, HEXAGON: GEAR GUARD MTG	EA		23	*	*	*	*	73	2						
3108	X2	0			SUPPORT: GEAR GUARD MTG	EA		1					73	4						
3109		0		5310-261-7340	WASHER, LOCK: GEAR GUARD MTG	EA		23	*	*	*	*	73	3						
3110		0		5305-638-9082	SCREW, CAP, HEXAGON HEAD: GUARD SUPPORT MTG	EA		6	*	*	*	*	73	11						
3111	M	0			SPACER: GEAR GUARD MTG	EA		1					73	7						
3111A	P	0		4710-162-1036	MANUFACTURE FROM: PIPE, STEEL (3 1/2 IN. REQUIRED)	FT			SEE GRP 9501											
3112	M	0			SPACER: GEAR GUARD MTG	EA		1					73	10						
3112A	P	0		4710-162-1036	MANUFACTURE FROM: PIPE, STEEL (6 IN. REQUIRED)	FT			SEE GRP 9501											
3113	X2	0			GUARD ASSEMBLY: HOIST GEAR	EA		1					72							
3114	X2	0			GUARD: GEAR	EA		1					72	4						
3115		0		5306-010-9180	BOLT, MACHINE: GUARD MTG	EA		11	*	*	*	*	72	5						
3116		0		5306-263-4030	BOLT, MACHINE: GUARD MTG	EA		3	*	*	*	*	72	8						
3117	X2	0			HINGE: BUTT	EA		1												
3118		0		5310-022-0071	NUT, PLAIN, HEXAGON: GUARD MTG BOLT	EA		14	*	*	*	*	72	9						
3119		0		5310-261-7340	WASHER, LOCK: GUARD MTG BOLT	EA		14	*	*	*	*	72	6						
3123		0		4730-186-3024	BUSHING, PIPE: HOUSING TO LUBRICATION FITTING	EA		1	*	*	*	*	69	1						
3125		0		4730-187-7594	COUPLING, PIPE: NIPPLE TO LUBRICATION FITTING	EA		2	*	*	*	*	69	6						
3126		0		4730-246-9184	ELBOW, PIPE: NIPPLE TO NIPPLE	EA		1	*	*	*	*	69	4						
3127		0		4730-050-4208	FITTING, LUBRICATION: HOIST SHAFT BEARING	EA		2	*	*	*	*	69	2						
3132		0		4730-192-9503	NIPPLE, PIPE: ELBOW TO COUPLING	EA		1	*	*	*	*	69	5						
3133		0		4730-196-2067	NIPPLE, PIPE: HOUSING TO ELBOW	EA		1	*	*	*	*	69	3						
3155	X2	0		3815-374-2210	HOSE ASSEMBLY, RUBBER: COMPENSATOR TO DIPPER TRIP SUPPLY LINE	EA		1					78	7						
3156	X2	0		3810-887-8718	HOSE, LUBRICATION: PIVOT BEARING BRACKET	EA		1					74	3						
3157	X2	0		3810-887-8717	HOSE, PILOT BEARING	EA		1					74	11						
3158	X2	0			INVERTED NUT: SUPPLY LINE TO ADAPTER	EA		2					78	8						
3167		0		5306-214-2094	BOLT, BRAKE SHOE ADJUSTING	EA		2	*	*	*	*	66	16						
3170	P	0		2530-377-4542	BRAKE SHOE: JACKSHAFT CLUTCH (INCLUDES COMPONENTS OF BRAKE LINING KIT, STOCK No. 3810-808-9437)	EA		4	*	*	*	*	66							

LINE NO.	(1) SOURCE, MAINT. AND RECOV. CODE			(2) FEDERAL STOCK NUMBER	(3) DESCRIPTION	(4) UNIT OF ISSUE	(5) QTY INC IN UNIT PACK	(6) QTY INC IN UNIT	(7) 15 DAY ORG. MAINT. ALW.				(8) ILLUS- TRATION			
	(a) SOURCE	(b) MAINT.	(c) RECOV.										(a) FIG. NO.	(b) ITEM OR SYM. NO.		
									MANUFACTURER'S		(a) 1-5	(b) 6-20			(c) 21-50	(d) 51-100
									CODE	PART NUMBER						
3171	X1	0			BRAKE SHOE	EA		4					66	1		
3182	X1	0	4730-050-4208		FITTING, LUBRICATION: JACKSHAFT, L H BEARING	EA		1	*	*	*	*				
3183		0	4730-172-0031		FITTING, LUBRICATION: JACKSHAFT, RH BEARING	EA		1	*	*	*	*				
3197	X2	0			LEVER ASSEMBLY: JACKSHAFT CLUTCH, L H	EA		1					66	15		
3201	X2	0			LEVER ASSEMBLY: JACKSHAFT CLUTCH, RH	EA		1					66	15		
3206		0	5310-655-9662		NUT, PLAIN, HEXAGON: BRAKE ADJUSTING SCREW	EA		6	*	*	*	*	66	6		
3207		0	5310-042-6897		NUT, PLAIN, HEXAGON: BRAKE SHOE ADJUSTING SCREW	EA		2	*	*	*	*	66	17		
3209		0	5310-042-6096		NUT, PLAIN, HEXAGON: TENSION SPRING	EA		6	*	*	*	*	66	9		
3210		0	5310-022-0071		NUT, PLAIN, HEXAGON: TENSION SPRING STUD	EA		6	*	*	*	*	66	8		
3224		0	5305-022-3524		SCREW, CAP, HEXAGON HEAD: BRAKE SHOE AND LEVER MTG	EA		4	*	*	*	*	66	14		
3229		0	5305-489-9263		SETSCREW: BRAKE ADJUSTING	EA		6	*	*	*	*	66	7		
3234	X2	0	3810-305-9131		SLEEVE, ADJUSTING, BRAKE SHOE	EA		2					66	11		
3247	P	0	3810-425-7895		SPRING, HELICAL, EXTENSION: CLUTCH TENSION	EA		2	SEE GRP 9901				66	10		
3248	P	0	3810-425-7896		SPRING, HELICAL, EXTENSION: CLUTCH TENSION	EA		4	SEE GRP 9901				66	3		
3249		0	5307-164-2439		STUD: CLUTCH SPIDER	EA		6	*	*	*	*	66	5		
3250		0	5307-425-8040		STUD: CLUTCH TENSION SPRING	EA		2	*	*	*	*	66	4		
3252		0	5310-207-6090		WASHER, FLAT: BRAKE SHOE AND LEVER MOUNTING	EA		4	*	*	*	*	66	12		
3257		0	5310-013-1046		WASHER, LOCK: BRAKE SHOE AND LEVER MTG	EA		6	*	*	*	*	66	13		
3259	X2	0	2520-374-0653		YOKE, CLUTCH DRUM	EA		2					66	2		
3260	X2	0	2520-374-0652		YOKE, CLUTCH SHOE	EA		2					66	18		
3264	X2	0			LAGGING ASSEMBLY: CRANE (SAME AS LAGGING ASSEMBLY, STOCK No. (27315) 23J203F1 EXCEPT WHERE INDIVIDUAL COMPONENTS ARE ANNOTATED)	EA		1					67			
3265	X2	0			LAGGING ASSEMBLY: DIGGING DRUM	EA		1					68			
3266		0	5306-207-5730		BOLT, MACHINE: CLAMSHHELL DRAGLINE AND TRENCH HOE	EA		4	*	*	*	*	67	6		
3267	X2	0			LAGGING: CRANE (USED ON LAGGING ASSEMBLY, STOCK NO. (27315) 23J179F1 ONLY)	EA		1					67	9		
3268	X2	0			LAGGING: DIGGING DRUM (USED ON LAGGING ASSEMBLY STOCK No. (27315) 23J203F1 ONLY)	EA		1					67	9		
3269		0	5310-559-9184		NUT, PLAIN, HEXAGON: CLAMSHHELL DRAGLINE AND TRENCH HOE	EA		4	*	*	*	*	67	8		

LINE NO.	(1) SOURCE, MAINT. AND RECOV. CODE			(2) FEDERAL STOCK NUMBER	(3) DESCRIPTION	(4) UNIT OF ISSUE	(5) QTY INC IN UNIT PACK	(6) QTY INC IN UNIT	(7) 15 DAY ORG. MAINT. ALW.				(8) ILLUS- TRATION					
	(a) SOURCE	(b) MAINT.	(c) RECOV.						(a)	(b)	(c)	(d)	(a) FIG. NO.	(b) ITEM OR SYM. NO.				
															MANUFACTURER'S			
															CODE	PART NUMBER		
				1-5	6-20	21-50	51-100											
3270		0		5310-021-1574	WASHER, LOCK: DRAGLINE AND TRENCH HOE													
					27315 3615V013	EA		4	*	*	*	*	67			7		
3271	X2	0			LAGGING ASSEMBLY: MOIST DRUM (SAME AS LAGGING ASSEMBLY, STOCK No. (27315) 23J92F1 EXCEPT WHERE INDIVIDUAL COMPONENTS ARE ANNOTATED)													
					27315 23J176F1	EA		1					67					
3272	X2	0			LAGGING ASSEMBLY: TRENCH HOE													
					27315 23J192F1	EA		1					68					
3273		0		5306-011-9659	BOLT, MACHINE: LAGGING													
					27315 0610V175	EA		4	*	*	*	*	68					13
3274	X2	0			LAGGING: HOIST DRUM (USED ON LAGGING ASSEMBLY, STOCK No. (27315) 23J176F1 ONLY)													
					27315 23J176	EA		1					68					10
3275	X2	0			LAGGING: TRENCH HOE (USED ON LAGGING ASSEMBLY, STOCK NO. (27315) 23J192F1 ONLY)													
					27315 23J192	EA		1					68					10
3276		0		5310-559-9184	NUT, PLAIN, HEXAGON: LAGGING													
					27315 2045V007	EA		4	*	*	*	*	68					14
3277		0		5310-012-1574	WASHER, LOCK: TRENCH HOE LAGGING BOLT													
					27315 3615V013	EA		4	*	*	*	*	68					15
3278	X2	0			LEVER ASSEMBLY: DIPPER DOOR													
					27315 6P1148F1	EA		1										
3279		0		4730-186-3024	BUSHING, PIPE: DIPPER TRIP LEVER LUBRICATION FITTING													
					27315 2401V001	EA		1	*	*	*	*						
3280		0		4730-050-4208	FITTING, LUBRICATION: DIPPER TRIP LEVER													
					95879 1610BL	EA		1	*	*	*	*						
3281	X2	0			LEVER: TRIP													
					27315 6P1148	EA		1										
3282	X2	0			LEVER ASSEMBLY: DIPPER TRIP CLUTCH													
					27315 6P1396F1	EA		1					80					
3283	P	0		3810-288-1885	BEARING, SLEEVE: DIPPER TRIP LEVER													
					27315 5T17	EA		1	SEE GRP 9901				80					6
3284	X2	0			LEVER: DIPPER TRIP													
					27315 6P1396	EA		1					80					5
3285	X2	0			NIPPLE: LUBRICATION LINE													
					27315 2419V026	EA		2					74					4
3287		0		5310-042-6897	NUT, PLAIN, HEXAGON: BRAKE HAND BRACKET													
					27315 2061V008	EA		2	*	*	*	*	84					5
3288		0		5310-559-9184	NUT, PLAIN, HEXAGON: DIPPER TRIP BRACKET MTG SCREW													
					27315 2045V007	EA		5	*	*	*	*	78					32
3289		0		5310-584-7915	NUT, PLAIN, HEXAGON: DIPPER TRIP BRACKET SCREW													
					27315 2045V008	EA		4	*	*	*	*	78					16
3290		0		5310-022-0071	NUT, PLAIN, HEXAGON: DIPPER TRIP LEVER MTG SCREW													
					27315 2045V003	EA		5	*	*	*	*	80					25
3291		0		5310-012-4847	NUT, PLAIN, HEXAGON: DIPPER TRIP LEVER SETSCREW													
						EA		2	*	*	*	*						
3292		0		5310-021-9757	NUT, PLAIN, HEXAGON: DIPPER TRIP ROD CLEVIS													
					27315 2065V007	EA		1	*	*	*	*	78					43
3293		0		5310-655-9662	NUT, PLAIN, HEXAGON: DIPPER TRIP SPRING ANCHOR BOLT													
					27315 2061V005	EA		2	*	*	*	*	78					39
3294		0		5310-012-0376	NUT, PLAIN, HEXAGON: GUARD MTG													
					27315 2045V002	EA		1	*	*	*	*	72					1
3298		0		5310-017-2941	NUT, SLOTTED, HEXAGON: DIPPER TRIP CHAIN AND CABLE SHACKLE BOLT													
					27315 2029V008	EA		2	*	*	*	*	78					34
3299		0		5310-189-4400	NUT, SLOTTED, HEXAGON: SWING SHAFT DRIVE													
					60038 K10340	EA		2	*	*	*	*	65					4

LINE NO.	(1) SOURCE, MAINT. AND RECOV.			(2) FEDERAL STOCK NUMBER	(3) DESCRIPTION	(4) UNIT OF ISSUE	(5) QTY INC IN UNIT/PACK	(6) QTY INC IN UNIT	(7) 15 DAY ORG.				(8) ILLUS- TRATION			
	(a) SOURCE	(b) MAINT.	(c) RECOV.						MAINT. ALW.				(a) FIG. NO.	(b) ITEM OR SYM. NO.		
									MANUFACTURER'S CODE	PART NUMBER	(a) 1-5	(b) 6-20			(c) 21-50	(d) 51-100
3300		0		5315-754-1844	PIN: CABLE ANCHOR PIN AND SHEAVE PIN	27315	2201V065	EA		8	*	*	*	*	78	20
3301		0		5315-839-5822	PIN: DIPPER TRIP CLEVIS PIN	27312	2201V033	EA		2	*	*	*	*	78	4
3302		0		5315-010-3409	PIN, COTTER: DIPPER TRIP BRACKET HINGE PIN	27315	2201V067	EA		2	*	*	*	*	78	18
3303		0		5315-187-1811	PIN, COTTER: DIPPER TRIP CHAIN AND CABLE SHACKLE BOLT	27315	2201V0055	EA		2	*	*	*	*	78	35
3304		0		5315-010-3411	PIN, COTTER: DIPPER TRIP SHEAVE PIN			EA		22	*	*	*	*	78	9
3305		0		5315-187-1824	PIN, COTTER: LEVER HINGE PIN	27315	2201V086	EA		4	*	*	*	*	78	29
3306		0		5315-059-0238	PIN, COTTER: SWING SHAFT DRIVE SPROCKET	27315	2201V122	EA		2	*	*	*	*	65	3
3307		0		5315-059-0262	PIN, COTTER: TRIP LEVER HINGE PIN	27315	2201V1151	EA		2	*	*	*	*		
3308		0		5315-013-8081	PIN, STRAIGHT, HEADED: CLEVIS TO LEVER ASSEMBLY	27315	19T3650D9	EA		2	*	*	*	*	78	5
3309		0		5315-276-4460	PIN, STRAIGHT, HEADED: CLEVIS TO LEVER ASSEMBLY	27315	919T117F9	EA		2	*	*	*	*		
3310		0		5315-899-0191	PIN, STRAIGHT, HEADED: DIPPER TRIP BRACKET HINGE	27315	19F59D37	EA		1	*	*	*	*	78	19
3311		0		5315-899-2862	PIN, STRAIGHT, HEADLESS: CABLE ANCHOR	27315	19F54D10	EA		5	*	*	*	*	78	21
3312		0		5315-247-9899	PIN, STRAIGHT, HEADLESS: DIPPER TRIP PULLEY	27315	19F54D9	EA		1	*	*	*	*	78	25
3313		0		5315-893-8325	PIN, STRAIGHT, HEADLESS: DIPPER TRIP UPPER SHEAVE	27315	19T2732	EA		1	*	*	*	*	78	48
3314		0		5315-893-9650	PIN, STRAIGHT, HEADLESS: LEVER HINGE PIN TO BRACKET	27315	19F57D35	EA		1	*	*	*	*	78	30
3315		0		5315-893-6555	PIN, STRAIGHT, HEADLESS: TRIP LEVER	27315	19T2433	EA		1	*	*	*	*		
3316	X2	0			PLATE: HOSE ADAPTER	27315	18T3333	EA		1	SEE	GRP	9901	*	78	6
3318		0		4730-187-4200	PLUG: SHIFTER COLLAR	27315	2423V001	EA		3	*	*	*	*	74	10
3319	X2	0		3815-141-2271	PULLEY FLAT: DIPPER TRIP LOWER	27315	7P277F1	EA		1					78	
3320	X2	0		3815-585-3615	BEARING, SLEEVE: DIPPER TRIP PULLEY	70417	A1106-4	EA		1					78	47
3321	X2	0			SHEAVE: FLAT, DIPPER TRIP LOWER	27315	7P277	EA		1					78	27
3322	X2	0		3815-200-2025	PULLEY, GROOVE: DIPPER TRIP HINGED BRACKET	27315	7T1	EA		1					78	23
3323	X2	0		3815-204-0235	PULLEY, GROOVE: DIPPER TRIP, UPPER ROPE GUIDE	27315	7T87F1	EA		1					78	
3324	X2	0		3815-425-8102	BEARING, SLEEVE	27315	305H16C1	EA		1					78	10
3325	X2	0			SHEAVE: GROOVE, DIPPER TRIP UPPER	27315	7T87	EA		1					78	11
3326		0		4730-431-2964	REDUCER, TUBE: HOSE, DIPPER TRIP HOSE TO LINE	63477	FC2951	EA		1	*	*	*	*		
3327	X2	0		3815-802-6909	RETAINER, BEARING: DIPPER TRIP	27315	18P450	EA		1					80	28
3330	X2	0		5306-206-0378	ROD, THREADED END: DIPPER TRIP BRAKE ARM TO LEVER	27315	20T4723	EA		1					78	44
3331	X2	0			ROPE ASSEMBLY: DIPPER TRIP	27315	908T59	EA		1					79	6
3332	X2	0			CLAMP: WIRE ROPE	27315	30Z1D3	EA		3					79	3
3333	X2	0			THIMBLE: WIRE ROPE	27315	8T214	EA		2					79	5
3334	M	0			WIRE ROPE	27315	017704385-13	EA		1					79	4
3334A	P	0		4010-084-320	MANUFACTURE FROM: WIRE, ROPE, STEEL (13 FT REQUIRED)			FT			SEE	GRP	9501			

LINE NO.	(1) SOURCE, MAINT. AND RECOV. CODE			(2) FEDERAL STOCK NUMBER	(3) DESCRIPTION	(4) UNIT OF ISSUE	(5) QTY INC IN UNIT/PACK	(6) QTY INC IN UNIT	(7) 15 DAY ORG. MAINT. ALW.				(8) ILLUS- TRATION			
	(a) SOURCE	(b) MAINT.	(c) RECOV.						(a)	(b)	(c)	(d)	(a) FIG. NO.	(b) ITEM OR SYM. NO.		
															MANUFACTURER'S	
															CODE	PART NUMBER
3335	X2	0			SCREW: DIPPER TRIP BRACKET	EA		4					78	14		
3336		0	5305-616-3898		SCREW: DIPPER TRIP BRACKET MTG	EA		5	*	*	*	*	78	45		
3339		0	5305-270-7544		SCREW, CAB, HEXAGON HALD: DIPPER TRIP CHAIN AND CABLE SHACKLE	EA		2	*	*	*	*	78	38		
3340		0	5305-012-2408		SCREW, CAP, HEXAGON HEAD: DIPPER TRIP LEVER MTG	EA		1	*	*	*	*	80	1		
3341		0	5305-042-8763		SCREW, CAP, HEXAGON HEAD: DIPPER TRIP PULLEY BRACKET MTG	EA		2	*	*	*	*	78	24		
3342		0	5305-017-9921		SCREW, CAP, HEXAGON HEAD: DRUM TO STUD SHAFT	EA		5	*	*	*	*	80	20		
3345		0	5305-638-9082		SCREW, CAP, HEXAGON HEAD: GUARD MTG	EA		3	*	*	*	*	71	15		
3347		0	5305-527-4195		SCREW, CAP, HEXAGON HEAD: POWER TAKE-OFF SPROCKET SHAFT THRUST WASHER	EA		2	*	*	*	*	65	6		
3348		0	5305-013-3167		SCREW, MACHINE: DIPPER TRIP LEVER MTG	EA		5	*	*	*	*	80	37		
3349	X2	0			SEAL: OIL, INNER BEARING	EA		1					80	17		
3350		0	5305-011-4598		SETSCREW: DIPPER TRIP LEVER STOP	EA		2	*	*	*	*				
3351	X2	0	4030-425-8072		SHACKLE: DIPPER TRIP CABLE ANCHOR	EA		1	SEE	GRP	9901		78	36		
3352	X2	0			SHACKLE: DIPPER TRIP CHAIN	EA		1					78	3		
3353	X2	0			SHAFT ASSEMBLY: DIPPER TRIP	EA		1					80	19		
3354	X2	0	3815-374-0609		SHAFT, STRAIGHT: DIPPER TRIP	EA		1								
3362	X2	0	3810-975-8423		CLUTCH ASSEMBLY: LH (INCLUDES COMPONENTS OF BRAKE LINING KIT, STOCK No. 3810-808-943 )	EA		1					70			
3363		0	5306-214-2095		BOLT, BRAKE SHOE ADJUSTING: CLUTCH SHOE ADJUSTING	EA		2	*	*	*	*	70	30		
3364		0	5306-425-8047		BOLT, EYE: CLUTCH SHOE ADJUSTING SPRING	EA		6	*	*	*	*	70	17		
3367	X2	0			BRACKET: CLUTCH SHOE GUIDE	EA		2					70	25		
3368	X2	0			BRACKET: CLUTCH SHOE GUIDE	EA		4					70	19		
3369	X2	0	3810-679-5916		BUMPER, RUBBER: CLUTCH	EA		2					70	34		
3372	X2	0			LEVER ASSEMBLY: CLUTCH (USED ON CLUTCH ASSEMBLY, STOCK No. 3810-975-8423 ONLY)	EA		1					70	6		
3375	X2	0			LEVER ASSEMBLY: DRUM SHAFT CLUTCH (USED ON CLUTCH ASSEMBLY, STOCK No. 3810-975-8422 ONLY)	EA		1					70	6		
3382		0	5310-655-9743		NUT, PLAIN, HEXAGON: ADJUSTING BOLT	EA		2	*	*	*	*	70	31		
3383		0	5310-042-6898		NUT, FLAIN, HEXAGON: CLUTCH ADJUSTING PIN 2731)	EA		2	*	*	*	*	70	7		
3384		0	5310-042-6897		NUT, PLAIN, HEXAGON: CLUTCH LEVER PIN	EA		2	*	*	*	*	70	3		
3385		0	5310-543-5773		NUT, PLAIN, HEXAGON: CLUTCH SHOE ADJUSTING SCREW	EA		4	*	*	*	*	70	26		
3386		0	5310-022-0071		NUT, PLAIN, HEXAGON: CLUTCH SHOE ADJUSTING SPRING BOLT	EA		14	*	*	*	*	70	15		

LINE NO.	(1) SOURCE, MAINT. AND RECOV. CODE			(2) FEDERAL STOCK NUMBER	(3) DESCRIPTION	(4) UNIT OF ISSUE	(5) QTY INC IN UNIT/PACK	(6) QTY INC IN UNIT	(7) 15 DAY ORG. MAINT. ALW.				(8) ILLUS- TRATION					
	(a) SOURCE	(b) MAINT.	(c) RECOV.						(a)	(b)	(c)	(d)	(a)	(b)				
															MANUFACTURER'S		FIG.	ITEM OR
															CODE	PART NUMBER		
3387		0		5310-656-0391	NUT, PLAIN, HEXAGON: GUIDE BRACKET AT ACHING			4	*	*	*	*	70	23				
3388		0		5315-187-1811	PIN, COTTER: LEVER PIN	27315	2201V056	2	*	*	*	*	70	1				
3391		0		5315-273-8037	PIN, STRAIGHT, HEADLESS: LEVER	27315	19T2274	2	*	*	*	*	70	2				
3392	X2	0			PLATE: CLUTCH SHOE KEEPER	27315	18T4521	2					70	12				
3395		0		5305-524-4193	SCREW, CAP, HEXAGON HEAD: BUMPER BLOCK		0609V062	2	*	*	*	*	70	35				
3396		0		5305-022-3524	SCREW, CAP, HEXAGON HEAD: CLUTCH SIDE	27315	0626V129	2	*	*	*	*	70	10				
3397		0		5305-206-1972	SCREW, CAP, HEXAGON HEAD: CLUTCH SHOE ADJUSTING		20T4691	4	*	*	*	*	70	27				
3398		0		5305-812-4421	SCREW, CAP, HEXAGON HEAD: CLUTCH SHOE BRACKET	27315	0626V078	14	*	*	*	*	70	24				
3399		0		5305-812-4421	SCREW, CAP, HEXAGON HEAD: CLUTCH SHOE SPRING RETAINER	27315	0626V112	2	*	*	*	*						
3401		0		5305-022-3509	SCREW, CAP, HEXAGON HEAD: GUIDE BRACKET ATTACHING	27315	0626V111	2	*	*	*	*	70	28				
3402		0		5305-022-3513	SCREW, CAP, HEXAGON HEAD: GUIDE BRACKET ATTACHING	27315	0626V115	8	*	*	*	*	70	22				
3403	P	0		3810-374-0629	SHOE, CLUTCH BAND	27315	15N352F1	4	*	*	*	*	70					
3405	X2	0		3810-305-9132	SLEEVE: CLUTCH SHOE ADJUSTING	27315	18T4280	2					70	13				
3408	P	0		3810-425-7895	SPRING, HELICAL, EXTENSION: CLUTCH SHOE	27315	17T248	2	SEE	GRP	99D1		70	18				
3409	P	0		3810-425-7896	SPRING, HELICAL EXTENSION: CLUTCH SHOE	27315	17T201	4	SEE	GRP	9901		70	21				
3410	X2	0		5340-598-7063	SPRING, HELICAL, EXTENSION: CLUTCH SHOE		17T225	2					70	33				
3411	X2	0			STUD: CLUTCH SHOE SPRING	27315	20T3859	6					70	16				
3412	X2	0		3810-653-5651	TRUNNION, CLUTCH SHOE	27315	20T6402	2					70	29				
3413		0		5310-982-6584	WASHER: CLUTCH ADJUSTING PIN	27315	3612V010	2	*	*	*	*	70	9				
3414		0		5310-209-0715	WASHER, FLAT: CLUTCH LEVER PIN	27315	3612V009	2	*	*	*	*	70	5				
3415		0		5310-261-7340	WASHER, LOCK: BUMPER BLOCK ATTACHING		3616V009	2	*	*	*	*	70	4				
3416		0		5310-013-1047	WASHER, LOCK: CLUTCH ADJUSTING PIN	27315	3615V016	2	*	*	*	*	70	8				
3417		0		5310-013-1046	WASHER, LOCK: CLUTCH LEVER PIN	27315	3615V015		*	*	*	*	70	11				
3418		0		5310-584-5272	WASHER, LOCK: CLUTCH SHOE BRACKET			14	*	*	*	*	70	20				
3419		0		5310-012-1574	WASHER, LOCK: CLUTCH SHOE SPRING RETAINER SCREW		3615V013	4	*	*	*	*						
3420	X2	0		2520-374-0651	YOKE, CLUTCH SHOE	27315	20T4306	2					70	32				
3421	X2	0		3810-975-8422	CLUTCH ASSEMBLY: RH (SAME AS CLUTCH ASSEMBLY, STOCK No. 3810-975-8423 EXCEPT WHERE INDIVIDUAL COMPONENTS ARE ANNOTATED)	27315	6655-30-19-1	1					70					
3423		0		4730-187-7595	COUPLING, PIPE: NIPPLE TO LUBRICATION FITTING BUSHING HOIST DRUM SHAFT	27315	2408V002	1					67	14				



LINE NO.	(1) SOURCE, MAINT. AND RECOV.			(2) FEDERAL STOCK NUMBER	(3) DESCRIPTION	(4) UNIT OF ISSUE	(5) QTY INC IN UNIT PACK	(6) QTY INC IN UNIT	(7) 15 DAY ORG.				(8) ILLUS- TRATION	
	(a) SOURCE	(b) MAINT.	(c) RECOV.						MAINT. ALW.				(a) FIG. NO.	(b) ITEM OR SYM. NO.
									1-5	6-20	21-50	51-100		
3425		0		4730-050-4208	FITTING, LUBRICATION: DRUM SHAFT ASSEMBLY AND MAIN SHAFT			8	*	*	*	*	67	15
3431		0		4730-289-1108	NIPPLE PIPE: HOIST DRUM SHAFT BEARING RETAINER	95879 1610BL		1	*	*	*	*	68	12
3433		0		5310-208-4370	NUT, SLEEVE: HOIST DRUM LAGGING SCREW ASSEMBLY	27315 2450V044		4	*	*	*	*	68	9
3465		0		4730-186-3024	BUSHING, PIPE: LUBRICATION FITTING	27315 2401V001		2	*	*	*	*	67	16
3466		0		4730-187-7595	COUPLING, PIPE: NIPPLE TO BUSHING	27315 2408V002		2	*	*	*	*	67	14
3467		0		4730-149-3915	ELBOW, PIPE: NIPPLE TO NIPPLE	27315 2414V017		2	*	*	*	*	67	12
3468		0		4730-050-4208	FITTING, LUBRICATION: DRUM SPIDER	95879 1610BL		2	*	*	*	*	67	15
3469		0		4730-253-6340	NIPPLE: ELBOW TO BUSHING (USED WITH SPIDER ASSEMBLY, STOCK No. (27315) 23J3051 ONLY)	27315 2419V049		1	*	*	*	*	67	13
3470		0		4730-196-2098	NIPPLE, PIPE: ELBOW TO BUSHING (USED WITH SPIDER ASSEMBLY, STOCK No. (27315) 23J305F1 ONLY)	27315 2419V056		1	*	*	*	*	67	13
3471		0		4730-186-0397	NIPPLE, PIPE: ELBOW TO SPIDER (USED WITH SPIDER ASSEMBLY, STOCK No. (27315) 23J30F1 ONLY)	27315 2419V046		1	*	*	*	*	67	11
3472		0		4730-188-1854	NIPPLE, PIPE: ELBOW TO SPIDER (USED WITH SPIDER ASSEMBLY, STOCK No. (27315) 23J306F1 ONLY)	27315 2419V038		1	*	*	*	*	67	11
3478		0			BRACE: LUBRICATION PIPE	27315 29T1474		1	*	*	*	*	68	6
3479		0		4730-186-3024	BUSHING, PIPE: COUPLING TO BUSHING	27315 2401V001		1	*	*	*	*		
3480		0		4730-187-7595	COUPLING, PIPE: NIPPLE TO BUSHING	27315 2408V002		1	*	*	*	*	68	8
3481		0		4730-246-9185	ELBOW: NIPPLE TO NIPPLE	27315 2414V001		1	*	*	*	*	68	3
3482		0		4730-249-3915	ELBOW, PIPE: NIPPLE TO NIPPLE	27315 2414V017		1	*	*	*	*	68	5
3483		0		4730-000-4208	FITTING, LUBRICATION	95879 1610BL		1	*	*	*	*	68	1
3484		0		4730-192-9506	NIPPLE, PIPE: ELBOW TO COUPLING	27315 2419V047		1	*	*	*	*	68	7
3485		0		4730-196-2098	NIPPLE, PIPE: ELBOW TO ELBOW	27315 2419V056		1	*	*	*	*	68	4
3486		0		4730-188-1854	NIPPLE, PIPE: SPIDER TO ELBOW	27315 2419V038		1	*	*	*	*	68	2
3493	P	0		4730-125-2999	WEDGE, WIRE ROPE: SOCKET, HOIST DRUM LAGGING	27315 8T87		1	SEE	GRP	9901		67	10
3498		0		4730-050-4208	FITTING, LUBRICATION: SWING AND PROPEL IDLER SHAFT	95879 1610BL		1	*	*	*	*		
3511		0		4730-186-3024	BUSHING, PIPE: INTERMEDIATE SWING SHAFT	27315 2401V00L		1	*	*	*	*	75	4
3513		0		4730-050-4208	FITTING, LUBRICATION: BEARING RETAINER	95879 1610BL		1	*	*	*	*	75	3
3522		0		4760-290-6228	PIN, COTTER: LOCK PIN RETAINING	27315 2201V017		1	*	*	*	*	75	2
3523		0		4730-272-6803	PIN, STRAIGHT, HEADED: BEARING RETAINER LOCK	27315 19T2508		1	*	*	*	*	75	1
3530		0		4730-050-4208	FITTING, LUBRICATION: SUPPORT PLATE LUBRICATION	95879 1610BLE		1	*	*	*	*	74	1

LINE NO.	(1) SOURCE, MAINT. AND RECOV.			(2) FEDERAL STOCK NUMBER	(3) DESCRIPTION	(4) UNIT OF ISSUE	(5) QTY INC IN UNIT PACK	(6) QTY INC IN UNIT	(7) 15 DAY ORG. MAINT. ALW.				(8) ILLUS- TRATION	
	(a) SOURCE	(b) MAINT.	(c) RECOV.										(a) FIG. NO.	(b) ITEM OR SYM. NO.
									MANUFACTURER'S					
									CODE	PART NUMBER	(a) 1-5	(b) 6-20		
3532	M	0			LINE ASSEMBLY: SWING SHAFT BEARING MANUFACTURE FROM: 27315 18T4548	EA		1					74	9
3532A		0	4730-013-7398		INVERTED NUT 79470 105X5	EA		2	*	*	*	*		
35328	P	0	4710-277-5526		TUBE, COPPER (8 3/4 IN. REQUIRED)	FT			SEE	GRP	9501			
3533	X2	0			PLATE: LUBRICATION LINE SUPPORT 27315 29T1663	EA		1					74	7
3534	X2	0			SLEEVE ASSEMBLY: STUB SHAFT BOOSTER 27315 18T3352F1	EA		1					80	36
3550	X2	0	3810-661-6618		BEARING, SLEEVE 27315 5T1642	EA		1					80	27
3551	P	0	3810-619-7166		SPRING, HELICAL, COMPRESSION: PLANETARY BRAKE ADJUSTING ROD 27315 17H296	EA		6	*	*	2	2	84	7
3552	X2	0	3815-597-4867		SPRING, HELICAL, EXTENSION: DIPPER TRIP LEVER RETURN 27315 17T216	EA		1					78	33
3553	X2	0			SPROCKET: POWER TAKE-OFF DRIVE 27315 4P482	EA		1					65	9
3554	X2	0			SPROCKET: SWING SHAFT 27315 4N109	EA		1					65	2
3555	X2	0			SPROCKET WHEEL ASSEMBLY: DIGGING DRUM 27315 4J34F1	EA		1					67	
3556	X2	0			BOLT 27315 20T4447D7	EA		2					67	17
3557		0	5310-022-0089		NUT, PLAIN, HEXAGON 27315 2029V011	EA		2	*	*	*	*	67	5
3558		0	5315-013-7273		PIN, COTTER 27315 2201V072	EA		4	*	*	*	*	67	4
3559	X2	0			SPROCKET WHEEL 27315 4J34	EA		1					67	2
3560		0	5310-013-1049		WASHER, LOCK 27315 3615V018	EA		2	*	*	*	*	67	3
3564	X2	0	5340-254-2884		STRAP, RETAINING: TUBE ANCHOR	EA		2						
3565	X2	0	2910-374-8124		SWIVEL, HOSE TO TUBE: LUBRICATION LINE 79470 A4125	EA		4					74	6
3566	M	0			TUBE: DIPPER TRIP TO COMPENSATOR 27315 22043004-1	EA		1						
3567	P	0	4710-202-8396		MANUFACTURE FROM: TUBE, COPPER (14 FT REQUIRED)	FT			SEE	GRP	9501			
3568		0	5310-627-6123		WASHER: DIPPER TRIP LEVER MTG SCREW 27315 18H4144D16	EA		5	*	*	*	*	80	4
3570	X2	0			WASHER: THRUST, SPROCKET SHAFT 27315 18T6313	EA		1					65	8
3571		0	5310-274-4622		WASHER, FLAT: DIPPER TRIP LEVER TO STUD SHAFT 27315 18T1539	EA		1	*	*	*	*	80	3
3572		0	5310-209-0715		WASHER, FLAT: DIPPER TRIP PUL.EY PIN 27315 3612V009	EA		5	*	*	*	*	78	26
3573		0	5310-262-4699		WASHER, FLAT: JACKSHAFT SPROCKET 60038 K10337	EA		2	*	*	*	*	65	5
3574		0	5310-044-6221		WASHER, FLAT: PLANETARY BRAKE ADJUSTING ROD	EA		2	*	*	*	*	84	8
3575		0	5310-017-2762		WASHER, FLAT: TRIP LEVER HINGE PIN 27315 3712V019	EA		2	*	*	*	*		
3579		0	5310-012-1574		WASHER, LOCK: DIPPER TRIP BRACKET MTG SCREW AND DRUM TO STUD SHAFT SCREW 27315 3615V013	EA		10	*	*	*	*	78	40
3580		0	5310-010-3326		WASHER, LOCK: DIPPER TRIP BRACKET SCREW, PULLEY BRACKET AND SPRING ANCHOR BOLT 27315 3615V015	EA		8	*	*	*	*	78	7
3581		0	5310-261-7340		WASHER, LOCK: DIPPER TRIP LEVER MTG SCREW 27315 3616V009	EA		5	*	*	*	*	80	26
3582		0	5310-584-5272		WASHER, LOCK: DIPPER TRIP LEVER MTG SCREW	EA		1	*	*	*	*	80	2
3583		0	5310-261-7340		WASHER, LOCK: GUARD MTG 27315 3616V009	EA		3	*	*	*	*	71	14
3538		0	5310-012-0214		WASHER, LOCK: HOIST GEAR GUARD CLIP ATTACHING BOLT 27315 3616V008	EA		1	*	*	*	*	72	2

LINE NO.	(1) SOURCE, MAINT. AND RECOV. CODE			(2) FEDERAL STOCK NUMBER	(3) DESCRIPTION	(4) UNIT OF ISSUE	(5) QTY INC IN UNIT PACK	(6) QTY INC IN UNIT	(7) 15 DAY ORG. MAINT. ALW.				(8) ILLUS- TRATION			
	(a) SOURCE	(b) MAINT.	(c) RECOV.						(a)	(b)	(c)	(d)	(a)	(b)		
															MANUFACTURER'S	
															CODE	PART NUMBER
3587	P	0		4030-374-0680	WEDGE, WIRE ROPE: SOCKET, HOIST, TRENCH HOE AND DIGGING DRUM LAGGING ASSEMBLY											
					27315 8T90	EA	2	SEE	GRP	9901		68	11			
3590	M	0			WIRE: THRUST WASHER SCREW LOCKING MANUFACTURE FROM:							65	7			
					27315 10-100J1620	EA	1									
3591	P	0		9505-596-1620	WIRE, STEEL (9 IN. REQUIRED)			SEE	GRP	9501		78				
3592	X2	0			YOKE: ADJUSTING, DIPPER TRIP		1									
3593	P	0		3810-288-1885	BEARING, SLEEVE: DIPPER TRIP LEVER		1	SEE	GRP	9901		78	41			
3594	X2	0			LEVER: DIPPER TRIP		1					78	31			
					27315 6P1117	EA										
3595					7419 - TURNTABLE											
3613	X2	0			SWING LOCK ASSEMBLY: CRANE		1					77				
					27315 L855-155-1	EA										
3614	X2	0			BAR: LATCH, SWING LOCK		1					77	10			
					27315 6T1739	EA										
3615	X1	0			BRACKET: SWING LOCK CONTRO MTG (WELDMENT)		1									
					27315 16N676F1	EA										
3616	X2	0			QUADRANT: SWING LOCK		1					77	18			
					27315 29T1777	EA										
3617	X2	0			GRIP: HANDLE							77	1			
					27315 6Z89	EA										
3618	X2	0			LEVER: LATCH		1					77	2			
					27315 6T1064	EA										
3619	X2	0			LEVER: OPERATING		1					77	22			
					27315 6N92	EA										
3620	X2	0		3815-980-8955	LOCK, SWING		1					77	15			
					27315 29N348	EA										
3621		0		5310-297-3249	NUT, PLAIN, HEXAGON: QUADRANT MTG. SCREW		2	*	*	*	*	77	13			
					27315 2045V004	EA										
3622	X2	0			PIN: SWING LOCK BRACKET		1					77	20			
					27315 19F66D34	EA										
3623		0		5315-297-2444	PIN, COTTER: SWING LOCK AT ACHING		2	*	*	*	*	77	17			
					27315 2201V083	EA										
3624		0		5315-013-7323	PIN, COTTER: SWING LOCK BRACKET PIN		2	*	*	*	*	77	21			
					27315 2201V104	EA										
3625		0		5315-013-7228	PIN, COTTER: SWING LOCK LATCH BAR		1	*	*	*	*	77	7			
					27315 2201V049	EA										
3626		0		5315-290-6228	PIN, COTTER: SWING LOCK LEVER ATTACHING PIN		4	*	*	*	*	77	3			
					27315 2201V017	EA										
3627		0		5315-276-5079	PIN, STRAIGHT, HEADLESS: SWING LOCK LEVER ATTACHING		2	*	*	*	*	77	4			
					27315 19T164	EA										
3628	X2	0			PIN, SWING LOCK							77	16			
					27315 19F57D6	EA										
3629		0		5305-021-6824	SCREW, CAP, HEXAGON HEAD: QUADRANT MOUNTING		2	*	*	*	*	77	19			
					27315 0609V089	EA										
3630	X1			3810-976-2967	SHIM: SWING LOCK GUIDE BRACKET TO REVOLVING FRAME (WELDMEN)		3									
					27315 16-100J1605	EA										
3631	X2	0		5340-425-7903	SPRING, HELICAL, EXTENSION: LATCH BAR		1					77	6			
					27315 17T5	EA										
3632	X2	0			WASHER: CHAIN TO LATCH BAR		1					77	9			
					27315 3612V001	EA										
3633		0		5310-194-0743	WASHER, LOCK: QUADRANT MTG SCREW		2	*	*	*	*	77	14			
					27315 3615V010	EA										
3634		0		5310-209-0710	WASHER, FLAT: SWING LOCK LA-CH BAR SPRING PIN		1	*	*	*	*	77	5			
3635	X2	0			WEDGE: SWING LOCK LEVER		1					77	12			
					27315 70T14	EA										
3636	X2	0			CHAIN: SASH (2 IN. LG)		1					77	8			
					27315 70T14-2	EA										

LINE NO.	(1) SOURCE, MAINT. AND RECOV. CODE			(2) FEDERAL STOCK NUMBER	(3) DESCRIPTION	(4) UNIT OF ISSUE	(5) QTY INC IN UNIT PACK	(6) QTY INC IN UNIT	(7) 15 DAY ORG. MAINT. ALW.				(8) ILLUS- TRATION							
	(a) SOURCE	(b) MAINT.	(c) RECOV.						(a)	(b)	(c)	(d)	(a)	(b)						
															15 DAY ORG. MAINT. ALW.				(a) FIG. NO.	(b) ITEM OR SYM. NO.
															1-5	6-20	21-50	51-100		
MANUFACTURER'S CODE		PART NUMBER																		
3637 3638		0		5315-191-0062	PIN, COTTER: CHAIN ANCHOR TO WEDGE 7420 - MACHINERY GEAR CASE OR FRAME	27315	2201V067	EA		2	*	*	*	*	77	11				
3641	X2	0			COVER: INSPECTION	27315	14T446	EA		1					61	10				
3642	X2	0		2520-272-7965	BREATHER: CENTER BEARING COVER	27315	46Z4	EA		1					61	9				
3643	X2	0		5330-585-5634	FELT, MECHANICAL PREFORMED: INSPECTION COVER	27315	3-14T446	EA		1					61	7				
3548		0		5305-293-1433	THUMBSCREW: CENTER BEARING COVER	27315	20H1687D10	EA		6	*	*	*	*	61	8				
3658		0		4730-263-3124	PLUG, PIPE: OIL PAN	27315	2423005	EA		1	*	*	*	*						
3659		0		4730-289-5944	PLUG, PIPE: OIL PAN	27315	2423V008	EA		1	*	*	*	*						
3662	X2	0			RING: CHAIN HOUSING	27315	18T6235	EA		1					61	17				
3663	X2	0			RING: CHAIN HOUSING	27315	18T6237	EA		1					61	13				
3634		0		5305-043-2746	SCREW, CAP, HEXAGON HEAD: CHAIN HOUSING RING	27315	20T5462D8	EA		12	*	*	*	*	61	15				
3665	M	0			WIRE, TIE: STEEL	27315	017904015-24	EA		1					61	14				
3665A 3666	P	0		9505-596-1621	MANUFACTURE FROM: WIRE, STEEL (18 FT REQUIRED) 7421 -INDEPENDENT OR PRECISION BOOM HOIST			RL			SEE	GRP	9501							
3668	X2	0			BRAKE ASSEMBLY: BOOM HOIST	27315	L655-35-1	EA		1					81					
3669	X2	0		3810-214-2092	ADJUSTER, BRAKE BAND	27315	20T3825	EA		1					81	12				
3670		0		5306-019-1850	BOLT, MACHINE: BRAKE BAND AND CONNECTION	27315	0610V072	EA		2	*	*	*	*	81	26				
3671	X2	0		3810-640-3843	BRAKE BAND ASSEMBLY: BOOM HOIST (INCLUDES COMPONENTS OF BRAKE LINING KIT, STOCK NO. 3810-808-9438)	27315	L655-39-7	EA		1					81	22				
3672	X2	0			LEVER: HYDRAULIC BRAKE	27315	15T743	EA		4					81	1				
3673	X2	0		3810-352-4790	LINK, CONNECTING, RIGHT: PLANETARY BRAKE	27315	11T728	EA		4					81	20				
3674		0		5905-975-4328	NUT: BRAKE BAND AND CONNECTION MTG	27315	2065V007	EA		2	*	*	*	*	81	13				
3675		0		5310-012-0371	NUT, PLAIN, HEXAGON HEAD: BRAKE BAND AND CONNECTION MTG	27315	2049V005	EA		2	*	*	*	*	81	25				
3675		0		5310-012-1358	NUT, PLAIN, HEXAGON HEAD: BRAKE BAND AND CONNECTION MTG	27315	2049V007	EA		1	*	*	*	*	81	14				
3677		0		5310-022-0071	NUT, PLAIN, HEXAGON HEAD: BRAKE BAND AND CONNECTION MTG	27315	2045V003	EA		2	*	*	*	*	81	30				
3678		0		5315-013-7228	PIN, COTTER: LINK ATTACHING	27315	2201V051	EA		4	*	*	*	*	81	17				
3679		0		5315-187-1811	PIN, COTTER: LINK ATTACHING	27315	2201V055	EA		4	*	*	*	*	81	23				
3680		0		5315-297-2444	PIN, COTTER: LINK MTG	27315	2201V083	EA		4	*	*	*	*	81	18				
3681		0		5315-025-3008	PIN, GROOVED, HEADLESS	27315	19T2241	EA		4	*	*	*	*	81	16				

LINE NO.	(1) SOURCE, MAINT. AND RECOV. CODE			(2) FEDERAL STOCK NUMBER	(3) DESCRIPTION	(4) UNIT OF ISSUE	(5) QTY INC IN UNIT PACK	(6) QTY INC IN UNIT	(7) 15 DAY ORG. MAINT. ALW.				(8) ILLUS- TRATION			
	(a) SOURCE	(b) MAINT.	(c) RECOV.						(a)	(b)	(c)	(d)	FIG. NO.	(b) ITEM OR SYM. NO.		
															MANUFACTURER'S	
															CODE	PART NUMBER
3682		0		5315-425-7965	PIN, STRAIGHT, HEADLESS: LINK MTG			2	*	*	*		81	19		
3683	X2	0		3810-352-4807	PLATE: BOOM HOIST BRAKE CYLINDER			2		SEE	GRP	9901	81	28		
3684	X2	0		3810-164-2556	PLATE, END			2					81	8		
3685		0		5305-292-6429	SCREW, CAP, HEXAGON HEAD: BRAKE BAND AND CONNECTION MTG.			1	*	*	*	*	81	3		
3686	X2	0		3810-425-7943	SEAT, BOOM HOIST			1					81	11		
3688	X2	0		3810-374-0644	SEAT, SPRING, LEVER BOLT			1					81	7		
3688	X2	0			SPACER: PIPE (2 IN. DIA X 2 IN. LG)			1					81	21		
3689	X2	0			SPACER: WHEEL CYLINDER END PLATE			1					81	9		
3690	P	0		3810-209-8659	SPRING, HELICAL, COMPRESSION			2		SEE	GRP	9901	81	6		
3691	X2	0		5340-425-7889	SPRING, HELICAL, COMPRESSION			1					81	10		
3692		0		5307-164-9078	STUD, LEVER			2	*	*	*	*	81	2		
3693	X2	0		3810-164-8493	THIMBLE: WHEEL CYLINDER END PLATE			2					81	27		
3694	X2	0		3810-374-0642	TRUNNION, BRAKE PISTON LEVER			2					81	24		
3695	X2	0		3815-374-0643	TRUNNION, LEVER SEPARATOR: BRAKE LEVER			1					81	4		
3696	X2	0		3810-374-0641	TRUNNION, LOWER LEVER: BRAKE LEVER			1					81	15		
3697	X2	0		3810-374-0640	TRUNNION, UPPER LEVER: BOOM HOIST BRAKE			2					81	5		
3698		0		5310-261-7340	WASHER, LOCK: BRAKE BAND AND CONNECTION MTG.			2	*	*	*	*	81	29		
3699	X2	0		3810-653-5650	BRAKE BAND ASSEMBLY: PLANETARY BOOM HOIST (INCLUDES COMPONENTS OF KIT, STOCK No. (27315) L1015T5-2)			1					81	22		
3707	X2	0		4730-050-4208	FITTING, LUBRICATION: BOOM HOIST			1					67	15		
3712		0		4730-050-4208	FITTING, LUBRICATION: PLANETARY PINION SHAFT			1	*	*	*	*	67	15		
3723		0		5315-298-1499	PIN: PAWL ATTACHING PIN			1	*	*	*	*	67	16		
3736		0		4730-186-3024	BUSHING, PIPE: PIPE, SPIDER			1	*	*	*	*	67	15		
3737		0		4730-050-4208	FITTING, LUBRICATION: SPIDER			1	*	*	*	*	67	9		
3739		0		5310-012-0389	WASHER, FLAT: PAWL ATTACHING PIN			1	*	*	*	*	82	1		
3741	X2	0		4030-126-4316	WEDGE, WIRE ROPE SOCKET: CABLE ANCHOR			1		SEE	GRP	9901	67			
3742					7422 - MACHINERY MECHANISM CONTROLS											
3743	X2	0		3810-066-2443	BEARING, SLEEVE: PLANETARY BRAKE OUTBOARD BEARING			1								
3744	X2	0			BOLT: MACHINE, ADJUSTING			2								
3745	X2	0			BOLT: MACHINE, OUTBOARD BEARING MTG			4								
3746		0		5306-281-6447	BOLT, EYE: SPRING ANCHOR			1	*	*	*	*	76	15		
3747		0		5306-352-4820	BOLT, LEVER, AUXILIARY: AUXILIARY HOIST LEVER			2	*	*	*	*	85	29		
3748	X2	0			BRACKET: BRAKE MTG			1								
3749	X2	0			BRACKET: BRAKE MTG			1					84	22		

LINE NO.	(1) SOURCE, MAINT. AND RECOV. CODE			(2) FEDERAL STOCK NUMBER	(3) DESCRIPTION	(4) UNIT OF ISSUE	(5) QTY INC IN UNIT PACK	(6) QTY INC IN UNIT	(7) 15 DAY ORG. MAINT. ALW.				(8) ILLUS- TRATION					
	(a) SOURCE	(b) MAINT.	(c) RECOV.						(a)	(b)	(c)	(d)	FIG. NO.	(b) ITEM OR SYM. NO.				
															MANUFACTURER'S			
															CODE	PART NUMBER	1-5	6-20
3750	X2	0			BRACKET: BRAKE MTG	EA		3					84	1				
3751	X2	0			BRACKET: PLANETARY BRAKE BAND MTG	EA		1					84	4				
3752	X2	0			BRAKE ASSEMBLY: HYDRAULIC	EA		1					83					
3753	X2	0		2530-391-4341	CYLINDER ASSEMBLY: BRAKE WHEEL	EA		1	SEE	GRP	4307							
3754	X2	0			LEVER ASSEMBLY: HYDRAULIC WHEEL CYLINDER	EA		1	SEE	GRP	9901		83	5				
3755	X2	0			LEVER: HYDRAULIC WHEEL CYLINDER	EA		2					83	13				
3756		0		5320-010-7563	RIVET, SOLID: TRUNNION	EA		2				*	83	18				
3757	X2	0			SPACER: BRAKE LEVER	EA		2	SEE	GRP	9901		83	12				
3758	X2	0			TRUNNION: TAPPED HOLE BRAKE LEVER	EA		1					83	21				
3759	X2	0		3810-897-9033	TRUNNION, HYDRAULIC: BRAKE LEVER	EA		1	SEE	GRP	9901		83	19				
3760	X2	0			LEVER ASSEMBLY: HYDRAULIC WHEEL CYLINDER	EA		1					83	5				
3761	X2	0			LEVER: WHEEL CYLINDER	EA		2					83	13				
3762		0		5320-010-7563	RIVET, SOLID: TRUNNION	EA		2	*	*	*	*	83	1				
3763	X2	0			SPACER: BRAKE LEVER	EA		2	SEE	GRP	9901		83	12				
3764	X2	0			SPIDER: BRAKE PISTON LEVER	EA							83	20				
3765	X2	0		3810-897-9033	TRUNNION, HYDRAULIC: BRAKE PISTON LEVER	EA		1	SEE	GRP	9901		83	19				
3766		0		5310-012-0371	NUT, PLAIN, HEXAGON: ADJUSTING SCREW LOCK	EA		2	*	*	*	*	83	3				
3767		0		5310-012-1358	NUT, PLAIN, HEXAGON: BRAKE CONTROL ATTACHING SCREW	EA		1	*	*	*	*	83	17				
3768		0		5305-292-6429	SCREW, CAP, HEXAGON HEAD: BRAKE CONTROL ATTACHING	EA		1	*	*	*	*	83	2				
3769	X2	0			SPACER: WHEEL CYLINDER	EA		1	SEE	GRP	9901		83	25				
3770	X2	0			SPACER: WHEEL CYLINDER	EA		2										
3771	P	0		3810-209-8659	SPRING, HELICAL, COMPRESSION	EA		2	SEE	GRP	9901		83	22				
3772	P	0		3810-598-7056	SPRING, HELICAL, EXTENSION	EA		1	SEE	GRP	9901		83	7				
3773		0		5307-164-9079	STUD: LEVER	EA		2	*	*	*	*	83	4				
3774	X2	0		3810-164-8492	THIMBLE: WHEEL CYLINDER END PLATE	EA		2					83	11				
3775	X2	0			BRAKE ASSEMBLY: HYDRAULIC OPERATING MECHANISM	EA		1										
3776	X2	0			LEVER ASSEMBLY: AUXILIARY HOIST AND DIGGING DRUM CLUTCH	EA		2					85	3				
3777	X2	0			LEVER: BRAKE	EA		4										
3778		0		5320-010-5205	RIVET: TRUNNION MTG.	EA		2	*	*	*	*	83	18				
3779	X2	0			SPACER: BRAKE LEVER	EA		2	SEE	GRP	9901		83	12				
3780	X2	0			SPIDER: BRAKE LEVER	EA		2					83	20				
3781	X2	0		3810-897-9033	TRUNNION, HYDRAULIC: BRAKE LEVER	EA		2	SEE	GRP	9901		83	19				
3782	X2	0			LEVER ASSEMBLY: AUXILIARY HOIST AND DIGGING DRUM CLUTCH	EA		2					85	10				
3783	X2	0			BOLT: MACHINE CYLINDER ATTACHING	EA		4					85	4				
3784	X2	0		2530-463-7814	CYLINDER ASSEMBLY: AUXILIARY CLUTCHES	EA		2	SEE	GRP	4307							
3785		0		5310-022-0071	NUT, PLAIN, HEXAGON: CYLINDER ASSEMBLY ATTACHING BOLT	EA		4	*	*	*	*	85	8				

LINE NO.	(1) SOURCE, MAINT. AND RECOV.			(2) FEDERAL STOCK NUMBER	(3) DESCRIPTION	(4) UNIT OF ISSUE	(5) QTY INC IN UNIT PACK	(6) QTY INC IN UNIT	(7) 15 DAY ORG.				(8) ILLUS- TRATION			
	(a) SOURCE	(b) MAINT.	(c) RECOV.						MAINT. ALW.				(a) FIG. NO.	(b) ITEM OR SYM. NO.		
									(a)	(b)	(c)	(d)				
															1-5	6-20
MANUFACTURER'S CODE		PART NUMBER														
3786	X2			3810-164-8496	PLATE, CENTERING	27315	18T3296C1	EA		4				85	6	
3787	X2	0		2530-164-9071	PLATE, END, CYLINDER	27315	18T3230	EA		4				85	5	
3788		0		5310-343-2705	WASHER, LOCK: CYLINDER ASSEMBLY ATTACHING BOLT	27315	3616V009	EA		4	*	*	*	*	85	7
3789	X2	0		5340-690-0275	CLEVIS, ROD END: FLEXIBLE CONTROL ATTACHING	27315	6T1116	EA		1				85	8	
3790	X2	0			CLIP: RETAINING, FLEXIBLE CONTROL CABLE	27315	32T281	EA		1				82	5	
3794	X2	0		3810-294-5211	CONNECTING LINK, RIGID: LEVER TO LINK	27315	6T1350	EA		2				76	23	
3795	X2				LINK: CONNECTING, LEVER TO LINK	27315	6T1622	EA		1						
3796	X2	0		3810-288-3502	CONNECTING LINK, RIGID: ROD CONNECTING	27315	6T1069	EA		2				76	7	
3797	X2	0		5340-209-7204	CONNECTOR, ROD END: ANCHOR PIN LOCK	27315	20T1149	EA		4				84	19	
3798	X2	0			CONTROL: FLEXIBLE, BOOM HOIST LOCKING PAWL	27315	6T1489D2	EA		1				82	1	
	X2	0			LEVER: OPERATING LEVER	27315	6P1150F1	EA		1				76		
3906	X2	0		3810-661	BEARING, SLEEVE	27315	5T2118	EA		1				76	25	
3801	X1				LEVER	27315	6P1150	EA		1				76	22	
3802	X2	0			LEVER ASSEMBLY: BRAKE (SAME AS LEVER ASSEMBLY, STOCK NO. (27315) L255-131-7, EXCEPT WHERE INDIVIDUAL COMPONENTS ARE ANNOTATED)	27315	L255-131-2	EA		1				83		
3803	X2	0			LEVER ASSEMBLY: BRAKE	27315	L255-131-7	EA		1				83	5	
3804	X1				LEVER: HYDRAULIC WHEEL CYLINDER	27315	6P757	EA		4				83	13	
3806	X1			5320-010-5205	RIVET, SOLID: LEVER MTG	27315	2513V121	EA		4				83	18	
3806	X1				SPACER: BRAKE LEVER	27315	18T3224	EA		4				83	12	
3807	X1				SPIDER: BRAKE PISTON LEVER (USED ON LEVER ASSEMBLY STOCK NO. (27315) L255-131-7 ONLY)	27315	18T3606	EA		1				83	20	
3808	X1				TRUNNION: TAPPED HOLE (USED ON LEVER ASSEMBLY, STOCK NO. (27315) L255-131-2 ONLY)	27315	18T3606C1	EA		1				83	21	
3809	X1			3810-897-9033	TRUNNION, HYDRAULIC: BRAKE LEVER	27315	18T3227	EA		2				83	19	
3810	X2	0			LEVER ASSEMBLY: SWING AND PROPEL CLUTCH	27315	L655-10-7	EA		1				86		
3811	X2	0		3810-374-0666	BAR, HAND LEVER, LATCH	27315	29T1506	EA		1				86	5	
3812	X2	0			BOLT: MACHINE, SHIFTER FORK COUPLING	27315	20H2329D7	EA		4				86	23	
3813	X2	0		5340-425-8236	CLEVIS, ROD END: SWING AND PROPEL LEVERS	27315	6T5F1	EA		2				86		
3814	P	0		3810-288-1885	BEARING, SLEEVE: SWING AND PROPEL LEVERS	27315	5T17	EA		2	SEE	GRP	9901	86	18	
3815	X2	0		5340-425-8236	CLEVIS, ROD END	27315	6T5	EA		2				86	17	
3816	X2	0		3810-352-4798	COLLAR, SET, LEVER SHAFT	27315	18H164F1	EA		1				86		
3817	X2	0			COLLAR: SET	27315	18H164	EA		1				86	28	
3818	X2	0			SETSCREW: COLLAR	27315	0692V062	EA		1				86	29	
3819	X2	0			FORK: CLUTCH SHIFTER HALF, LH	27315	6T2351D1	EA		2				86	26	
3820	X2	0			FORK: CLUTCH SHIFTER HALF, LH	27315	6T1351D2	EA		2				86	24	

LINE NO.	(1) SOURCE, MAINT. AND RECOV. CODE			(2) FEDERAL STOCK NUMBER	(3) DESCRIPTION	(4) UNIT OF ISSUE	(5) QTY INC IN UNIT PACK	(6) QTY INC IN UNIT	(7) 15 DAY ORG. MAINT. ALW.				(8) ILLUS- TRATION					
	(a) SOURCE	(b) MAINT.	(c) RECOV.						(a)	(b)	(c)	(d)	(a)	(b)				
															MANUFACTURER'S		FIG. NO.	ITEM OR SYM. NO.
															CODE	PART NUMBER		
1-5	6-20	21-50	51-100															
3821	X2	0		3810-352-4838	LATCH, RELEASE HAND	EA		1						86	8			
3822	X2				LEVER: SWING PROPEL CLUTCH	EA		1						86	25			
3823	X2	0			LEVER ASSEMBLY: SWING AND PROPEL CLUTCH	EA		1						86				
3824	P	0		3810-288-1885	BEARING, SLEEVE: SWING AND PROPEL CLUTCH LEVER	EA		1		SEE GRP 9901				86	13			
3825	X2	0		3810-425-8201	BEARING, SLEEVE: SWING AND PROPEL CLUTCH LEVER	EA		1						86	12			
3826	X2	0			GUIDE: LATCH BAR (WELDMENT TO LEVER)	EA		1						86				
3827	X1				LEVER: SWING AND PROPEL CLUTCH	EA		1						86	14			
3828	X2				LEVER ASSEMBLY: SWING AND PROPEL CLUTCH	EA		1						86				
3829	P	0		3810-288-1885	BEARING, SLEEVE: SWING AND PROPEL CLUTCH	EA		1		SEE GRP 9901				86	18			
3830	X2	0			LEVER: SWING AND PROPEL CLUTCH	EA		1						86	20			
3831	X2	0			NUT: LOCK, YOKE TO PIPE, SWING PROPEL	EA		1						86	31			
3832		0		5310-559-9184	NUT, PLAIN, HEXAGON: SHIFTER FORK AND LEVER SEGMENT MTG	EA		6	*	*	*	*		86	1			
3833		0		5315-013-7228	PIN: TENSION SPRING	EA		1	*	*	*	*		86	6			
3834		0		5315-013-7263	PIN, COTTER: CLEVIS ROD END PIN	EA		2	*	*	*	*		86	15			
3835		0		5315-059-0226	PIN, COTTER: HAND LEVER: PIN	EA		1	*	*	*	*		86	34			
3836		0		5315-290-6228	PIN, COTTER: LATCH LEVER MTG PIN	EA		4	*	*	*	*		86	9			
3837		0		5315-425-8003	PIN, STRAIGHT, HEADED: CLEVIS, ROD END	EA		2	*	*	*	*		86	16			
3838		0		5315-655-4772	PIN, STRAIGHT, HEADLESS: HAND LEVER PIVOT	EA		1	*	*	*	*		86	33			
3839				5315-276-5079	PIN STRAIGHT, HEADLESS: LATCH LEVER MTG.	EA		1	*	*	*	*		86	10			
3840				5315-619-7171	PIN, STRAIGHT, HEADLESS: LATCH LEVER MOUNTING	EA		1	*	*	*	*		86	11			
3841	X2	0			PIPE: STEEL, CONTROL ROD, SWING PROPEL CONNECTION	EA		1	*	*	*	*		86	30			
3842		0		5305-527-5315	SCREW, CAP, HEXAGON: HEAD: ;LEVER SEGMENT MTG.	EA		2	*	*	*	*		86	4			
3843	X2	0		3810-162-4550	SEGMENT, LEVER: SWING AND PROPEL LEVER	EA		1						86	3			
3844		0		5305-011-0450	SETSCREW: SHIFTER FORK	EA		1	*	*	*	*		86	27			
3845	X2	0			SHAFT ASSEMBLY: SWING AND PROPEL CLUTCH LEVER	EA		1						86				
3846	X2	0			KEY: MACHINE, SWING AND PROPEL CLUTCH LEVER	EA		1						86	21			
3847	X2	0			KEY: MACHINE, SWING AND PROPEL CLUTCH LEVER	EA		1						86	19			
3848	X2	0			SHAFT: SWING AND PROPEL CLUTCH LEVER	EA		1						86	22			
3849	X2	0		5340-425-7903	SPRING, HELICAL, EXTENSION: LATCH LEVER TENSION	EA		1						86	7			



LINE NO.	(1) SOURCE, MAINT. AND RECOV.			(2) FEDERAL STOCK NUMBER	(3) DESCRIPTION	(4) UNIT OF ISSUE	(5) QTY INC IN UNIT PACK	(6) QTY INC IN UNIT	(7) 15 DAY ORG. MAINT. ALW.				(8) ILLUS- TRATION					
	(a) SOURCE	(b) MAINT.	(c) RECOV.						(a)	(b)	(c)	(d)	(a)	(b)				
															MANUFACTURER'S		FIG.	ITEM OR
															CODE	PART NUMBER		
1-5	6-20	21-50	51-100															
3850	X2	0			WASHER: SWING PROPEL LEVER SHAFT, 1 3/8 IN. OD	EA		1					86	32				
3851		0	5310-012-1574		WASHER, LOCK: SHIFTER FORK AND LEVER SEGMENT MTG.	EA		6	*	*	*	*	86	2				
3852	X2	0	3810-164-9228		LINK: BAND TO ANCHOR PIN	EA		2					76	33				
3853	X2	0	3810-164-9229		LINK: BAND TO LEVER	EA		4					76	19				
3854	X2	0	3810-164-9227		LINK: LINK TO PIN	EA		1					76	24				
3855	X2	0	3810-352-4790		LINK: PLANETARY BRAKE	EA		4										
3856	X2	0			LINK ASSEMBLY: CRANE OPERATION PLANETARY BRAKE LINE	EA		2					84	16				
3857	P	0	3810-288-0945		BEARING, SLEEVE	EA		8	SEE GRP 9901				84	11				
3859	X2	0			LINK: PLANETARY BRAKE	EA		2					84	15				
3859	X2	0			LINK ASSEMBLY: DEAD END, BRAKE BAND OPERATING	EA		3					83					
3860	P	0	3810-288-0945		BEARING, SLEEVE	EA		8	SEE GRP 9901				83	15				
3861	X2	0			LINK: DEAD END, BRAKE BAND OPERATING	EA		3					83	16				
3862	X2	0	3810-374-0619		LINK, DEAD END: PLANETARY BRAKE OPERATING	EA		1					84	12				
3863	P	0	3810-288-0945		BEARING, SLEEVE	EA		4	SEE GRP 9901				84	11				
3864	X2	0			LINK: PLANETARY BRAKE OPERATING	EA		1					84	10				
3865	X2	0			MECHANISM: OPERATING, HYDRAULIC BRAKE	EA		2										
3866	X2	0			CYLINDER: HOIST, DIGGING AND BOOM BRAKE	EA		2										
3867		0	5306-019-1850		BOLT, MACHINE: TRUNNION MTG	EA		4	*	*	*	*	83	6				
3868	X2	0	2530-391-4341		CYLINDER ASSEMBLY: HOIST, DIGGING AND BOOM BRAKE	EA		2	SEE	GRP	4307							
3869		0	5310-022-0071		NUT, PLAIN HEXAGON: TRUNNION MTG	EA		4	*	*	*	*	83	10				
3870	X2	0	3810-352-4807		PLATE, CENTERING BOOM: BOOM HOIST BRAKE CYLINDER CENTERING	EA		4	SEE	GRP	9901		83	8				
3871	X2	0	2530-164-9071		PLATE, CYLINDER END	EA		4					83	23				
3872		0	5310-261-7340		WASHER, LOCK: PIN BOLT	EA		4	*	*	*	*	83	9				
3873	X2	0			LEVER ASSEMBLY: HOIST AND DIGGING	EA		2	SEE	GRP	9901		83					
3874	X11				LEVER: HYDRAULIC WHEEL CYLINDER	EA		8					83	13				
3875	X1		5320-010-5205		RIVET, SOLID: TRUNNION MTG	EA		8					83	18				
3876	X1				SPACER: BRAKE LEVER	EA		8					83	12				
3877	X1				TRUNNION: TAPPED	EA		2					83	21				
3878	X1		3810-897-9033		TRUNNION, HYDRAULIC: BRAKE PISTON LEVER	EA							83	19				
3879	X2	0			LEVER ASSEMBLY: HOIST AND DIGGING	EA		2					83	5				
3880	X1				LEVER: HYDRAULIC WHEEL CYLINDER	EA							83	13				
3881	X1		5320-010-5205		RIVET, SOLID: TRUNNION MTG	EA		8					83					
3882	X1				SPACER: BRAKE LEVER	EA		8					83	12				
3883	X1				SPIDER: PLAIN	EA		2					83	20				

LINE NO.	(1) SOURCE, MAINT. AND RECOV.			(2) FEDERAL STOCK NUMBER	(3) DESCRIPTION		(4) UNIT OF ISSUE	(5) QTY INC IN UNIT PACK	(6) QTY INC IN UNIT	(7) 15 DAY ORG. MAINT. ALW.				(8) ILLUS- TRATION			
	(a) SOURCE	(b) MAINT.	(c) RECOV.							(a)	(b)	(c)	(d)	(a)	(b)		
																MANUFACTURER'S	
																CODE	PART NUMBER
3884	X1	0		3810-897-9033	TRUNNION, HYDRAULIC: BRAKE LEVER	27315	18T3227	EA		4					83	19	
3885		0		5310-012-0371	NUT: ADJUSTING STUD	27315	2049V005	EA		6	*	*	*	*	83	3	
3886		0		5310-012-0609	NUT, CASTELLATED, HEXAGON: ADJUSTING BOLT	27315	2077V007	EA		4	*	*	*	*	85	26	
3887		0		5310-012-0376	NUT, PLAIN, HEXAGON: ANCHOR EYE BOLT	27315	2045V002	EA		2	*	*	*	*	76	14	
3888		0		5310-022-0071	NUT, PLAIN, HEXAGON: ATACHING BOLT	27315	2045V003	EA		2	*	*	*	*	85	8	
3889		0		5310-012-0371	NUT, PLAIN, HEXAGON: ATTACHING STUD	27315	2049V005	EA		4	*	*	*	*	85	1	
3890		0		5310-022-0086	NUT, PLAIN, HEXAGON: BRACKET MTG BOLT	27315	2045V008	EA		6	*	*	*	*	84	2	
3891		0		5310-012-0614	NUT, PLAIN, HEXAGON: CLEVIS TO CONTROL CABLE	27315	2037V005	EA		1	*	*	*	*	82	7	
3892		0		5310-012-0361	NUT, PLAIN, HEXAGON: LINK CLEVIS LOCK	27315	2036V005	EA		2	*	*	*	*	82	2	
3893		0		5310-012-1358	NUT, PLAIN, HEXAGON: OPERATING LEVER MTG. BOLT	27315	2049V007	EA		1	*	*	*	*	76	20	
3894		0		5310-012-1358	NUT, PLAIN, HEXAGON: OPERATING LEVER PIN	27315	2049V007	EA		2	*	*	*	*	83	17	
3895		0		5310-022-0094	NUT, PLAIN, HEXAGON: OPERATING LEVER PIN	27315	2061V011	EA		2	*	*	*	*	76	26	
3896		0		5310-012-1358	NUT, PLAIN, HEXAGON: SEPARATOR MTG	27315	2049V007	EA		2	*	*	*	*	85	11	
3897		0		5310-012-1358	NUT, PLAIN, HEXAGON: YOKE CONNECTING	27315	2049V007	EA		2	*	*	*	*	83	17	
3898		0		5315-059-0225	PIN: BRAKE OPERATING LEVER PIN	27315	2201V102	EA		2	*	*	*	*	76	10	
3899		0		5315-164-8000	PIN: CONNECTING LINK	27315	19T2271	EA		1	*	*	*	*	76	21	
3900		0		5315-839-5822	PIN: CYLINDER CONNECTING PIN	27315	2201V033	EA		4	*	*	*	*	76	35	
3901		0		5315-013-7263	PIN: LEVER PIN	27315	2201V065	EA		8	*	*	*	*	85	12	
3902		0		5315-425-7965	PIN: LINK ANCHOR PIN	27315	19F52D8	EA		2	*	*	*	*			
3903		0		5315-013-7263	PIN: LINK ATTACHING PIN	27315	2201V065	EA		4	*	*	*	*	83	14	
3904	X2	0			PIN: LINK TO LINK	27315	19F52D8	EA		2	*	*	*	*	76	27	
3905		0		5315-247-9899	PIN: PLANETARY BRAKE OPERATING LINK	27315	19F54D9	EA		2	*	*	*	*	84	14	
3906		0		5315-013-7263	PIN: PLANETARY BRAKE OPERATING LINK PIN	27315	2201V065	EA		4	*	*	*	*	84	13	
3907		0		5315-013-7323	PIN: PLANETARY BRAKE PIN	27315	2201V104	EA		3	*	*	*	*			
3908		0		5315-013-7263	PIN: SWING PROPEL YOKE CONNECTING PIN	27315	2201V065	EA		8	*	*	*	*	83	14	
3909		0		5315-297-2444	PIN, COTTER: ATTACHING LINK PIN	27315	2200V083	EA		4	*	*	*	*			
3910		0		5315-013-7263	PIN, COTTER: BRAKE BAND ANCHOR PINS	27315	2201V067	EA		4	*	*	*	*	76	5	
3911		0		5315-010-3397	PIN, COTTER: OPERATOR LEVER PIN			EA		12	*	*	*	*	76	8	
3912		0		5315-013-7204	PIN, COTTER: SEPARATOR NUT	27315	2201V037	EA		2	*	*	*	*	85	25	
3913		0		5315-298-1485	PIN, STRAIGHT, HEADED: LEVER	27315	19T2218	EA		4	*	*	*	*	85	13	
3914		0		5315-893-7266	PIN, STRAIGHT, HEADLESS: BAND ANCHOR PIN	27315	19F66D25	EA		1	*	*	*	*			
3915		0		5315-273-7877	PIN, STRAIGHT, HEADLESS: BRAKE BAND ANCHOR	27315	19F55D9	EA		1	*	*	*	*	76	6	
3916		0		5315-273-8090	PIN, STRAIGHT, HEADLESS: BRAKE OPERATING LEVER	27315	19F52D16	EA		2	*	*	*	*	76	9	
3917		0		5315-247-9899	PIN, STRAIGHT, HEADLESS: CONNECTING LINK TO BAND	27315	19F54D9	EA		3	*	*	*	*	83	1	
3918		0		5315-273-8088	PIN, STRAIGHT, HEADLESS: CYLINDER TO LEVER	27315	19F50D7	EA		1	*	*	*	*	76	13	
3919		0		5315-273-8051	PIN, STRAIGHT, HEADLESS: DEAD END, BRAKE BAND ANCHOR PIN	27315	19T2855	EA		6	*	*	*	*	84	18	

LINE NO.	(1) SOURCE, MAINT. AND RECOV. CODE			(2) FEDERAL STOCK NUMBER	(3) DESCRIPTION	(4) UNIT OF ISSUE	(5) QTY INC IN UNIT PACK	(6) QTY INC IN UNIT	(7) 15 DAY ORG. MAINT. ALW.				(8) ILLUS- TRATION			
	(a) SOURCE	(b) MAINT.	(c) RECOV.						(a)	(b)	(c)	(d)	(a)	(b)		
															MANUFACTURER'S	
															CODE	PART NUMBER
3920		0		5315-273-8040	PIN, STRAIGHT, HEADLESS: HYDRAULIC CYLINDER CONNECTING			1	*	*	*	*	76	13		
3921		0		5315-251-6123	PIN, STRAIGHT, HEADLESS: LINK TO LINK	27315	19F50D9	1	*	*	*	*	76	28		
3923		0		5315-273-7847	PIN, STRAIGHT, THREADED: OPERATING LEVER	27315	19F52D14	1	*	*	*	*	76	12		
3924	X2	0		3810-898-4089	PIN, SWING BRAKE: BAND ANCHOR PIN	27315	19T2698	1	*	*	*	*	76	4		
3925	X2	0		3815-425-7912	PLATE: BRAKE ANCHOR PIN KEEPER	27315	18T111	1	*	*	*	*	76	3		
3926	X2	0			RATCHET ASSEMBLY: PEDAL	27315	L555A161-2	1	*	*	*	*				
3927		0		5306-208-8436	BOLT, MACHINE: LATCH PIN BRACKET TO FRAME			2	*	*	*	*	87	16		
3928	X2	0			BRACKET: LATCH PIN	27315	16N426	1	*	*	*	*	87	10		
3929	X2	0			LATCH: RATCHET PEDAL, LH	27315	20T5475D2	1	*	*	*	*	87	5		
3930	X2	0			LATCH: RATCHET PEDAL, RH	27315	20T5475D1	1	*	*	*	*	87	15		
3931	X2	0			LEVER: RATCHET PEDAL	27315	6T1510	2	*	*	*	*	87	13		
3932	X2	0			LEVER: RATCHET PEDAL	27315	6T1511	2	*	*	*	*	87	7		
3933		0		5310-012-5913	NUT: TREADLE SCREW	27315	2015V003	2	*	*	*	*	87	4		
3934		0		5310-022-0071	NUT, PLAIN, HEXAGON: BRACKET LEVER AND STUD	27315	2045V003	8	*	*	*	*	87	9		
3935		0		5310-012-0378	NUT, PLAIN, HEXAGON: BRACKET MTG BOLT	27315	2045V005	4	*	*	*	*	87	17		
3936		0		5310-042-6096	NUT, PLAIN, HEXAGON: LEVER BRACKET STUD	27315	2022V003	4	*	*	*	*	87	8		
3937		0		5315-290-6228	PIN, COTTER: LATCH	27315	2201V017	2	*	*	*	*	87	14		
3938		0		5305-017-9885	SCREW, CAP, HEXAGON HEAD: BRACKET MOUNTING	27315	0626V112	2	*	*	*	*	87	19		
3939		0		5305-021-4101	SCREW, CAP, HEXAGON HEAD: TREADLE	27315	0627V043	2	*	*	*	*	87	1		
3940	X2	0		5340-425-7797	SPRING, HELICAL, COMPRESSION: LEVER	27315	17H281	2	*	*	*	*	87	11		
3941	X2	0			STUD: PLAIN, LEVER BRACKET (3/8-16 THD SIZE BOTH ENDS)	27315	20T5493	2	*	*	*	*	87	6		
3942	X2	0			TREADLE: ACTUATING	27315	6P1267	2	*	*	*	*	87	2		
3943		0		5310-013-1000	WASHER, FLAT: TREADLE SCREW	27315	3612V009	2	*	*	*	*	87	12		
3944		0		5310-012-0384	WASHER, LOCK: BRACKET MTG BOLT	27315	3612V005	4	*	*	*	*	87	18		
3945		0		5310-261-7340	WASHER, LOCK: TREADLE	27315	3616V009	2	*	*	*	*	87	3		
3946		0		5305-018-0122	SCREW CAP, HEXAGON HEAD: ANCHOR PIN LOCK	27315	0626V041	6	*	*	*	*	84	21		
3947		0		5305-637-4610	SCREW, CAP, HEXAGON HEAD: ANCHOR PIN LOCK	27315	0626V111	1	*	*	*	*	76	30		
3948		0		5305-042-8769	SCREW, CAP, HEXAGON HEAD: BRAKE MTG BRACKET	27315	0609V194	6	*	*	*	*	84	22		
3949		0		5305-012-2408	SCREW, CAP, HEXAGON HEAD: KEEPER PLATE BAND ANCHOR PIN	27315	0626V077	2	*	*	*	*	76	1		
3950		0		5300-292-6429	SCREW, CAP, HEXAGON HEAD: LINKAGE ATTACHMENT	27315	20T3744C1	2	*	*	*	*	83	2		
3951		0		5305-292-6429	SCREW, CAP, HEXAGON HEAD: OPERATING LEVER MTG	27315	20T3644C1	1	*	*	*	*	83	2		
3952		0		5305-101-0500	SCREW, MACHINE: CABLE CLAMP BLOCK	27315	066V0705	2	*	*	*	*	82	6		

LINE NO.	(1) SOURCE, MAINT. AND RECOV.			(2) FEDERAL STOCK NUMBER	(3) DESCRIPTION	(4) UNIT OF ISSUE	(5) QTY INC IN UNIT PACK	(6) QTY INC IN UNIT	(7) 15 DAY ORG. MAINT. ALW.				(8) ILLUS- TRATION					
	(a) SOURCE	(b) MAINT.	(c) RECOV.						(a)	(b)	(c)	(d)	(a)	(b)				
															MANUFACTURER'S			
															CODE	PART NUMBER	1-5	6-20
3953	X2	0			SHIFTER ASSEMBLY: JACKSHAFT CLUTCH	EA		1										
3954		0	3810-287-7156		BEARING, SLEEVE	EA		2					89	17				
3955	P	0	3810-425-8136		BEARING, SLEEVE	EA		6	SEE	GRP	9901		88	2				
3956		0	5306-269-6891		BOLT, MACHINE: BRACKET MTG	EA		2	*	*	*	*	88	16				
3957	X2	0			BRACKET: LEVER ARM	EA	27315	1					88	17				
3958	X2	0	3810-374-0633		BRACKET, FULCRUM, WHEEL CYLINDER LINK	EA	27315	1					89	9				
3959	X2	0	5340-345-7321		CLEVIS: ROD END, JACKSHAFT CLUTCH													
					SHIFTER	EA	27315	1					89					
3960	P	0	2520-288-2771		BEARING, SLEEVE: YOKE ASSEMBLY	EA	27315	2	SEE	GRP	9901		89	18				
3961	X2	0			YOKE: JACKSHAFT CLUTCH SHIFTER	EA	27315	1					89	16				
3962	X2	0	5340-345-7322		CLEVIS, ROD END: JACKSHAFT CLUTCH													
					SHIFTER	EA	27315	1					88					
3963	P	0	2520-288-2771		BEARING, SLEEVE: YOKE ASSEMBLY	EA	27315	2	SEE	GRP	9901		89	18				
3964	X2	0			YOKE: JACKSHAFT CLUTCH SHIFTER	EA	27315	1					88	25				
3965	X2	0	2530-374-0684		CYLINDER ASSEMBLY: HYDRAULIC BRAKE													
					WHEEL	EA	63477	2	SEE	GRP	4307							
3966	X2	0			LEVER ASSEMBLY: JACKSHAFT CLUTCH, LH	EA	27315	1										
3967	P	0	3810-425-8136		BEARING, SLEEVE	EA	27319	2	SEE	GRP	9901		89	2				
3968	X1	0			LEVER: JACKSHAFT CLUTCH, LH	EA	27315	1					89					
3969	X2	0			LEVER ASSEMBLY: JACKSHAFT CLUTCH, RH	EA	27315	1					89	2				
3970	P	0	3810-425-8136		BEARING, SLEEVE: JACKSHAFT LEVER	EA	27315	2	SEE	GRP	9901		89	2				
3971	X1	0			LEVER: JACKSHAFT CLUTCH, RH	EA	27315	1					89	3				
3972	X2	0			LEVER ASSEMBLY: JACKSHAFT CLUTCH RH	EA	27315	1					89					
3973		0	3810-425-8136		BEARING, SLEEVE	EA	27315	2	SEE	GRP	9901		89	2				
3974	X1	0			LEVER: JACKSHAFT CLUTCH, RH	EA	27315	1					89	3				
3975	X2	0			LEVER ASSEMBLY: JACKSHAFT, LH	EA	27315	1					88					
3976	P	0	3810-425-8136		BEARING, SLEEVE	EA	27315	2	SEE	GRP	9901		88	2				
3977	X1	0			LEVER: JACKSHAFT, LH	EA	27315	1					88	1				
3978	X2	0			LINK ASSEMBLY	EA	27315	1					89					
3979	P	0	2520-288-2771		BEARING, SLEEVE	EA	27315	2	SEE	GRP	9901		89	7				
3980	P	0	3810-293-6235		BEARING, SLEEVE	EA	27315	2	SEE	GRP	9901		89	6				
3981	X2	0			LINK : CONNECTING	EA	27315	1					89	8				
3982	P	0	3810-975-8421		LINK ASSEMBLY: CONNECTING	EA	27315	1	*	*	*	*	88					
3983	P	0	2520-288-2771		BEARING, SLEEVE	EA	27315	2	SEE	GRP	9901		88	23				
3984	P	0	3810-293-6235		BEARING SLEEVE	EA	27315	2	SEE	GRP	9901		88	28				
3985	X2	0			LINK: CONNECTING	EA	27315	1					88	24				
3986		0	5310-022-0086		NUT, PLAIN, HEXAGON: FULCRUM MTG	EA	27315	4					88	9'				
3987		0	5310-022-0086		NUT, PLAIN, HEXAGON: FULCRUM MTG													
					OPERATING MECHANISM ADJUSTMENT LOCK	EA	27315	3					88	11				
3988		0	5310-012-1358		NUT, PLAIN, HEXAGON: JACKSHAFT													
					OPERATING MECHANISM ADJUSTMENT LOCK	EA	27315	2	*	*	*	*	88	27				
3989		0	5310-012-4944		NUT, PLAIN, HEXAGON: OPERATING													
					MECHANISM ADJUSTMENT	EA	27315	2	*	*	*	*	88	4				
3990		0	5310-012-4589		NUT, PLAIN, HEXAGON: OPERATING ROD	EA	27315	2	*	*	*	*	88	7				
3991		0	5310-012-0378		NUT, PLAIN, HEXAGON: SETSCREW	EA	27315	2	*	*	*	*	88	18				
3992		0	5310-012-0378		NUT, PLAIN, HEXAGON: SETSCREW	EA	27315	2	*	*	*	*	89	4				

LINE NO.	(1) SOURCE, MAINT. AND RECOV.			(2) FEDERAL STOCK NUMBER	(3) DESCRIPTION	(4) UNIT OF ISSUE	(5) QTY INC IN UNIT PACK	(6) QTY INC IN UNIT	(7) 15 DAY ORG. MAINT. ALW.				(8) ILLUS- TRATION					
	(a) SOURCE	(b) MAINT.	(c) RECOV.						(a)	(b)	(c)	(d)	(a)	(b)				
															MANUFACTURER'S		FIG. NO.	ITEM OR SYM. NO.
															CODE	PART NUMBER		
1-5	6-20	21-50	51-100															
3993		0		5315-832-5882	PIN: FULCRUM MTG. PIN	EA		4	*	*	*	*	88	21				
3994		0		5315-839-5832	PIN: FULCRUM MTG. PIN	EA		4	*	*	*	*	89	14				
3995		0		5315-013-7228	PIN, COTTER: LINK MTG PIN	EA		2	*	*	*	*	88	20				
3996		0		5315-013-7228	PIN, COTTER: LINK MTG PIN	EA		2	*	*	*	*	89	13				
3997		0		5315-273-8088	PIN, STRAIGHT, HEADLESS: CYLINDER MTG	EA		2	*	*	*	*	88	15				
3998		0		5315-273-7878	PIN, STRAIGHT, HEADLESS: FULCRUM MTG	EA		1	*	*	*	*	88	22				
3999		0		5315-273-7878	PIN, STRAIGHT, HEADLESS: FULCRUM MTG	EA		1	*	*	*	*	89	15				
4000		0		5315-343-0407	PIN, STRAIGHT, HEADLESS: LEVER SPACER MTG.	EA		2	*	*	*	*	88	12				
4001		0		5315-013-7263	PIN, STRAIGHT, HEADLESS: LEVER SPACER MTG. PIN	EA		4	*	*	*	*	88	13				
4002		0		5315-273-8081	PIN, STRAIGHT, HEADLESS: LINK MTG	EA		1	*	*	*	*	88	19				
4003		0		5315-273-8081	PIN, STRAIGHT, HEADLESS: LINK MTG	EA		1	*	*	*	*	89	12				
4004	X2	0		3810-305-9134	ROD, CLUTCH RELEASE	EA		1	*	*	*	*	88	8				
4005		0		5305-042-8999	SCREW, CAP, HEXAGON HEAD: LEVER MTG	EA		4	*	*	*	*	88	26				
4006		0		5305-489-9263	SETSCREW: BRACKET TO LINK	EA		1	*	*	*	*	88	29				
4007		0		5305-004-4490	SETSCREW: LINK ADJUSTING	EA		1	*	*	*	*	89	5				
4008	M	0			SPACER: PIPE, LEVER SPACING	EA		4	*	*	*	*	88	11				
4008A	P	0		4710-162-0969	MANUFACTURE FROM: PIPE, STEEL (1 9/16 IN. REQUIRED FOR EACH SPACER)	FT			SEE GRP 9501									
4009	X2	0		3810-425-7899	SPRING, HELICAL, COMPRESSION: LEVER OPERATING ROD	EA		2					88	6				
4010	X2	0		3810-425-7885	SPRING, HELICAL, EXTENSION: LEVER TENSION	EA		2					88	14				
4011	X2	0		3810-374-0634	TRUNNION, WHEEL, CYLINDER: BRAKE LEVER, LH AND RH	EA		2					88	3				
4012		0		5310-010-3326	WASHER, LOCK: BRACKET MTG BOLT	EA		4	*	*	*	*	88	10				
4013		0		5310-010-3326	WASHER, LOCK: BRACKET MTG BOLT	EA		3	*	*	*	*	89	10				
4014	X2	0			SPACER: END PLATE	EA		1										
4015	M	0			SPACER: PIPE, CONNECTING LINK PIN	EA		2					76	36				
4015A	P	0		4710-162-0969	MANUFACTURE FROM: PIPE, STEEL (1 5/8 IN. REQUIRED FOR EACH SPACER)	FT			SEE	GRP	9501							
4016	M	0			SPACER: PIPE, LINK CONNECTING PIN	EA		2					76	2				
4016A	P	0		4710-162-0969	MANUFACTURE FROM: PIPE, STEEL (1 5/8 IN. REQUIRED FOR EACH SPACER)	FT			SEE	GRP	9501							
4017	M	0			SPACER: PLANETARY BRAKE	EA		1										
4017A	P	0		4710-202-6750	MANUFACTURE FROM: PIPE, STEEL (2 IN. REQUIRED)	FT			SEE	GRP	9501							
4018	X2	0			SPACER: WHEEL CYLINDER	EA		2	SEE	GRP	9901		85	30				

LINE NO.	(1) SOURCE, MAINT. AND RECOV.			(2) FEDERAL STOCK NUMBER	(3) DESCRIPTION	(4) UNIT OF ISSUE	(5) QTY INC IN UNIT PACK	(6) QTY INC IN UNIT	(7) 15 DAY ORG. MAINT. ALW.				(8) ILLUS- TRATION					
	(a) SOURCE	(b) MAINT.	(c) RECOV.						(a)	(b)	(c)	(d)	(a) FIG. NO.	(b) ITEM OR SYM. NO.				
															MANUFACTURER'S			
															CODE	PART NUMBER	1-5	6-20
4019	X2	0		3810-425-7935	SPACER, WHEEL CYLINDER: END PLATE SPACER	EA		2					83	24				
4020	X2	0		3810-597-1733	SPRING, HELICAL, COMPRESSION: ADJUSTING BOLT	EA		2					85	27				
					27315 17T231	EA		2	SEE	GRP	9901		83	22				
4021	P	0		3810-209-8659	SPRING, HELICAL, COMPRESSION: END PLATE	EA		4	SEE	GRP	9901		83	22				
4022	P	0		3810-209-8659	SPRING, HELICAL, COMPRESSION: END PLATE	EA		4	SEE	GRP	9901		83	22				
4023	P	0		3800-209-8659	SPRING, HELICAL, COMPRESSION: END PLATE	EA		4	SEE	GRP	9901		85	28				
4024	P	0		3810-598-7056	SPRING, HELICAL, EXTENSION: HOIST AND DIGGING HYDRAULIC BRAKE CYLINDER LEVERS	EA		4	SEE	GRP	9901		83	7				
4025	P	0		3810-598-7056	SPRING, HELICAL, EXTENSION: LEVER ASSEMBLY	EA		1	SEE	GRP	9901		83	7				
4026	X2	0		3810-597-4882	SPRING, HELICAL, EXTENSION: LEVER RETURN SPRING	EA		1					76	17				
4027	X2	0			STRAP: FLEXIBLE CONTROL CLAMP	EA		1										
4028		0		5307-164-9079	STUD: LEVER	EA		4	*	*	*	*	85	2				
4029		0		5307-164-9078	STUD, LEVER	EA		6	*	*	*	*	83	4				
4030	X2	0		3810-164-8493	THIMBLE: BRAKE CYLINDER END PLATE	EA		4					83	11				
4031	X2	0		3810-164-8492	THIMBLE: ROPE	EA		2					85	9				
4033		0		5310-013-1000	WASHER, FLAT: BAND ANCHOR PIN	EA		1	*	*	*	*	76	32				
4003		0		5310-017-2811	WASHER, FLAT: BRAKE OPERATING LEVER	EA		1	*	*	*	*	76	11				
4035		0		5310-017-2807	WASHER, FLAT: DEAD END ANCHOR PIN	EA		12	*	*	*	*	84	17				
4036		0		5310-261-7340	WASHER, LOCK: ANCHOR PIN LOCK BOLT	EA		6	*	*	*	*	84	20				
4037		0		5310-012-1574	WASHER, LOCK: BAND ANCHOR PIN	EA		1	*	*	*	*	76	31				
4038		0		5310-010-3326	WASHER, LOCK: BRACKET MTG BOLT	EA		6	*	*	*	*	84	3				
4039		0		5310-043-2226	WASHER, LOCK: CABLE CLAMP BLOCK	EA		2	*	*	*	*	82	3				
4040		0		5310-012-0384	WASHER, LOCK: KEEPER PLATE BAND ANCHOR PIN SCREW	EA		2	*	*	*	*	76	2				
4041		0		5310-013-0999	WASHER, LOCK: LINK MTG	EA		8	*	*	*	*						
4042		0		5310-013-1047	WASHER, LOCK: OUTBOARD BEARING MTG	EA		4	*	*	*	*						
4043					7423 - GANTRY													
4073	X2	0			PLATE: GANTRY PULLEY SHAFT KEEPER	EA		1	SEE	GRP	9901		90	13				
4074	X2	0			PLATE: GANTRY PULLEY SHAFT KEEPER	EA		1	SEE	GRP	9901							
4075	X2	0			PULLEY ASSEMBLY, GROOVE	EA		1					90					
4076	X2	0			BOLT: KEEPER PLATE	EA		4					90	2				
4079		0		4730-050-4208	FITTING, LUBRICATION: PULLEY	EA		2	*	*	*	*	90	6				
4080	X2	0			GUARD: LOW GANTRY PULLEY	EA		1					91	5				
4081	X2	0		3810-352-4800	LOCKPLATE: PULLEY, SPREADER BAR MTG													
					PULLEY PIN LOCK	EA		2	SEE	GRP	9901		90	1				
4083	X2	0		3815-898-4088	PIN, BOOM HOIST PULLEY	EA		2					90	5				
4085	X2	0			PLATE: PULLEY SHAFT KEEPER	EA		1	SEE	GRP	9901		91	9				
4086	X2	0		3815-200-1079	PULLEY ASSEMBLY: GANTRY YOKE	EA		2					90	7				
4088	X2	0			SHEAVE	EA		1	SEE	GRP	9901							
4089	X2	0			PULLEY ASSEMBLY: LOW GANTRY	EA		1					91	6				

LINE NO.	(1) SOURCE, MAINT. AND RECOV.			(2) FEDERAL STOCK NUMBER	(3) DESCRIPTION	(4) UNIT OF ISSUE	(5) QTY INC IN UNIT PACK	(6) QTY INC IN UNIT	(7) 15 DAY ORG. MAINT. ALW.				(8) ILLUS- TRATION			
	(a) SOURCE	(b) MAINT.	(c) RECOV.						(a)	(b)	(c)	(d)	(a)	(b)		
															MANUFACTURER'S	
															CODE	PART NUMBER
4092		0		4730-050-4208	FITTING, LUBRICATION			1	*	*	*	*	91	7		
4094		0		5305-012-2856	SCREW, CAP, HEXAGON HEAD: KEEPER PLATE MTG.	95879	1610BL	EA								
						27315	0626V129	EA	2	*	*	*	*	90	11	
4095		0		5305-011-2983	SETSCREW: PULLEY GUARD	27315	0692V081	EA	1	*	*	*	*	91	4	
4096		0		5305-011-4598	SETSCREW: PULLEY SPACER	27315	06692V0082	EA	1	*	*	*	*			
4097	X2	0			SHAFT: GROOVE PULLEY	27315	10T1124	EA	1					91	3	
4098	M	0			SPACER: CROSS SHAFT			EA	2					91	1	
					MANUFACTURE FROM:											
4099	P			4710-202-6749	PIPE, STEEL (1 5/8 IN. REQUIRED FOR EACH SPACER)			FT		SEE GRP 9501						
4100	M	0			SPACER: CROSS SHAFT			EA	2					91	2	
					MANUFACTURE FROM:											
4100A	P	0		4710-202-6749	PIPE, STEEL (2 7/8 IN. REQUIRED FOR EACH SPACER)			FT		SEE GRP 9501						
4109		0			WASHER, LOCK: CROSS SHAFT	27315	3612V023	EA	3	*	*	*	*	91	8	
4112	X2	0			BLOCK: BEARING	27315	25P811	EA	4					90	9	
4113		0		5306-208-5584	BOLT, MACHINE BEARING BLOCK	27315	20H2330D25	EA	8	*	*	*	*	90	8	
4114		0		5310-022-0086	NUT, LOCK: BEARING BLOCK MTG	27315	2045V08	EA	8	*	*	*	*	90	14	
4115		0		5310-013-1046	WASHER, LOCK: BEARING BLOCK MTG	27315	3616V005	EA	8	*	*	*	*	90	12	
4119		0		5305-012-2856	SCREW, CAP, HEXAGON HEAD: GANTRY PULLEY SHAFT KEEPER PLATE	27315	0626V129	EA	2					91	10	
4120	X2	0			SHAFT: GANTRY PULLEY	27315	10T1124	EA	1					90	10	
4121	X2	0		4030-171-5773	SOCKET, WIRE ROPE	27315	8P190	EA	1					90	3	
4122	M	0			SPACER: GANTRY PULLEY SHAFT	27315	18P68D8	EA	1							
					MANUFACTURE FROM:											
4123	P	0		4701-475-5133	PIPE, STEEL (22 IN. REQUIRED)			FT		SEE GRP 9501						
4124	X2	0		3815-976-2991	SPREADER BAR ASSEMBLY	27315	L9655-641-3	EA	1					92		
4125	X2	0		3815-976-2991	SPREADER BAR ASSEMBLY	27315	L9655-641-3	EA	1					92		
4127		0		4730-186-3024	BUSHING, PIPE: PULLEY	27315	24010V001	EA	4	SEE	GRP	9901		92	3	
4129		0		4730-050-4208	FITTING, LUBRICATION	95879	1610BL	EA	4	*	*	*	*	92	2	
4148	X2	0		3815-352-4799	LOCKPLATE, PULLEY: STEERING LEVER SHAFT KEEPER	27315	18T12	EA	4	SEE	GRP	9901		92	7	
4150	X2	0			PIN: GANTRY PULLEY	27315	19T3690	EA	1					92	1	
4151	X2	0		3815-200-1079	PULLEY: GROOVE	27315	7P214C1F1	EA	4					92	8	
4152		0		5305-285-5778	SCREW, MACHINE: KEEPER PLATE RETAINING	27315	0626V112	EA	8					92	5	
4156	X2	0			SHAFT: GANTRY PULLEY	27315	19T3691	EA	1					92	4	
4157	X2	0			SHAFT: GANTRY PULLEY	27315	19T3936	EA	1					92	9	
4160		0		5310-010-3326	WASHER, LOCK: GANTRY PULLEY SHAFT KEEPER PLATE SCREW	27315	3615V015	EA	2	*	*	*	*	92	6	
4161	X2	0		4030-126-4316	WEDGE, WIRE ROPE SOCKET	27315	8T89	EA	1					90	4	

LINE NO.	(1) SOURCE, MAINT. AND RECOV.			(2) FEDERAL STOCK NUMBER	(3) DESCRIPTION	(4) UNIT OF ISSUE	(5) QTY INC IN UNIT PACK	(6) QTY INC IN UNIT	(7) 15 DAY ORG. MAINT. ALW.				(8) ILLUS- TRATION		
	(a) SOURCE	(b) MAINT.	(c) RECOV.										(a) FIG. NO.	(b) ITEM OR SYM. NO.	
									MANUFACTURER'S						
									CODE	PART NUMBER	(a) 1-5	(b) 6-20			(c) 21-50
4193		0		4730-266-0536	7425 - PROPEL AND STEERING MECHANISM										
4194		0		4730-266-0536	ADAPTER, STRAIGHT, PIPE: BEARING LUBRICATION FITTING	79470	W48X5A	EA	6	*	*	*	*	93	9
4195		0		4730-289-0366	ADAPTER, STRAIGHT, PIPE: LOVER VERTICAL AND HORIZONTAL PROPEL SHAFT BEARING LUBRICATION	79470	W46X5A	EA	2	*	*	*	*	93	10
4199		0		5306-573-1611	BOLT, EYE: HORIZONTAL PROPELLING BRAKE	27315	20T5263	EA	2	*	*	*	*	94	28
4200	X2	0		5306-893-9658	BOLT, HOOK: HORIZONTAL PROPELLING BRAKE LINK TO SPRING	27315	20T82	EA	2					94	9
4201	X2	0			BRACKET: FRAME, HORIZONTAL PROPELLING BRAKE	27315	16P768	EA	2					94	11
4202	X2	0		3810-860-5226	BRAKE BAND ASSEMBLY: HORIZONTAL PROPEL SHAFT (INCLUDES COMPONENTS OF BRAKE LINING KIT, STOCK No, 3810-7289-5)	27315	L655-57-7	EA	2					94	1
4203		0		5306-207-9705	BOLT, MACHINE: BRAKE BAND ANCHOR	27315	20T4203	EA	1	*	*	*	*	94	36
4205		0		5310-022-0088	NUT, PLAIN, HEXAGON: BRAKE BAND ANCHOR BOLT	27315	2045V010	EA	1	*	*	*	*	94	32
4206		0		5310-012-4862	NUT, PLAIN, HEXAGONAL HORIZONTAL PROPEL BRAKE BAND	27315	2061V010	EA	1	*	*	*	*	94	31
4207	X2	0			SPACER: SLEEVE BRAKE BAND ANCHOR BOLT	27315	18P9351	EA	1					94	34
4208	X2	0		2530-425-7897	SPRING, HELICAL, COMPRESSION: SNAKE BAND ANCHOR BOLT	27315	17T264	EA	1					94	35
4209		0		5310-013-1002	WASHER, FLAT: MAKE AND ANCHOR BOLT	27315	3612V11	EA	1	*	*	*	*	94	33
4220		0		4730-186-3024	BUSHING, PIPE: LUBRICATION FITTING	27315	2401V001	EA	5	*	*	*	*	95	2
4221	X2	0			CLEVIS: HORIZONTAL PROPELLING BRAKE	27315	6T6F1	EA	2					94	19
4222	P	0		3810-288-1885	BEARING, SLEEVE: HORIZONTAL PROPELLING BRAKE CLEVIS	27315	5T17	EA	4	*	*	*	*	94	20
4235	X2	0		25-0-322-6410	CONNECTING, LINK: HORIZONTAL PROPELLING BRAKE LEVER	27315	6T1347	EA	4					94	2
4236		0		4730-187-7595	COUPLING, PIPE: LUBRICATION FITTING ADAPTER	27315	2408V002	EA	12	*	*	*	*	93	12
4237		0		4730-187-7609	COUPLING, PIPE: SHIFTER COLLAR	27315	2408V001	EA	1	*	*	*	*	95	4
4238		0		4730-277-8258	ELBOW: HORIZONTAL PROPEL BRAKE BEARING LUBRICATION TUBE	27315	44Z215D7	EA	4	*	*	*	*	93	14
4239		0		4730-050-4208	FITTING, LUBRICATION: HORIZONTAL AND VERTICAL PROPEL SHAFT BEARING AND SHIFTER COLLAR	95879	1610BL	EA	8	*	*	*	*	95	1



LINE NO.	(1) SOURCE, MAINT. AND RECOV. CODE			(2) FEDERAL STOCK NUMBER	(3) DESCRIPTION	(4) UNIT OF ISSUE	(5) QTY INC IN UNIT PACK	(6) QTY INC IN UNIT	(7) 15 DAY ORG. MAINT. ALW.				(8) ILLUS- TRATION			
	(a) SOURCE	(b) MAINT.	(c) RECOV.						(a)	(b)	(c)	(d)	(a)	(b)		
															MANUFACTURER'S	
															CODE	PART NUMBER
4242		0		4730-050-4208	FITTING, LUBRICATION: VERTICAL PROPEL SHAFT GEAR			1	*	*	*	*	95	1		
4245		0		4730-18613024	BUSHING, PIPE: LUBRICATION FITTING	95879	1610BL	1	*	*	*	*	93	2		
4246		0		4730-278-4284	ELBOW, PIPE: LUBRICATION FITTING	27315	2401V001	1	*	*	*	*	93	3		
4247		0		4730-278-4290	ELBOW, PIPE: LUBRICATION FITTING	27315	214V002	1	*	*	*	*	93	5		
4248		0		4730-050-4208	FITTING, LUBRICATION: STEERING GEAR	95879	16108L	1	*	*	*	*	93	1		
4249		0		4730-044-3979	NIPPLE, PIPE: LUBRICATION FITTING	27315	2419V037	2	*	*	*	*	93	7		
4250		0		4730-188-1857	NIPPLE, PIPE: LUBRICATION FITTING	27315	2419V044	1	*	*	*	*	93	6		
4251		0		4730-019-2054	NIPPLE, PIPE: STEERING GEAR	27315	2419V042	1	*	*	*	*	93	4		
4258	X2	0			LEVER ASSEMBLY: HORIZONTAL PROPELLING BRAKE	27315	6P1395F1	2					94			

LINE NO.	(1) SOURCE, MAINT. AND RECOV.			(2) FEDERAL STOCK NUMBER	(3) DESCRIPTION	(4) UNIT OF ISSUE	(5) QTY INC IN UNIT PACK	(6) QTY INC IN UNIT	(7) 15 DAY ORG. MAINT. ALW.				(8) ILLUS- TRATION							
	(a) SOURCE	(b) MAINT.	(c) RECOV.						(a)	(b)	(c)	(d)	(a)	(b)						
															MANUFACTURER'S				(a)	(b)
															CODE	PART NUMBER	1-5	6-20		
4259	X2	0			LEVER: HORIZONTAL PROPELLING BRAKE	EA		2					94	4						
4260		0	5315-273-7897		PIN, STRAIGHT, HEADLESS: HORIZONTAL PROPELLING BRAKE ROD BOLT TO LEVER	EA		2	*	*	*	*	94	17						
4261	X2	0			LEVER ASSEMBLY: HORIZONTAL PROPELLING BRAKE, LN	EA		2					94							
4262	P	0	3810-425-8148		BEARING, SLEEVE: HORIZONTAL PROPELLING BRAKE LEVER	EA		2	SEE	GRP	9901		94	29						
4263	X2	0			LEVER: HORIZONTAL PROPELLING BRAKE	EA		2					94	27						
4264	X2	0			LEVER ASSEMBLY: HORIZONTAL PROPELLING BRAKE, LN	EA		2					94							
4265	P	0	3810-425-8148		BEARING, SLEEVE: HORIZONTAL PROPELLING BRAKE LEVER	EA		2	SEE	GRP	9901		94	29						
4266	X1				LEVER: HORIZONTAL PROPELLING BRAKE	EA		2					94	37						
4267	X2	0			LEVER ASSEMBLY: HORIZONTAL PROPELLING BRAKE, RN	EA		2					94							
4268	P	0	3810-425-8148		BEARING: HORIZONTAL PROPELLING MAKE	EA		2	SEE	GRP	9901		94	29						
4269	X1				LEVER: HORIZONTAL PROPELLING BRAKE	EA		2					94	38						
4270	X2	0			LEVER ASSEMBLY: HORIZONTAL PROPELLING BRAKE, RN	EA		2					94							
4271	P	0	3810-425-8148		BEARING: HORIZONTAL PROPELLING BRAKE LEVER	EA		2	SEE	GRP	9901		94	29						
4272	X1				LEVER: HORIZONTAL PROPELLING BRAKE	EA		2					94	18						
4273	X2	0	2530-322-6411		LINK: HORIZONTAL PROPELLING BRAKE LEVER	EA		2					94	15						
4274	X2	0	2530-322-6412		LINK, PROPELLING BRAKE	EA		2					94	7						
4275		0	4730-192-9507		NIPPLE, PIPE: CENTER GUDGEON HORIZONTAL PROPELL SHAFT LUBRICATION FITTING	EA		2	*	*	*	*	95	3						
4276		0	1730-188-1854		NIPPLE, PIPE: LUBRICATION FITTING	EA		6	*	*	*	*	93	11						
4277		0	4730-196-2054		NIPPLE, PIPE: SHINTER COLLAR	EA		1	*	*	*	*	95	5						
4278		0	5310-584-5005		NUT: HORIZONTAL PROPELLING BRAKE1 LINK TO HOOK BOLT	EA		2	*	*	*	*	94	8						
4279		0	5310-012-4847		NUT, PLAIN, HEXAGON: HORIZONTAL PROPELLING BRAKE ROD	EA		2	*	*	*	*	94	26						
4280		0	5310-559-9184		NUT, PLAIN, HEXAGON: HORIZONTAL PROPELLING BRAKE ROD BOLT	EA		6	*	*	*	*	94	21						
4281	X2	0			PIN: HORIZONTAL PROPELLING BRAKE BAND	EA		4	*	*	*	*	94	23						
4282		0	5315-839-5822		PIN: HORIZONTAL PROPELLING BRAKE BRACKET PIN	EA		8	*	*	*	*	94	12						
4284		0	5315-010-3398		PIN, COTTER: HORIZONTAL PROPELLING BRAKE LEVER PIN	EA		20	*	*	*	*	94	6						
4285		0	5315-010-3399		PIN, COTTER: HORIZONTAL PROPELLING BRAKE LEVER PIN	EA		4	*	*	*	*	94	22						

LINE NO.	(1) SOURCE, MAINT. AND RECOV.			(2) FEDERAL STOCK NUMBER	(3) DESCRIPTION	(4) UNIT OF ISSUE	(5) QTY INC IN UNIT PACK	(6) QTY INC IN UNIT	(7) 15 DAY ORG. MAINT. ALW.				(8) ILLUS- TRATION			
	(a) SOURCE	(b) MAINT.	(c) RECOV.						(a)	(b)	(c)	(d)	(a)	(b)		
															MANUFACTURER'S	
															CODE	PART NUMBER
4286		0		5315-281-7260	PIN, STRAIGHT, HEADED: HORIZONTAL PROPELLING LEVER RH 27315 19T2329	EA		8	*	*	*	*	94	30		
4287		0		5315-273-8040	PIN, STRAIGHT, HEADLESS: HORIZONTAL PROPELLING BRAKE BRACKET 27315 19F50D9	EA		2	*	*	*	*	94	13		
4288		0		5315-273-7898	PIN, STRAIGHT, HEADLESS: HORIZONTAL PROPELLING BRAKE LEVER 27315 19F52D24	EA		2	*	*	*	*	94	5		
4289		0		5315-425-7992	PIN, STRAIGHT, HEADLESS: HORIZONTAL PROPELLING BRAKE LEVER 27315 1952D9	EA		2	*	*	*	*	94	21		
4290		0		5315-273-7879	PIN, STRAIGHT, HEADLESS: HORIZONTAL PROPELLING BRAKE LEVER LINK 27315 19F50015	EA		2	*	*	*	*	9	16		
4292		0		4730-288-8571	PUG SHIFTER COLLAR 27315 2423V001	EA		1	*	*	*	*	95	6		
4361	P	0		5340-598-7063	SPRING, HELICAL EXTENSION: HORIZONTAL PROPELLING BRAKE BRACKET 27315 17TT225	EA		2	*	*	*	*	94	10		
4392	M	0			TUBE ASSEMBLY: HORIZONTAL SHAFT BEARING LUBRICATION 27315 220430043-048	EA		4					93	8		
4392A		0		4730-240-1739	MANUFACTURE FROM: NUT, TUBE COUPLING 79470 1110X5	EA		8	*	*	*	*				
4392B	P	0		4710-277-5526	TUBE COPPER (16 FT REQUIRED FOR EACH TUBE ASSEMBLY ) 27315 220430043-030	FT			SEE	GRP	9501					
4393	M	0			TUBE ASSEMBLY: HORIZONTAL AND VERTICAL SHAFT BEARING LUBRICATION 27315 220430043-030	EA		2					93	13		
4393A	O			4730-246-6274	MANUFACTURE FROM: NUT, TUBE, COUPLING: HORIZONTAL AND VERTICAL SHAFT LUBRICATIO 79470 1110X5	EA		4					94	3		
4393B	P	0		4710-277-5526	TUBE TUBE, COPPER (5 FT REQUIRED FOR EACH TUBE ASSEMBLY ) 27315 3611V011	FT			SEE	GRP	9901					
4394	X2	0			WASHER: FLAT, HORIZONTAL PROPELLING BRAKE LEVER LINK 27315 3612V006	EA		4					94	3		
4395		0		5310-010-6264	WASHER: HORIZONTAL PROPELLING BRAKE BRACKET PIN 27315 20T3927	EA		12	*	*	*	*	94	14		
4396	X2	0		2530-374-0650	YOKE BRAKE LEVER: HORIZONTAL PROPELLING BRAKE LEVER 27315 017704073-080	EA		2					94	25		
4397					7499 - CABLES											
4398	M	0			WIRE ROPE: BACK HOE DIPPER MANUFACTURE FROM: WIRE ROPE, STEEL (80 FT REQUIRED) 27315 01770407124	EA		1					79	7		
4398A	P	0		4010-269-9294	MANUFACTURE FROM: WIRE ROPE, STEEL (80 FT REQUIRED) 27315 01770407124	FT			SEE	GRP	9501					
4399	N	0			WIRE ROPE: BOOM HOIST MANUFACTURE FROM: WIRE ROPE, STEEL (240FT REQUIRED)	EA		1								
4399A	P	0		4010-188-3449	MANUFACTURE FROM: WIRE ROPE, STEEL (240FT REQUIRED)	FT			SEE	GRP	9501					

LINE NO.	(1) SOURCE, MAINT. AND RECOV.			(2) FEDERAL STOCK NUMBER	(3) DESCRIPTION	(4) UNIT OF ISSUE	(5) QTY INC IN UNIT PACK	(6) QTY INC IN UNIT	(7) 15 DAY ORG. MAINT. ALW.				(8) ILLUS- TRATION					
	(a) SOURCE	(b) MAINT.	(c) RECOV.						(a)	(b)	(c)	(d)	(a)	(b)				
															MANUFACTURER'S		FIG.	ITEM OR
															CODE	PART NUMBER		
1-5	6-20	21-50	51-100															
4400	M	0			WIRE ROPE: CRANE BOOM HOIST MANUFACTURE FROM: 27315 017704071115	EA		1					79	2				
4400A	P	0	4010-269-9336		WIRE ROPE, STEEL (115 FT REQUIRED)	FT			SEE	GRP	9501							
4401	M	0			WIRE ROPE: CRANE HOIST MANUFACTURE FROM: 27315 017704073-34	EA		1					79	7				
4401A	P	0	4010-269-9294		WIRE ROPE, STEEL FT SEE GRP 1 (340 FT REQUIRED)													
4403	M	0			WIRE ROPE: DRAGLINE HOIST MANUFACTURE FROM: 27315 017704073080	EA		1					79	8				
4402A	P	0	4010-185-6991		WIRE ROPE, STEEL (160 FT REQUIRED)	FT			SEE	GRP	9501							
4403	M	0			WIRE ROPE: DRAGLINE PULL MANUFACTURE FROM: 27315 017704073080	EA		1					79	7				
4403A	P	0	4010-269-9294		WIRE ROPE, STEEL (80 FT REQUIRED)	FT			SEE	GRP	9501							
4404	M	0			WIRE ROPE: HOE BOOM HOIST MANUFACTURE FROM: 27315 017704071115	EA		1					79	7				
4404A	P	0	4010-269-9336		WIRE ROPE, STEEL (115 FT REQUIRED)	FT			SEE	GRP	9501							
4405	M	0			WIRE ROPE: JIB BOOM HOIST MANUFACTURE FROM: 27315 017704071180	EA		1					79	1				
4405A	P	0	4010-269-9336		WIRE ROPE, STEEL (180 FT REQUIRED)	FT			SEE	GRP	9501							
4406	M	0			WIRE ROPE: SHOVEL BOOM HOIST MANUFACTURE FROM: 27315 017704071145	EA		1					79	2				
4406A	P	0	4010-273-8337		WIRE ROPE, STEEL (145 FT REQUIRED)	FT			SEE	GRP	9501							
4407	M	0			WIRE ROPE: SHOVEL DIPPER HOIST MANUFACTURE FROM: 27315 017704073-95	EA		1					79	7				
4407A	P	0	4010-269-9294		WIRE ROPE, STEEL (95 FT REQUIRED)	FT			SEE	GRP	9501							
4408	M	0			WIRE ROPE: SHOVEL DIPPER TRIP MANUFACTURE FROM: 27315 017704385-13	EA		1										
4408A	P	0	4010-084-8320		WIRE ROPE, STEEL (13 FT REQUIRED)	FT			SEE	GRP	9501							
4409	M	0			WIRE ROPE: SHOVEL DIPPER TRIP MANUFACTURE FROM: 27315 017704385-35	EA		1										
4409A	P	0	4010-184-9540		WIRE ROPE, STEEL (35 FT REQUIRED)	FT			SEE	GRP	9501							
4410					GROUP 76 - FIRE FIGHTING EQUIPMENT													
4411					7603 - FIRE EXTINGUISHERS													
4412	X2	0	5306-272-3769		BOLT: FIRE EXTINGUISHER MTG.	EA		2										
4413	P	0	4210-383-7129		EXTINGUISHER, FIRE, CARBON DIOXIDE: W/BRACKET 27315 37Z48	EA		1										

LINE NO.	(1) SOURCE, MAINT. AND RECOV.			(2) FEDERAL STOCK NUMBER	(3) DESCRIPTION	(4) UNIT OF ISSUE	(5) QTY INC IN UNIT PACK	(6) QTY INC IN UNIT	(7) 15 DAY ORG. MAINT. ALW.				(8) ILLUS- TRATION							
	(a) SOURCE	(b) MAINT.	(c) RECOV.						(a)	(b)	(c)	(d)	(a)	(b)						
															15 DAY ORG. MAINT. ALW.				(a)	(b)
															1-5	6-20	21-50	51-100		
MANUFACTURER'S		PART NUMBER																		
4414	X2	0		5310-045-1061	NUT: FIRE EXTINGUISHER MTG BOLT	EA			2											
4415					GROUP 95 - GENERAL USE STANDARDIZED PARTS															
4416					9501 - BULK MATERIAL															
4417	P	0		6145-299-4432	CABLE, ELECTRICAL	FT			*	*	*	*								
4418	P	0		3020-585-5502	CHAIN	FT			*	*	*	*								
4419	P	0		4010-161-9299	CHAIN	FT			*	*	*	*								
4420	P	0		3020-275-6933	CHAIN, ROLLER	FT			*	*	*	*								
4422	P	0		5975-132-9475	CONDUIT, METAL FLEXIBLE	FT			*	*	*	*								
4423	P	0		4720-235-4123	HOSE, RUBBER	FT			*	*	*	*								
4424	P	0		4720-289-9625	HOSE, RUBBER	FT			*	*	*	*								
4424A	P	0		5330-233-5846	PAPER: GASKET	YD			*	*	*	*								
4426	P	0		4710-162-0969	PIPE, STEEL	FT			*	*	*	*								
4427	P	0		4710-162-1036	PIPE, STEEL	FT			*	*	*	*								
4428	P	0		4710-202-6749	PIPE, STEEL	FT			*	*	*	*								
4429	P	0		4710-202-6750	PIPE, STEEL	FT			*	*	*	*								
4432	P	0		4710-278-5383	PIPE, STEEL	FT			*	*	*	*								
4432A	P	0		4710-278-5408	PIPE, STEEL	FT			*	*	*	*								
4433	P	0		4710-475-5133	PIPE, STEEL	FT			*	*	*	*								
4433A	P	0		4710-595-2033	PIPE, STEEL	FT			*	*	*	*								
4433E	P	0		4710-162-0949	PIPE, WROUGHT IRON	FT			*	*	*	*								
4434	P	0		9500-198-7873	STEEL BAR	FT			*	*	*	*								
4436	P	0		4710-202-8396	TUBE, COPPER	FT			*	*	*	*								
4438	P	0		4710-277-5525	TUBE, COPPER	FT			*	*	*	*								
4439	P	0		4710-277-5526	TUBE, COPPER	FT			*	*	*	*								
4440	P	0		4710-277-5527	TUBE, COPPER	FT			*	*	*	*								
4441	P	0		4710-277-5529	TUBE, COPPER	FT			*	*	*	*								
4442	P	0		4710-277-7748	TUBE, COPPER	FT			*	*	*	*								
4443	P	0		4710-350-9889	TUBE, COPPER	FT			*	*	*	*								
4444	P	0		4720-277-5526	TUBE, COPPER	FT			*	*	*	*								
4445	P	0		4710-289-4109	TUBE, STEEL	FT			*	*	*	*								
4446	P	0		6145-195-5608	WIRE, ELECTRICAL	FT			*	*	*	*								
4447	P	0		6145-248-2586	WIRE, ELECTRICAL	FT			*	*	*	*								
4448	P	0		6145-284-0659	WIRE, ELECTRICAL	FT			*	*	*	*								
4450	P	0		6145-299-4445	WIRE, ELECTRICAL	FT			*	*	*	*								
4451	P	0		6145-299-4446	WIRE, ELECTRICAL	FT			*	*	*	*								
4452	P	0		6145-299-4447	WIRE, ELECTRICAL	FT			*	*	*	*								
4453	P	0		6145-660-8933	WIRE, ELECTRICAL	FT			*	*	*	*								
4455	P	0		4010-084-8320	WIRE ROPE, STEEL	FT			*	*	*	*								
4456	P	0		4010-184-9540	WIRE ROPE, STEEL	FT			*	*	*	*								
4457	P	0		4010-185-6991	WIRE ROPE, STEEL	FT			*	*	*	*								
4458	P	0		4010-188-3449	WIRE ROPE, STEEL	FT			*	*	*	*								
4459	P	0		4010-269-9294	WIRE ROPE, STEEL	FT			*	*	*	*								
4460	P	0		4010-269-9336	WIRE ROPE, STEEL	FT			*	*	*	*								
4461	P	0		4010-273-8337	WIRE ROPE, STEEL	FT			*	*	*	*								

LINE NO.	(1) SOURCE, MAINT. AND RECOV.			(2) FEDERAL STOCK NUMBER	(3) DESCRIPTION	(4) UNIT OF ISSUE	(5) QTY INC IN UNIT PACK	(6) QTY INC IN UNIT	(7) 15 DAY ORG. MAINT. ALW.				(8) ILLUS- TRATION					
	(a) SOURCE	(b) MAINT.	(c) RECOV.						(a)	(b)	(c)	(d)	(a) FIG. NO.	(b) ITEM OR SYM. NO.				
															MANUFACTURER'S			
															CODE	PART NUMBER	1-5	6-20
4463	P	0		9505-198-9110	WIRE, STEEL	CL												
4464	P	0		9505-222-3826	WIRE, STEEL	RL												
4466P	P	0		9505-596-1620	WIRE, STEEL	RL												
4467	P	0		9505-596-1621	WIRE, STEEL	RL												
4468					GROUP 99 - PARTS PECULIAR													
4469	X2	0			9901 - MULTI - LISTED PARTS													
4470	X2	0			BALL	EA	3											
4471	X2	0			BALL	EA	3											
4474	X2	0			BEARING	EA	2											
4475	P	0		3110-198-1320	BEARING	EA	6	*	*	*	*							
4477	P	0		2520-288-2771	BEARING, SLEEVE	EA	8	*	*	*	*							
4478	P	0		3810-288-0945	BEARING, SLEEVE	EA	20	*	*	2	2							
4479	P	0		3810-288-1885	BEARING, SLEEVE	EA	21	*	*	2	2							
4481	P	0		3810-293-6235	BEARING, SLEEVE	EA	4	*	*	*	*							
4483	P	0		3810-425-8136	BEARING, SLEEVE	EA	14	*	*	2	2							
4484	P	0		3810-425-8148	BEARING, SLEEVE	EA	8	*	*	*	2							
4485	P	0		3810-425-8185	BEARING, SLEEVE	EA	14	*	*	2	2							
4487	P	0		3810-425-8203	BEARING, SLEEVE	EA	34	*	2	2	3							
4489	X2	0		3815-288-1080	BEARING, SLEEVE	EA	2											
4490	P	0		3815-288-1081	BEARING, SLEEVE	EA	10	*	*	*	2							
4491	P	0		3815-288-2160	BEARING, SLEEVE	EA	8	*	*	*	2							
4492	P	0		3815-288-2748	BEARING, SLEEVE	EA	3	*	*	*	*							
4493	P	0		3815-288-2776	BEARING, SLEEVE	EA	5	*	*	*	*							
4494	P	0		3815-288-2777	BEARING, SLEEVE	EA	4	*	*	*	*							
4497	P	0		3815-293-5015	BEARING, SLEEVE	EA	11	*	*	*	2							
4498	P	0		3815-392-4290	BEARING, SLEEVE	EA	3	*	*	*	*							
4500	P	0		3815-661-9347	BEARING, SLEEVE	EA	3	*	*	*	*							
4500	X2	0		3815-392-4290	BLOCK, BUMPER, HOE	EA	12											
4501	X2	0			BRACKET	EA	2											
4502	X2	0		2530-316-7061	BRACKET, STEERING BRAKE	EA	3											
4503		0		4730-186-3024	BUSHING, PIPE	EA	5	*	*	*	*							
4504	X2	0		3815-831-0066	CABLE DRUM SHIPPER	EA	2											
4505	X2	0		4820-174-0339	COCK, DRAIN	EA	3											
4506	X2	0		4820-277-1756	COCK, SHUT-OFF SCREW	EA	3											
4507	X2	0			COLLAR	EA	2											
4508	X2	0		3815-333-3753	COLLAR: BOOM FOOT ADAPTER	EA	2											
4512	P	0		2530-374-2211	HOSE ASSEMBLY, RUBBER	EA	15	*	2	2	3							
4513	P	0		6240-019-0877	LAMP, INCANDESCENT	EA	6	*	2	4	8							
4514	P	0		6240-044-6914	LAMP, INCANDESCENT	EA	4	*	2	3	6							
4515	X2	0			LEVER	EA	3											
4516	X2	0			LEVER ASSEMBLY	EA	3											
4517	X2	0			LEVER ASSEMBLY	EA	3											
4518	X2	0			LEVER ASSEMBLY	EA	10											

LINE NO.	(1) SOURCE, MAINT. AND RECOV. CODE			(2) FEDERAL STOCK NUMBER	(3) DESCRIPTION	(4) UNIT OF ISSUE	(5) QTY INC IN UNIT PACK	(6) QTY INC IN UNIT	(7) 15 DAY ORG. MAINT. ALW.				(8) ILLUS- TRATION			
	(a) SOURCE	(b) MAINT.	(c) RECOV.						(a)	(b)	(c)	(d)	(a) FIG. NO.	(b) ITEM OR SYM. NO.		
															MANUFACTURER'S	
															CODE	PART NUMBER
4519	X2	0		6220-643-0339	LIGHT, PANEL	13445	DL21	EA								
4520	X2	0		3810-352-4800	LOCKPLATE, PULLEY	27315	18T145	EA								
4521	X2	0		3815-352-4799	LOCKPLATE, PULLEY	27315	18T12	EA								
4523	X2	0		3810-164-8502	PLATE	27315	18T3019	EA	11							
4524	X2	0			PLATE	27315	18T13	EA	3							
4525	X2	0			PLATE	27315	18T20	EA	5							
4526	X2	0			PLATE	27315	18T3333	EA	3							
4527	X2	0			PLATE	27315	18T336	EA								
4528	X2	0		3810-352-4807	PLATE, CENTERING BOOM	27315	18T3296C3	EA	6							
4529	X2	0		3810-425-7939	RETAINER	27315	18T3253	EA	6							
4531	X2	0		3810-496-1676	ROLLER, RACKET	27315	13T216C1F1	EA	6							
4532	X2	0		4030-425-8072	SHACKLE	27315	20T87	EA	2							
4534	X2	0			SHEAVE	27315	7P214C1	EA	6							
4535	X2	0			SHEAVE	27315	7P214C2	EA	5							
4536	X2	0			SHEAVE	27315	7P307	EA	3							
4537	X2	0			SHEAVE	27315	7P483	EA	2							
4538	X2	0			SHEAVE ASSEMBLY	27315	7P483F1	EA	3							
4539	X2	0		4030-125-2807	SOCKET, DEAD END ROPE	27315	8P239	EA	2							
4540	X2	0			SPACER	27315	18T3224	EA	6							
4541	X2	0			SPACER	27315	18T3232C1	EA	3							
4542	X2	0		3810-321-8904	SPACER, HOIST BRAKE	27315	18T3411	EA	6							
4543	X2	0		3815-312-6068	SPACER, SLEEVE	27315	18T3486	EA	3							
4544	P	0		3810-209-8659	SPRING, HELICAL, COMPRESSION	27315	17T24	EA	14							
4545	P	0		3810-425-7895	SPRING, HELICAL, EXTENSION	27315	17T248	EA	4	*	*	2	2			
4546	P	0		3810-425-7896	SPRING, HELICAL, EXTENSION			EA	8	*	*	*	*			
4547	P	0		3810-598-7056	SPRING, HELICAL, EXTENSION			EA	6	*	*	*	2			
4548	O	0		3810-897-9033	TRUNNION, HYDRAULIC	27315	18T3227	EA	4	*	*	*	2			
4549	P	0		4030-125-2999	WEDGE, WIRE ROPE	27315	8T87	EA	4	*	*	*	*			
4550	P	0		4030-376-0680	WEDGE, WIRE ROPE	27315	8T90	EA	3	*	*	*	*			
4551	X2	0		4030-126-4316	WEDGE, WIRE ROPE SOCKET			EA	2							

LINE NO.	(1) SOURCE, MAINT. AND RECOV. CODE			(2) FEDERAL STOCK NUMBER	(3) DESCRIPTION	(4) UNIT OF ISSUE	(5) QTY INC IN UNIT PACK	(6) QTY INC IN UNIT	(7) 15 DAY ORG. MAINT. ALW.				(8) ILLUS- TRATION			
	(a) SOURCE	(b) MAINT.	(c) RECOV.										(a) FIG. NO.	(b) ITEM OR SYM. NO.		
									MANUFACTURER'S		(a)	(b)			(c)	(d)
									CODE	PART NUMBER						
4552					PART II											
4553					GROUP 01 ENGINE											
4556					0106 - ENGINE LUBRICATION SYSTEM											
4558		O		4730-848-7543	PLUG, PIPE: MAGNETIC OIL PAN	89923	16728	EA	1	*	*	*	*	2	18	
4559					GROUP 03 - FUEL SYSTEM											
4560					0304 - AIR CLEANER											
4561	X2	O		2910-142-0130	AIR CLEANER, INTAKE	15265	A14111	EA	1					8	36	
4562	X2	O			BAND ASSEMBLY: AIR CLEANER	18265	P4402	EA	2					8	32	
4563	X2	O		2940-788-1115	BASE	18265	P10022	EA	1					8	26	
4564		O		5306-010-0124	BOLT, MACHINE: AIR CLEANER CAP CLAMP AND BAND			EA	3	*	*	*	*	8	2	
4565	X2	O			BOLT, MACHINE: AIR CLEANER SUPPORT, SIDE	18265	P4847	EA	2					8	34	
4566		O		5310-538-6072	NUT, PLAIN, WING: WING SUPPORT BOLT	18265	P4196	EA	2	*	*	*	*	8	27	
4567		O		5310-167-0835	WASHER, FLAT, PLAIN: SUPPORT BOLT	18265	P2379	EA	2	*	*	*	*	8	28	
4568	X2	O			CAP: AIR CLEANER	18265	H165	EA	1					8	1	
4569	X2	O			CLAMP: AIR CLEANER CAP	18265	P4999	EA	1					8	35	
4570		O		5310-022-0070	NUT, PLAIN, HEXAGON: AIR CLEANER CAP CLAMP AND BAND BOLT			EA	3	*	*	*	*	8	4	
4571		O		5310-010-3127	NUT, PLAIN, WING: OIL BASE MTG	18265	P227	EA	3	*	*	*	*	8	29	
4572	P	O		5330-200-6280	PACKING, PREFORMED: OIL CAP	18265	P9588	EA	1	*	*	*	2	8	33	
4573	X2	O			SCREEN: AIR CLEANER, CARBURETOR	18265	P9217	EA	1					8	30	
4574		O		5310-010-3320	WASHER, LOCK: AIR CLEANER CAP AND BAND			EA	3	*	*	*	*	8	3	
4575					0306 - TANKS, LINES, FITTINGS											
4576	X2	O			TANK ASSEMBLY:	27315	27N1306F1	EA	1					9	23	
4577	X2	O			CAP: FUEL TANK FILLER	27315	20T6432F1	EA	1							
4578	X1	O			CAP: FUEL TANK FILLER	27315	20T6432	EA	1					9	9	
4579	M	O			CHAIN	48949	NO35	EA	1					9	6	
4579A	P	O		4010-186-9387	MANUFACTURE FROM: CHAIN, WELDLESS (18 IN. REQUIRED)			FT		SEE	GRP	9501				
4580		O		5315-013-7263	PIN, COTTER: CHAIN ATTACHING	27315	2201V065	EA	1	*	*	*	*	9	7	
4581		O		5310-044-6548	WASHER, FLAT: CHAIN ATTACHING PIN	27315	3612 V007	EA	1	*	*	*	*	9	8	
4582	X2	O		4820-276-9040	COCK, DRAIN: FUEL TANK	27315	44Z250D2	EA	1					9	21	
4583	X2	O			FILTER: FUEL TANK FILLER	27315	20T440	EA	1					9	28	



LINE NO.	(1) SOURCE, MAINT. AND RECOV.			(2) FEDERAL STOCK NUMBER	(3) DESCRIPTION	(4) UNIT OF ISSUE	(5) QTY INC IN UNIT PACK	(6) QTY INC IN UNIT	(7) 15 DAY ORG. MAINT. ALW.				(8) ILLUS- TRATION					
	(a) SOURCE	(b) MAINT.	(c) RECOV.						(a)	(b)	(c)	(d)	(a) FIG. NO.	(b) ITEM OR SYM. NO.				
															MANUFACTURER'S			
															CODE	PART NUMBER	1-5	6-20
4584	X2	O			FILTER ASSEMBLY: FUEL TANK	27315	920P85	EA		1					9	5		
4585	X2	O			GASKET: FUEL TANK FILLER	27315	20T6431	EA		1					9	12		
4586		O		4730-236-0111	PLUG, PIPE: FUEL TANK	27315	20T4871	EA		1	*	*	*	*	9	22		
4587		O		5305-013-3049	SCREW, MACHINE: FILTER TO TANK	27315	0660V114	EA		6	*	*	*	*	9	10		
4588		O		5310-012-0380	WASHER: FILTER ATTACHING SCREW	27315	3616V007	EA		6	*	*	*	*	9	11		
4589					GROUP 05 - COOLING SYSTEM													
4590					0501 - RADIATOR													
4591	X2	O		4820-276-9040	COCK: RADIATOR DRAIN	89923	11698	EA		1					14	19		
4592					0503 - WATER MANIFOLDS, HEADERS, THERMOSTAT AND HOUSING GASKET													
4593		O		4730-010-3875	PLUG, PIPE: CRANKCASE WATER DRAIN	89923	12069	EA		1	*	*	*	*	109	32		
4594					GROUP 06 - ELECTRICAL SYSTEM													
4595					0601 - GENERATOR													
4596	P	O		3030-585-5178	BELT, V: GENERATOR ORIVE	89923	25751	EA		1	*	*	2	2	17	13		
4597					0607 - INSTRUMENT OR ENGINE CONTROL PANEL													
4598	X2	O			PANEL, INSTRUMENT	27315	14P1384	EA		1					22	10		
4599	X2	O			WIRING HARNESS	89923	27660	EA		1								
4600	X2	O		5935-258-7192	CONNECTOR, PLUG, ELECTRICAL	77060	8338560	EA		2								
1601	X2	O			PLUG: ELECTRICAL CONNECTOR	89923	27659	EA		1								
4602	X2	O		5940-617-2896	TERMINAL	00761	YAE14N	EA		6								
4603	X2	O			TERMINAL: SOLDERLEISS No. 8 AWG	89923	21682	EA		1								
4604					0608 - MISCELLANEOUS ITEMS													
4605	X2	O		5935-258-9156	CONNECTOR, PLUG, ELECTRICAL: SLAVE RECEPTACLE	77820	60-40735-24	EA		1					96	3		
4606	X2	O		5935-732-1299	CONNECTOR, RECEPTACLE: SLAVE	77820	60-40736-24	EA		1					96	2		
4607		O		4730-263-3124	PLUG, PIPE: SLAVE CABLE	27315	2423V005	EA		1	*	*	*	*	96	5		
4608		O		5305-021-5681	SCREW, CAP, HEXAGON HEAD: RECEPTACLE PLUG	27315	0626V080	EA		1					96	4		
4609	M	O			WIRE: ELECTRICAL, BATTERY SLAVE MANUFACTURE FROM:			EA							96	1		
4609A	X2	O		5940-231-1610	TERMINAL, LUG			EA		2								
4609B	P	O		6145-191-1540	WIRE, ELECTRICAL (8 FT REQUIRED)			FT			SEE	GRP	9501					

LINE NO.	(1) SOURCE, MAINT. AND RECOV.			(2) FEDERAL STOCK NUMBER	(3) DESCRIPTION	(4) UNIT OF ISSUE	(5) QTY INC IN UNIT PACK	(6) QTY INC IN UNIT	(7) 15 DAY ORG.				(8) ILLUS- TRATION			
	(a) SOURCE	(b) MAINT.	(c) RECOV.						MAINT. ALW.				(a) FIG. NO.	(b) ITEM OR SYM. NO.		
									MANUFACTURER'S CODE	PART NUMBER	(a) 1-5	(b) 6-20			(c) 21-50	(d) 51-100
4610	M	O			WIRE: ELECTRICAL, BATTERY SLAVE RECEPTACLE MANUFACTURE FROM:	EA		1					96	6		
4610A	X2	O		5940-231-1610	TERMINAL, LUG	EA		2								
4610B	P	O		6145-191-1540	WIRE, ELECTRICAL (2 FT REQUIRED)	FT										
4611					0612 - BATTERIES											
4612	X2	O		3810-976-0765	CASE AND CABLE: BATTERY	EA		1					27			
4613	X2	O			BOLT: COVER HOLD-DOWN	EA		3					27	10		
4614	X2	O			CLAMP: COVER HOLD-DOWN BOLT	EA		3					27	1b		
4615	X2	O			COVER: BATTERY	EA		1					27	1		
46i6	X2	O			ENCLOSURE: BATTERY	EA		1					27	8		
46i7	x2	O			FLOOR: BATTERY ENCLOSURE	EA		2					27	7		
4618		O		5310-012-6032	NUT, PLAIN, WING: CLAMP BOLT	EA		3	*	*	*	*	27	2		
4619		O		5310-045-1009	NUT, SELF-LOCKING, HEXAGON: CLAMP BOLT	EA		3	*	*	*	*	27	15		
4620		O		5310-209-0711	WASHER, FLAT: CLAMP BOLT	EA		6	*	*	*	*	27	3		
4621					GROUP 18 - BODY, CAB, HOOD AND HULL											
4622					1801 - BODY, CAB, HOOD, HULL ASSEMBLIES											
4623	X2	O			ANGLE: REAR SHEAVE GUARD SUPPORT (WELDMENT)	EA		1								
4624		O		5306-531-1798	BOLT, MACHINE: PANEL ATTACHING	EA		42	*	*	*	*	98	23		
4625		O		5306-637-9202	BOLT, MACHINE: SUPPORT ATTACHING	EA		4	*	*	*	*				
4626	X2	O			CANOPY: FRONT LH (WELDMENT)	EA		1								
4627	XC	O			CANOPY: FRONT, RH (WELDMENT)	EA		1								
4629	X2	O			CANOPY: REAR (WELDMENT)	EA		1								
4630	X2	O			COOP: OPERATORS (WELDMENT)	EA		1								
4631	X2	O			BRACKET: SUPPORT (WELDMENT)	EA		1								
4632	X2	O			CLIP (WELDMENT)	EA		2								
4633	X2	O			PLATE: STRIKE (WELDMENT)	EA		2								
4634	X2	O			COVER: BOOM HOIST CABLE OPENING	EA		1					34	12		
4635	X2	O			COVER:FRONT, LH	EA		1					33	20		
4636		O		5306-263-7403	BOLT, MACHINE: DOOR HINGE ATTACHING	EA		6	*	*	*	*	33	28		
4637	X2	O			CLIP: LATCH	EA		2					33	27		
4638	X2	O			HINGE: BUTT	EA		2					33	29		
4639	X1	O			HINGE: PIANO	EA		1								
4640		O		5310-022-0070	NUT, PLAIN, HEXAGON:DOOR HINGE ATTACHING BOLT	EA		6	*	*	*	*	33	4		
4641		O		5310-012-0214	WASHER: DOOR HINGE ATTACHING BOLT	EA		6	*	*	*	*	33	30		
4642	X2	O			COVER: GANTRY, HIGH, RN	EA		1						3		
4643	X2	O			DOOR: REAR, LH	EA		1					34	36		
4644	X2	O		3110-967-8632	BEARING, BALL	EA		4	SEE	GRP	9901		34	28		
4645	X2	O		5315-493-9651	DISK, SOLID, PLAIN: BEARING RETAINING	EA		4								

LINE NO.	(1) SOURCE, MAINT. AND RECOV.			(2) FEDERAL STOCK NUMBER	(3) DESCRIPTION	(4) UNIT OF ISSUE	(5) QTY INC IN UNIT PACK	(6) QTY INC IN UNIT	(7) 15 DAY ORG.				(8) ILLUS- TRATION		
	(a) SOURCE	(b) MAINT.	(c) RECOV.						MAINT. ALW.				(a) FIG. NO.	(b) ITEM OR SYM. NO.	
									(a)	(b)	(c)	(d)			
															1-5
MANUFACTURER'S		CODE		PART NUMBER											
4646	X2	O			PLATE: DOOR LATCH, REAR	EA		2							
4647		O		5310-013-1002	WASHER, FLAT: BEARING GUIDE	EA		4	*	*	*	*	34	29	
4648	X2	O			DOOR: REAR, RH (COMPONENTS SAME AS DOOR, STOCK No. (27315) 27N1324D2)	EA		1					34	30	
4649	X2	O			DOOR: SIDE, LH	EA		1					97	26	
4650	X2	O			HANDLE: DOOR	EA		1					97	25	
4651	X2	O		5340-050-3081	HINGE, BUTT	EA		3					97	30	
4652	X2	O			LATCH: DOOR	EA		1					97	1	
4653		O		5310-050-3270	NUT, SELF-LOCKING, HEXAGON: LATCH STOP	EA		1	*	*	*	*	97	2	
4654		O		5305-011-0500	SCREW, MACHINE: LATCH MTQ	EA		4	*	*	*	*	97	3	
4655		O		5310-043-2226	WASHER: LATCH MTG SCREW	EA		4	*	*	*	*	97	4	
4656	X2	O			DOOR ASSEMBLY: SLIDING RH SIDE	EA		1					98	20	
4657	X2	O		3110-967-8632	BEARING, BALL: DOOR SLIDE	EA		2	SEE	GRP	9901		98	7	
4658	X2	O		5315-893-9651	DISK, SOLID, PLAIN: BEARING	EA		2					98	9	
4659	X2	O			HANDLE: DOOR	EA		1					98	18	
4660	X2	O			HANDLE: DROP, DOOR	EA		1					98	21	
4661	X2	O			LATCH: DOOR	EA		1					98	19	
4662		O		5310-050-3270	NUT, SELF-LOCKING, HEXAGON: LATCH STOP	EA		1	*	*	*	*	98	12	
4663		O		5305-011-0500	SCREW, MACHINE: LATCH MTQ	EA		4	*	*	*	*	98	11	
4664		O		5310-043-2226	WASHER: LATCH MTG SCREW	EA		4	*	*	*	*	98	10	
4665		O		5310-013-1002	WASHER, FLAT: BEARING GUIDE	EA		2	*	*	*	*	98	8	
4666	X2	O			FRAME: WINDOW, OPERATORS, COOP LOWER	EA		1					99	14	
4667	X2	O			FRAME: WINDOW, OPERATORS, COOP UPPER	EA		1					99	1	
4668	X2	O			CLIP	EA		1							
4669	X2	O			HANDLE: LOWER	EA		1							
4670	X2	O			HANDLE: UPPER	EA		1							
4671	X2	O			GASKET: BOOM HOIST CABLE COVER	EA		1					34	13	
4672	X2	O			GRIP ASSEMBLY: HAND	EA		1					98	13	
4673		O		5310-022-0086	NUT, PLAIN, HEXAGON: HAND GRIP ASSEMBLY ATTACHING	EA		2	*	*	*	*	98	14	
4674		O		5310-042-6897	NUT, PLAIN, HEXAGON: HAND GRIP ASSEMBLY ATTACHING	EA		2	*	*	*	*	98	16	
4675	X2	O			RAIL: HAND	EA		1	*	*	*	*	98	17	
4676		O		5310-010-3326	WASHER: ATTACHING NUT	EA		2	*	*	*	*	98	15	
4677	X2	O			GUIDE: LOWER DOOR, RH	EA		1					98	22	
4678	X2	O			GUIDE: LOWER REAR DOOR, RH	EA		1					34	31	
4679	X2	O			GUIDE: REAR DOOR, LH LOWER	EA		1					34	33	
4680	X2	O			GUIDE: UPPER REAR DOOR, LH	EA		1					34	34	
4681	X2	O			GUIDE: UPPER REAR DOOR, RH	EA		1					34	32	
4682	X2	O			HANGER: UPPER DOOR, RH	EA		1							
4683	X2	O			LATCH: LOCKING, REAR DOORS (WELDMENT)	EA		2							
4684		O		5310-022-0071	NUT, PLAIN, HEXAGON: SUPPORT ATTACHING	EA		4	*	*	*	*			
4685		O		5310-050-3270	NUT, SELF-LOCKING: DOOR ATTACHING LN	EA		9	*	*	*	*	97	17	

LINE NO.	(1) SOURCE, MAINT. AND RECOV.			(2) FEDERAL STOCK NUMBER	(3) DESCRIPTION	(4) UNIT OF ISSUE	(5) QTY INC IN UNIT PACK	(6) QTY INC IN UNIT	(7) 15 DAY ORG.				(8) ILLUS- TRATION		
	(a) SOURCE	(b) MAINT.	(c) RECOV.						MAINT. ALW.				(a) FIG. NO.	(b) ITEM OR SYM. NO.	
									MANUFACTURER'S						
									(a)	(b)	(c)	(d)			
					MANUFACTURER'S CODE	PART NUMBER			1-5	6-20	21-50	51-100			
4686		O		5310-050-3270	NUT, SELF-LOCKING: PANEL ATTACHING	27315 20H1614D3	EA	42	*	*	*	*	98	3	
4687	X2	O			PANEL: CENTER, LN	27315 27N1321	EA	1					97	29	
4688	X2	O			PANEL: CENTER RN	27315 27N1322	EA	1					98	4	
4689	X2	O			PANEL: FRONT ENCLOSURE, LN (COWPONENTS SANE AS PANEL, STOCK No. (27315) 27N1319)	27315 27N1318	EA	1							
4690	X2	O			PANEL: FRONT, LN (WELDMENT)	27315 27N1317	EA	1							
4691	X2	O			PANEL: FRONT, RN	27315 27N1319	EA	1							
4692		O	5306-263-4030		BOLT: PANEL ATTACHING	27315 0609V054	EA	6	*	*	*	*			
4693		O	5310-022-0071		NUT: PANEL ATTACHING BOLT	27315 2045V003	EA	6	*	*	*	*			
4694	X2	O			SEAL: RUBBER	27315 18Z688	EA	2							
4695		O	5310-012-0382		WASHER: PANEL ATTACHING BOLT	27315 3615V009	EA	6	*	*	*	*			
4696	X2	O			PANEL: LOUVER, LN	27315 27N1300	EA	1					97	6	
4697	X2	O			PANEL: REAR	27315 27J417	EA	1					34	24	
4698	X2	O			LATCH: PANEL	27315 27P1611	EA	2					34	27	
4699	X2	O			LATCH: PANEL	27315 27T1306	EA	2					34	35	
4700	X2	O			PANEL: CORNER, LH	27315 27N1293D2	EA	1					34	25	
4701	X2	O			PANEL: CORNER, RH	27315 27N1293D1	EA	1					34	26	
4702	X2	O			PANEL: RH REAR	27315 27N1295	EA	1					98	1	
4703	X2	O			LATCH: PANEL	27315 27T716	EA	1							
4704	X2	O			PLATE: CORNER (WELDMENT)	27315 27T1215	EA	2							
4705		O	5320-010-4110		RIVET, SOLID: LATCH ATTACHING	27315 2517V298	EA	1	*	*	*	*			
4706		O	5315-059-0206		PIN: GUIDE ATTACHING	27315 2201V063	EA	1	*	*	*	*	98	6	
4707	X2	O			POST: CORNER, FRONT, LH (WELDMENT)	27315 27N1304	EA	1							
4708	X2	O			REAR SECTION: ROOF (WELDMENT)	27315 27N1281	EA	1							
4709		O	5305-012-0233		SCREW: PANEL ATTACHING		EA	170	*	*	*	*	98	27	
4710		O	5305-638-9082		SCREW, CAP, HEXAGON HEAD: PANEL ATTACHING	27315 0626V039	EA	200	*	*	*	*	98	2	
4711		O	5305-016-9512		SCREW, TAPPING, THREAD: HANDLE ATTACHING	27315 20Z40D13	EA	12	*	*	*	*	97	7	
4712	X2	O			STOP: LH BOTTOM DOOR (WELDMENT)	27315 27P1603	EA	1							
4713	X2	O			STOP: LN TOP DOOR (WELDMENT)	27315 27P1604	EA	1							
4714	X2	O			STRIKER: LH SIDE DOOR	70281 34-8	EA	1					34	23	
4715	X2	O			SUPPORT: PANEL	27315 20P674	EA	1							
4716		O	5310-012-0382		WASHER: PANEL ATTACHING	27315 3615V009	EA	4	*	*	*	*	98	28	
4717	X2	O			WINDOW: LOWER FRONT OPERATORS COOP	27315 27P1629	EA	1					99		
4718	X2	O	9320-976-3050		RUBBER, SPECIAL SHAPE: WINDOW	30779 27Z147D1	EA	1	SEE	GRP	9901		99	3	
4719	C	O	3110-976-0777		WINDOW, CAB: LOWER FRONT OPERATORS COOP	82642 27Z165	EA	1	*	*	*	*	99	15	
4720	X2	O			WINDOW: OPERATORS COOP, LN	27315 27N1342	EA	1					99		
4721	X2	O	3810-805-3023		RUBBER SEAL, WINDOW	30778 27Z147D2	EA	1	SEE	GRP	9901		99	3	
4722	C	O	3810-976-0779		WINDOW, CAB: LH OPERATORS COOP	82642 27Z167	EA	1	*	*	*	*	99	10	
4723	X2	O			WINDOW: OPERATORS COOPS RH	27315 27P1613	EA	1					99		
4724	X2	O	9320-976-3050		RUBBER, SPECIAL SHAPE: WINDOW	30778 27Z147D1	EA	1	SEE	GRP	9901		99	3	
4725	C	O	3810-976-0775		WINDOW, CAB: RH OPERATORS COOP	82642 27Z160	EA	1	*	*	*	*	99	4	
726	X2	O			WIND(W: RH DOOR	27315 27P1612	EA	1					98	2	

LINE NO.	(1) SOURCE, MAINT. AND RECOV.			(2) FEDERAL STOCK NUMBER	(3) DESCRIPTION	(4) UNIT OF ISSUE	(5) QTY INC IN UNIT PACK	(6) QTY INC IN UNIT	(7) 15 DAY ORG. MAINT. ALW.				(8) ILLUS- TRATION			
	(a) SOURCE	(b) MAINT.	(c) RECOV.						(a)	(b)	(c)	(d)	(a)	(b)		
															MANUFACTURER'S	
															CODE	PART NUMBER
4727	X2			3810-805-3023	RUBBER SEAL, WINDOW: R H DOOR	30778	27147D2	EA		1	SEE	GRP	9901	*	98	25
4728	C			3810-976-0776	WINDOW, CAB: RH DOOR	82642	27Z161	EA		1	*	*	*	*	98	26
4729	X2	O			WINDOW: UPPER FRONT OPERATORS COOP	27315	27P1630	EA		1					99	
4730	X2	O		3810-805-3023	RUBBER SEAL, WINDOW	30778	27Z17D2	EA		1	SEE	GRP	9901		99	3
4731	C	O		3810-976-0778	WINDOW, CAB: UPPER FRONT OPERATORS COOP	82642	27Z166	EA		1	*	*	*	*	99	2
4732					1806 - SEATS											
4733	X2	O			SEAT ASSEMBLY: INDIVIDUAL	27315	48U2	EA		1					100	9
4734	X2	O			BASE: SEAT ASSEMBLY	27315	48Z7	EA		1					100	7
4735	X2	O			FRAME: SEAT ASSEMBLY	27315	48Z6	EA		1					100	8
4736		O		5310-012-0375	NUT: SEAT ASSEMBLY ATTACHING SCREW	27315	2045V001	EA		4	*	*	*	*	100	5
4737	X2	O			PIN: SEAT ASSEMBLY FRAME LOCKING	27315	48Z8	EA		1					100	6
4738		O		5305-531-1783	SCREW: SEAT ASSEMBLY ATTACHING	27315	0609V004	EA		4	*	*	*	*	100	2
4739	X2	O		2540-940-8917	SEAT, INDIVIDUAL	27315	48Z5	EA		1					100	1
4740		O		5310-012-0380	WASHER: SEAT ASSEMBLY ATTACHING SCREW	27315	3616V007	EA		4	*	*	*	*	100	4
4741	X2	O			WASHER: 1 IN. SQ, 1/8 IN. THK, 5/16 IN. DIA HOLE	27315	7-48UZ	EA		4					100	3
4742					GROUP 22 - BODY CHASSIS OR HULL AND ACCESSORY ITEMS											
4743					2210 - DATA PLATES											
4744	X2	O			PLATE: NAME, CONTROL BOX	87084	32Z296	EA		1						
4745					GROUP 47 - GAGES AND MEASURING DEVICES											
4746					4702 - GAGES											
4747	X2	O			GAGE: ENGINE FUEL TANK	57733	TYPE382	EA		1					9	20
4748	X2	O			GASKET:FUEL TANK GAUGE	27315	20T630	EA		1					9	19
4749		O		5305-012-0222	SCREW: FUEL TANK GAUGE MTG	27315	0660V077	EA		5	*	*	*	*	9	16
4750		O		5310-012-0217	WASHER:FUEL TANK GAUGE MTG SCREW	27315	3616V005	EA		5	*	*	*	*	9	17
4751					GROUP 74 - CRANES, SHOVELS OR EARTH WORKING EQUIPMENT											
4752					7416 - SHAFTS											
4753	X2	O			GUARD ASSEMBLY: GEAR, PLANETARY DRUM GUARD	27315	14N559F1	EA		1					71	
4754	X2	O			GUARD: PLANETARY GEAR	27315	14N559	EA		1					71	8

LINE NO.	(1) SOURCE, MAINT. AND RECOV. CODE			(2) FEDERAL STOCK NUMBER	(3) DESCRIPTION		(4) UNIT OF ISSUE	(5) QTY INC IN UNIT PACK	(6) QTY INC IN UNIT	(7) 15 DAY ORG. MAINT ALW				(8) ILLUS- TRATION			
	(a) SOURCE	(b) MAINT.	(c) RECOV.							(a)	(b)	(c)	(d)	(a) FIG. NO.	(b) ITEM OR SYM. NO.		
																MANUFACTURER'S	
																CODE	PART NUMBER
4755	X2	O			HANDLE: PLANETARY DRUM GUARD	27315	20Z319D10	EA	1								
4756	X2	O			HINGE: TITE PIN BUTT (23 IN. X 3 IN.)	27315	20Z319D3	EA	1								
4757	X2	O			SUPPORT: PLANETARY GEAR GUARD	27315	14T681	EA	1								
4758		O	5305-253-1435		THUMBSCREW, GUARD SUPPORT	27315	20H1687D10	EA	3	*	*	*	*	71	6		
4759		O	5310-012-0388		WASHER: GUARD SUPPORT THUMBSCREW	27315	3612V004	EA	3	*	*	*	*	71	7		
4760		O	5310-209-0711		WASHER, FLAT: GUARD SUPPORT MTG			EA	20	*	*	*	*	71	21		
4761		O	5310-022-0071		NUT: PLANETARY DRUM GUARD	27315	2045V003	EA	6	*	*	*	*	71	24		
4762		O	5310-012-0382		WASHER: PLANETARY DRUM GUARD	27315	3616V009	EA	6	*	*	*	*	71	25		
4763					GROUP 95 - GENERAL USE STANDARDIZED PARTS												
4764					9501 - BULK MATERIAL												
7665	P	O	5310-186-9387		CHAIN, WELDLESS			FT		*	*	*	*				
4766	P	O	6145-191-1540		WIRE, ELECTRICAL			FT		*	*	*	*				
4767					GROUP 99 - PARTS PECULIAR												
4768					9901 - MULTI - LISTED PARTS												
4769	x2	O	3110-967-8632		BEARING, BALL	43766	411-34	EA	6								
4770	X2	O	3810-805-3023		RUBBER SEAL, WINDOW,	30778	27Z147D2	EA	3								
4771	X2	O	9320-976-3050		RUBBER, SPECIAL SHAPE	30778	27Z147D1	EA	2								

LINE NO.	(1) SOURCE, MAINT. AND RECOV.			(2) FEDERAL STOCK NUMBER	(3) DESCRIPTION	(4) UNIT OF ISSUE	(5) QTY INC IN UNIT PACK	(6) QTY INC IN UNIT	(7) 15 DAY ORG.				(8) ILLUS- TRATION		
	(a) SOURCE	(b) MAINT.	(c) RECOV.						MAINT. ALW.				(a) FIG. NO.	(b) ITEM OR SYM. NO.	
									15 DAY ORG.						
									(a) 1-5	(b) 6-20	(c) 21-50	(d) 51-100			
MANUFACTURER'S															
CODE		PART NUMBER													
4772					PART III										
4784					GROUP 03 - FUEL SYSTEM										
4785					0304 - AIR CLEANER										
4786	X2	O		2940-142-0130	AIR CLEANER	18265	A14111	EA	1					8	36
4787	X2	O		2940-307-7344	BAND, ASSEMBLY: AIR CLEANER	18265	P4402	EA	2					8	32
4788	X2	O		2940-788-1115	BASE, AIR CLEANER OIL	18265	P10022	EA	1					8	26
4789	X2	O			BOLT: AIR CLEANER SUPPORT, SIDE	18265	P4847	EA	2					8	34
4790		O		5310-538-6072	NUT, PLAIN, WING: BODY TO TRAY BOLT	18265	P4196	EA	2	*	*	*	*	8	27
4791		O		5310-167-0835	WASHER: BODY TO TRAY BOLT			EA	2	*	*	*	*	8	28
4792		O		5306-010-0124	BOLT, MACHINE: AIR CLEANER CAP CLAMP AND BAND			EA	3	*	*	*	*	8	2
4793	X2	O			CAP: AIR CLEANER	18265	H165	EA	1					8	1
4794		O		5340-801-1420	CLAMP, LOOP: AIR CLEANER CAP	18265	P4999	EA	1	*	*	*	*	8	35
4795		O		5310-022-0070	NUT, PLAIN, HEXAGON: AIR CLEANER CAP CLAMP AND BAND BOLT	18265	P9588	EA	3	*	*	*	*	8	4
4796		O		5310-010-3127	NUT, PLAIN, WING: OIL CUP ATTACHING	18265	P2274	EA	3						
4797	P	O		5330-200-6280	PACKING, PREFORMED: OIL CUP	18265	P9588	EA	1	2	4	8	17	8	33
4798	X2	O			SCREEN: AIR CLEANER CARBURETOR	18265	P9217	EA	1					8	30
4799		O		5310-010-3320	WASHER, LOCK: AIR CLEANER CAP CLAMP AND BAND BOLT			EA	3	*	*	*	*	8	3
4800					0306 - TANKS, LINES, FITTINGS										
4801	X2	O			TANK ASSEMBLY, FUEL	27315	27N1306F1	EA	1					9	23
4802	X2	O			CAP: FUEL TANK FILLER	27315	20T6432F1	EA	1						
4803	X1	O		2910-066-1247	CAP, FUEL TANK FILLER	27315	20T6432	EA	1					9	9
4804	M	O			CHAIN	48949	N035	EA	1					9	6
4804A	P	O		4110-186-9387	MANUFACTURE FROM: CHAIN, WELDLESS (18 IN. REQUIRED)			FT		SEE	GRP	9501			
4805		O		5315-013-7263	PIN: CHAIN ATTACHING	27315	2201V065	EA	1	*	*	*	*	9	7
4806		O		5310-044-6540	WASHER: CHAIN ATTACHING PIN	27315	3612V007	EA	1	*	*	*	*	9	8
4807	X2	O			COCK, DRAIN: FUEL TANK	27315	44Z250D2	EA	1					9	21
4808	X2	O			FILTER: FUEL TANK FILLER	27315	20T6440	EA	1					9	28
4809	X2	O			FILTER ASSEMBLY: FUEL TANK	27315	920P85	EA	1					9	5
4810	X2	O			GASKET: FUEL TANK FILTER	27315	20T6431	EA	1					9	12
4811		O		4730-236-0111	PLUG, PIPE: FUEL TANK	27315	20T4871	EA	1	*	*	*	*	9	22
4812		O		5305-013-3049	SCREW: FILTER TO TANK	27315	0660V114	EA	6	*	*	*	*	9	10
4813		O		5310-012-0380	WASHER: FILTER ATTACHING SCREW	27315	3616V07	EA	6	*	*	*	*	9	11

LINE NO.	(1) SOURCE, MAINT. AND RECOV. CODE			(2) FEDERAL STOCK NUMBER	(3) DESCRIPTION	(4) UNIT OF ISSUE	(5) QTY INC IN UNIT PACK	(6) QTY INC IN UNIT	(7) 15 DAY ORG. MAINT. ALW.				(8) ILLUS- TRATION			
	(a) SOURCE	(b) MAINT.	(c) RECOV.						(a)	(b)	(c)	(d)	(a)	(b)		
															MANUFACTURER'S	
															CODE	PART NUMBER
4814					0311 - ENGINE STARTING AIDS											
4815	X2	O		2990-358-5725	CLAMP: PRESSURE PRIMER MTG	76110	X12	EA	1					101	14	
4816	X2	O		2910-864-0160	CONNECTOR ASSEMBLY: TUBE, PRIMER DISCHARGE	99252	SA96128	EA	2					101	2	
4817		O		4730-639-9676	ELBOW: PRIMER PUMP	89923	12175	EA	1	*	*	*	*	101	1	
4818	X2	O			PRESSURE PRIMER DISCHARGER: MODEL 500	89923	26758	EA						101		
4819	X2	O			ADAPTER: VALVE SEAT	99252	603	EA	1					101	16	
4820	X2	O			BODY: DISCHARGE CAP	99252	504	EA	1					101	7	
4821	X2	O			GASKET: DISCHARGE CAP	99252	120A	EA	1					101	8	
4822	X2	O			HOLDER: CARTRIDGE	99252	456A	EA	1					101	4	
4823	P	O		2910-885-5649	NOZZLE, FUEL DISCHARGE: SPRAY	99252	SA96123-2	EA	2	*	*	*	*	101	18	
4824	X2	O			NUT: STUFFING BOX	99252	115	EA	1					101	11	
4825	X2	O			PACKING: STUFFING BOX	99252	114	EA	1					101	12	
4826	X2	O			PIN: COTTER, VALVE STEM	99252	209	EA	1					101	9	
4827	X2	O			PIN ASSEMBLY: PIERCING	99252	451	EA	1					101	6	
4828	X2	O			RING: RETAINING, NECK WASHER	99252	453	EA	1					101	3	
4829	X2	O			SHELL ASSEMBLY: DISCHARGE	99252	501	EA	1					101	13	
4830	X2	O			SPRING: VALVE	99252	210	EA	1					101	15	
4831	X2	O			TRIGGER: VALVE	99252	211	EA	1					101	10	
4832	X2	O			VALVE ASSEMBLY: DISCHARGE	99252	205A	EA	1					101	17	
4833	X2	O			WASHER: CARTRIDGE NECK	99252	452	EA	1					101	5	
4834	X2	O			TUBE: PRESSURE PRIMER DISCHARGE	89923	28024	EA	1					101	1	
4835					GROUP 05 - COOLING SYSTEM											
4836					0501 - RADIATOR											
4837	X2	O		4820-276-9040	COCK, DRAIN: RADIATOR	89923	11698	EA	1					109	21	
4838	X2	O			WINTERFRONT ASSEMBLY	70281	A100710	EA	1					113		
4839	2X	O			BAR: GUIDE	70281	100711	EA	1					113	11	
4840	•	O		5306-616-1287	BOLT: WINTERFRONT ASSEMBLY AND GUIDE PLATE ATTACHMENT	07125	V4004	EA	10	*	*	*	*	113	10	
4841		O		5306-577-5458	BOLT, MACHINE: CROSSBAR ASSEMBLY, ATTACHING	07125	V4007	EA	4	*	*	*	*	113	5	
4842	X2	O			CROSSBAR ASSEMBLY	70281	A100720	EA	1					113	2	
4843	X2	O			FRAME ASSEMBLY: RADIATOR SHUTTER	70281	A100715	EA	1					113	18	
4844	X2	O			GUIDE: HANDLE	70281	100712	EA	1					113	20	
4845	X2	O			HANDLE ASSEMBLY	70281	A100722	EA	1					113	1	
4846		O		5310-045-1009	NUT: HANDLE ASSEMBLY ATTACHING	81460	22EN616	EA	2	*	*	*	*	113	7	
4847		O		5310-012-0361	NUT, PLAIN, HEXAGON: STATIONARY FRAME TO SHUTTER	07125	V4010	EA	8	*	*	*	*	113	17	
4848		O		5310-022-0070	NUT, PLAIN, HEXAGON: WINTERFRONT ASSEMBLY AND CROSSBAR ATTACHING	07125	V4006	EA	12	*	*	*	*	113	3	



LINE NO.	(1) SOURCE, MAINT. AND RECOV. CODE			(2) FEDERAL STOCK NUMBER	(3) DESCRIPTION	(4) UNIT OF ISSUE	(5) QTY INC IN UNIT PACK	(6) QTY INC IN UNIT	(7) 15 DAY ORG. MAINT. ALW.				(8) ILLUS- TRATION			
	(a) SOURCE	(b) MAINT.	(c) RECOV.						(a)	(b)	(c)	(d)	(a) FIG. NO.	(b) ITEM OR SYM. NO.		
															MANUFACTURER'S	
															CODE	PART NUMBER
4849		O		5310-012-0377	NUT, PLAIN, HEXAGON: WINTERFRONT ASSEMBLY ATTACHING			6	*	*	*	*	113	13		
4850	X2	O		5315-839-3822	PIN: HANDLE ASSEMBLY ATTACHING	07125	V4052	EA	1	*	*	*	*	113	22	
4851		O			PLATE ASSEMBLY: SHUTTER GUIDE	01976	V4001	EA	1					113	21	
4852		O		5305-021-7036	SCREW, CAP, HEXAGON HEAD: HANDLE ASSEMBLY ATTACHING	70281	A96722	EA	1	*	*	*	*	113	12	
4853		O		5305-011-0530	SCREW, CAP, HEXAGON HEAD: STATIONARY SHUTTER TO FRAME	07125	V4008	EA	8	*	*	*	*	113	23	
4854		O		5305-011-0531	SCREW, MACHINE: GUIDE BAT ATTACHING	07125	V4003	EA	4	*	*	*	*	113	25	
4855		O		5305-021-4686	SCREW, MACHINE: WINTERFRONT ASSEMBLY ATTACHING	07125	V4051	EA	6	*	*	*	*	113	15	
4856	X2	O			SHUTTER: MOVABLE	70281	100710	EA	1					113	6	
4857	X2	O			SHUTTER ASSEMBLY: STATIONARY	70281	A100713	EA	1					113	19	
4858	X2	O		4310-562-9155	SPRING, HELICAL, COMPRESSION: HANDLE ATTACHING	70281	32-15	EA	1					113	9	
4859		O		5310-010-3320	WASHER: CROSSBAR, WINTERFRONT, GUIDE PLATE ASSEMBLIES ATTACHING			EA	14	*	*	*	*	113	4	
4860		O		5310-044-6221	WASHER: HANDLE ASSEMBLY ATTACHING			EA	1	*	*	*	*	113	21	
4861		O		5310-012-0217	WASHER, FLAT: STATIONARY SHUTTER TO FRAME	76665	V4009	EA	8	*	*	*	*	113	16	
4862	X2	O			WASHER, LOCK: CUP, HANDLE ASSEMBLY ATTACHING	70281	26-106	EA	2					113	8	
4863		O		5310-012-0381	WASHER, LOCK: WINTERFRONT ASSEMBLY ATTACHING	76665	V4053	EA	6	*	*	*	*	113	14	
4864					GROUP 06 - ELECTRICAL SYSTEM											
4865					0601 - GENERATOR											
4866	P	O		3030-585-5178	BELT, V: GENERATOR DRIVE	89923	25751	EA	1	*	*	2	2	17	13	

LINE NO.	(1) SOURCE, MAINT. AND RECOV. CODE			(2) FEDERAL STOCK NUMBER	(3) DESCRIPTION	(4) UNIT OF ISSUE	(5) QTY INC IN UNIT PACK	(6) QTY INC IN UNIT	(7) 15 DAY ORG. MAINT. ALW.				(8) ILLUS- TRATION			
	(a) SOURCE	(b) MAINT.	(c) RECOV.										(a) FIG. NO.	(b) ITEM OR SYM. NO.		
									MANUFACTURER'S		(a) 1-5	(b) 6-20			(c) 21-50	(d) 51-100
									CODE	PART NUMBER						
4867					0607 - INSTRUMENT OR ENGINE CONTROL PANEL											
4868	X2	O			GASKET: FUEL TANK SENDING UNIT	EA	1					9	19			
4869	X2	O			GUARD: FUEL TANK SENDING UNIT	EA	1					9	13			
4870	X2	O	6680-024-2276		INDICATOR, LIQUID QUANTITY	EA	1					22	12			
4871	X2	O			PANEL: INSTRUMENT	EA	1					22	10			
4872		O	5305-012-0222		SCREW: FUEL TANK SENDING UNIT ATTACHING	EA	5	*	*	*	*	9	16			
4873		O	5305-012-2408		SCREW: SENDING UNIT GUARD ATTACHING	EA	2	*	*	*	*	9	14			
4874	P	O	5930-108-4226		SWITCH, TOGGLE: WINDSHIELD WIPER AND ENGINE SHUT DOWN	EA	2	*	*	*	*	21	31			
4875	X2	O	6680-776-7092		TRANSMITTER, LIQUID: FUEL LEVEL	EA	1					9	18			
4876		O	5310-043-2226		WASHER: FUEL TANK SENDING UNIT ATTACHING SCREW	EA	5	*	*	*	*	9	17			
4877		O	5310-012-0384		WASHER, LOCK: SENDING UNIT GUARD ATTACHING SCREW	EA	2	*	*	*	*	9	15			
4878	X2	O			WIRING HARNESS	EA	1									
4879	X2	O	5935-577-0377		CONNECTOR, PLUG, ELECTRICAL	EA	2									
4880	X2	O			PLUG: ELECTRICAL CONNECTOR	EA	1									
4881	X2	O	5940-283-3625		TERMINAL	EA	16									
4882	X2	O			TERMINAL: SOLDIERIES No. 8 AWG	EA	1									
4883					0608 - MISCELLANEOUS ITEMS											
4884	M	O			CABLE ASSEMBLY: RECEPTACLE, NEGATIVE MANUFACTURE FROM:	EA	1					19	4			
4884A	X2	O	5910-735-5520		TERMINAL, LUG	EA	1									
4884B	P	O	6145-184-5498		WIRE ELECTRICAL (18 IN. REQUIRED)	FT		SEE	GRP	9501						
4885	M	O			CABLE ASSEMBLY: RECEPTACLE, POSITIVE MANUFACTURE FROM:	EA	1					19	9			
4885A	X2	O	5940-735-5520		TERMINAL, LUG	EA	1									
4885B	P	O	6145-220-9871		WIRE, ELECTRICAL (11 FT REQUIRED)	FT		SEE	GRP	9501						
4886	X2	O	5935-258-9156		CONNECTOR, PLUG, ELECTRICAL: RECEPTACLE	EA	1					19	5			
4887		O	5310-584-5005		NUT, PLAIN, HEXAGON: RECEPTACLE PLUG ATTACHING SCREW	EA	4	*	*	*	*	19	8			
4888		O	5305-018-1696		SCREW, CAP, HEXAGON HEAD: RECEPTACLE PLUG ATTACHING	EA	4	*	*	*	*	19	6			
4889	X2	O			SLAVE KIT: BATTERY CABLE	EA	1									
4890		O	5310-012-0380		WASHER: RECEPTACLE PLUG ATTACHING SCREW	EA	4	*	*	*	*	19	7			

LINE NO.	(1) SOURCE, MAINT. AND RECOV. CODE			(2) FEDERAL STOCK NUMBER	(3) DESCRIPTION	(4) UNIT OF ISSUE	(5) QTY INC IN UNIT PACK	(6) QTY INC IN UNIT	(7) 15 DAY ORG. MAINT. ALW.				(8) ILLUS-TRATION		
	(a) SOURCE	(b) MAINT.	(c) RECOV.						MAINT. ALW.				(a) FIG. NO.	(b) ITEM OR SYM. NO.	
									(a)	(b)	(c)	(d)			
									1-5	6-20	21-50	51-100			
MANUFACTURER'S		PART NUMBER		CODE		PART NUMBER		CODE		PART NUMBER					
4891					0612 - BATTERIES										
4892	X2	O			BOX ASSEMBLY: BATTERY	70281	A100775	EA	1					108	
4893	X2	O			BOX ASSEMBLY: WELDMENT	70281	A100784	EA						108	26
4894	X2	O			CATCH: COVER ASSEMBLY	70281	20-105	EA	1					108	32
4895	X2	O			COVER ASSEMBLY: BATTERY BOX	70281	A100796	EA	1					108	
4896	X2	O			COVER	70281	A00800	EA	1					108	2
4897		O		5305-515-7156	SCREW: CATCH ATTACHING			EA	2	*	*	*	*	108	31
4798		O		5310-012-0377	NUT, PLAIN, HEXAGON: BATTERY BOX MTG	07125	V4052	EA	5	*	*	*	*	108	27
4899		O		5305-021-4686	SCREW, CAP, HEXAGON HEAD: BATTERY BOX MTG	07125	V4051	EA	5	*	*	*	*	108	30
4900		O		5310-012-0381	WASHER, LOCK: BATTERY MTG SCREW	76665	V4054	EA	5	*	*	*	*	108	28
4901					0615 - RADIO INTERFERENCE SUPPRESSION										
4902	P	O		3810-976-2962	LEAD, ELECTRICAL: BATTERY HEATER GROUND	27315	38-216-8	EA	1	*	*	*	*	109	14
4903	P	O		2990-976-0846	LEAD, ELECTRICAL: COOLANT PUMP GROUND	27315	38-216-12	EA	1	*	*	*	*	109	14
4904	P	O		2990-976-0845	LEAD, ELECTRICAL: PERSONNEL AND ENGINE HEATER GROUND	27315	38-216-4	EA	2	*	*	*	*	109	14
4905		O		5310-584 -5005	NUT, PLAIN, HEXAGON: HEATER GROUND STRAP	07125	V4031	EA	3	*	*	*	*	109	39
4906		O		5305-012-0583	SCREW, MACHINE: GROUND STRAP ATTACHING			EA	3	*	*	*	*	109	47
4907		O		5310-343-2705	WASHER: GROUND STRAP ATTACHING SCREW			EA	3	*	*	*	*	109	46
4908		O		5310-017-8518	WASHER, LOCK: HEATER GROUND	78189	V4037	EA	3	*	*	*	*	109	40
4909					GROUP 18 - BODY, CAB, HOOD AND HULL										
4910					1801 - BODY, CAB, HOOD, HULL ASSEMBLIES										
4911	X2	O			ANGLE: FRONT ENCLOSURE (WELDMENT)	27315	27P1607	EA	1						
4912		O		5306-018-0079	BOLT: DOOR ATTACHING AND CLIP MTG	07125	0627V023	EA	59	*	*	*	*	34	4
4913		O		5306-010-9180	BOLT, MACHINE: PANEL ATTACHING	27315	0609V053	EA	170	*	*	*	*	97	20
4914		O		5306-263-4030	BOLT, MACHINE: PANEL ATTACHING	27315	0609V054	EA	206	*	*	*	*	97	28
4915	X2	H		3810-976-2964	CAB ASSEMBLY: CRANE SHOVEL	27315	L855-101-13	EA	1						
4916	X2	O			CANOPY: FRONT LH	27315	27J407	EA	1						
4917	X2	O			CANOPY: FRONT RH	27315	27J413	EA	1						
4918	X2	O			CANOPY: REAR	27315	27J406	EA	1						
4919	X2	O			CLIP: DOOR, LH AND RH	27315	27T1301	EA	2						
4920	X2	O			CLIP: REAR DOOR	27315	27T1302	EA	2					34	37
4921	X2	O			COOP: OPERATORS	27315	27J412	EA	1						
4922	X2	O			BRACKET: SUPPORT	27315	16P1605	EA	1						
4923	X2	O			CLIP: DOOR STRIKE PLATE	27315	27T949	EA	2						
4924	X2	O			PLATE: DOOR STRIKE	27315	27Z144	EA	1						
4925	X2	O			COVER: BOOM HOIST CABLE OPENING	27315	27P1608	EA	1					34	12
4926	X2	O			COVER: GANTRY, HIGH RH	27315	14P676	EA	1					34	3

LINE NO.	(1) SOURCE, MAINT. AND RECOV. CODE			(2) FEDERAL STOCK NUMBER	(3) DESCRIPTION	(4) UNIT OF ISSUE	(5) QTY INC IN UNIT PACK	(6) QTY INC IN UNIT	(7) 15 DAY ORG. MAINT. ALW.				(8) ILLUS-TRATION	
	(a) SOURCE	(b) MAINT.	(c) RECOV.						MAINT. ALW.				(a) FIG. NO.	(b) ITEM OR SYM. NO.
									(a)	(b)	(c)	(d)		
									1-5	6-20	21-50	51-100		
MANUFACTURER'S		PART NUMBER		CODE		PART NUMBER		CODE		PART NUMBER				
4927	X2	O			DOOR: FRONT, LH BOTTOM	EA		1					33	17
4928	X2	O			HINGE: FRONT DOOR	EA		1					33	15
4929		O		5310-022-0071	NUT: INSULATION PAD TO DOOR SCREW	EA		2	*	*	*	*	33	13
4930	X2	O			PAD: INSULATION	EA		1					33	14
4931		O		5305-013-3167	SCREW: INSULATION PAD TO DOOR	EA		2	*	*	*	*	33	16
4932		O		5310-012-0388	WASHER: INSULATION PAD TO DOOR SCREW	EA		2	*	*	*	*	33	12
4933	X2	O			DOOR: FRONT, LH CENTER	EA		1					33	6
4934	X2	O			HINGE: DOOR, LH CENTER	EA		1					33	1
4935	X2	O		3810-976-0766	DOOR: FRONT, LH PANEL	EA		1					33	22
4936	X2	O			HINGE: LH PANEL, FRONT DOOR	EA		1					33	21
4937	X2	O			DOOR: FRONT, LN TOP (SAME AS DOOR, STOCK No. (27315) 27N1315, EXCEPT WHERE INDIVIDUAL COMPONENTS ARE ANNOTATED)	EA		1					33	11
4938	X2	O			DOOR: FRONT, RH BOTTOM	EA		1					33	18
4939	X2	O			HINGE: FRONT DOOR	EA		1					33	19
4940		O		5310-022-0071	NUT: INSULATION PAD TO DOOR SCREW	EA		2	*	*	*	*	33	13
4941	X2	O			PAD: INSULATION	EA		1					33	31
4942		O		5305-013-3167	SCREW: INSULATION PAD TO DOOR	EA		2	*	*	*	*	33	16
4943		O		5310-012-0388	WASHER: INSULATION PAD TO DOOR SCREW	EA		2	*	*	*	*	33	12
4944	X2	O			DOOR: FRONT, RH CENTER	EA		1					33	5
4945	X2	O			HINGE: RH CENTER FRONT	EA		1					33	1
4946	X2	O			DOOR: FRONT, RH TOP	EA		1					33	7
4947	X2	O			BAR: FLAT, 1/8 IN. THK, 1 IN. WIDE, 6 IN. LO	EA		4					33	9
4948		O		5306-018-0079	BOLT: HINGE MTG	EA		10	*	*	*	*	33	2
4949	X2	O			COVER: INSULATION (USED ON DOOR STOCK No. (27315) 27N1315 ONLY)	EA		1					33	10
4950	X2	O			COVER: INSULATION (USED ON DOOR, STOCK No. (27315) 27N1316 ONLY)	EA		1					33	10
4951	X2	O			HINGE: DOOR	EA		2					33	8
4952		O		5310-021-9431	NUT: HINGE MTG BOLT	EA		10	*	*	*	*	33	4
4953		O		5310-012-0393	WASHER: HINGE MTG BOLT	EA		12	*	*	*	*	33	3
4954	X2	O			DOOR: LH SIDE	EA		1					97	8
4955	X2	O			HINGE: DOOR	EA		1					97	16
4956	X2	O			STRIKER: DOOR	EA		1	SEE	GRP	9901		34	23
4957	X2	O			DOOR: REAR LH	EA		1					34	39
4958	X2	O			HINGE: DOOR	EA		1					34	42
4959	X2	O			LOCKSET ASSEMBLY: DOOR	EA		1					34	41
4960	X2	O			DOOR: REAR RH	EA		1					34	38
4961	X2	O			HINGE: REAR DOOR	EA		1					34	40
4962	X2	O			LOCKSET ASSEMBLY: REAR DOOR	EA		1					34	41
4963	X2	O			DOOR: SIDE RH	EA		1					34	20

LINE NO.	(1) SOURCE, MAINT. AND RECOV.			(2) FEDERAL STOCK NUMBER	(3) DESCRIPTION	(4) UNIT OF ISSUE	(5) QTY INC IN UNIT PACK	(6) QTY INC IN UNIT	(7) 15 DAY ORG.				(8) ILLUS- TRATION	
	(a) SOURCE	(b) MAINT.	(c) RECOV.						MAINT. ALW.				(a) FIG. NO.	(b) ITEM OR SYM. NO.
									(a)	(b)	(c)	(d)		
MANUFACTURER'S		PART NUMBER												
CODE		PART NUMBER												
4964	X2	O			HINGE: DOOR	EA		1					34	19
4965	X2	O			STRIKER: DOOR	EA		1		SEE	GRP	9901	34	23
4966	X2	O			ESCUTCHEON: RH AND LH SIDE DOOR HANDLE	EA		2					97	9
4967	X2	O			FRONT: WINDOW, OPERATORS COOP, FRONT LOWER	EA		1					99	14
4968	X2	O			FRONT: WINDOW, OPERATORS COOPS FRONT TOP	EA		1					99	1
4969	X2	O			GASKET: BOON HOIST CABLE COVER	EA		1					34	13
4970	X2	O			GRIP ASSEMBLY: HAND	EA		1					98	13
4971		O		5310-022-0086	NUT: GRIP ASSEMBLY ATTACHING	EA		2	*	*	*	*	98	14
4972		O		5310-042-6897	NUT: GRIP ASSEMBLY ATTACHING	EA		2	*	*	*	*	98	16
4973		O		5310-050-2346	WASHER: GRIP ASSEMBLY	EA		2	*	*	*	*	98	15
4974	X2	O			GUSSET: PANEL SUPPORT, RH CENTER	EA		1						
4975	X2	O			HASP: SAFETY, LH SIDE DOOR AND LH FRONT PANEL DOOR	EA		2					97	12
4976	X2	O			HASP: SAFETY, REAR DOORS AND RH SIDE DOOR	EA		2					97	12
4977	X2	O			HOOK: RN SIDE DOOR	EA		1						
4978	X2	O			LATCH: DOOR, LOWER FRONT, LH	EA		1						
4979	X2	O			LATCH: DOOR, LOWER FRONT, RH	EA		1						
4980	X2	O			LATCH: FRONT DOORS	EA		7					33	24
4981		O		5310-012-0375	NUT: FRONT LH PANEL DOOR AND REAR DOOR SAFETY HASP SCREW	EA		38	*	*	*	*	33	26
4982		O		5310-022-0071	NUT: PANEL ATTACHING	EA		6	*	*	*	*	97	22
4983		O		5310-050-3270	NUT: PANEL ATTACHING	EA		60	*	*	*	*	97	23
4984		O		5310-021-9431	NUT, PLAIN, HEXAGON: DOOR ATTACHING	EA		51	*	*	*	*	34	15
4985	X2	O			PAD: EYE, RH SIDE DOOR HOOK	EA		1					97	5
4986	X2	O			PANEL: CENTER LH	EA		1						
4987	X2	O			PANEL: FRONT LH	EA		1						
4988	X2	O			PANEL: FRONT LH	EA		1					97	21
P989	X2	O			SEAL: PANEL	EA		1					97	18
4990	X2	O			PANEL: LOUVER LN	EA		1					97	6
4991	X2	O			PANEL: REAR	EA		1					34	1
4992	X2	O			PANEL: RH REAR	EA		1					98	1
4993	X2	O			PANEL: SIDE RH	EA		1					98	1
4994	X2	O			PANEL: SIDE RH, CENTER	EA		1					98	4
4995	X2	O			CABINET: PARTS BOOK	EA		1						
4996	X2	O			PLATE: STRIKER, DOORS	EA		4					97	24
4997	X2	O			POST: CORNER, LH FRONT	EA		1						
4998	X2	O			REAR SECTION: ROOF	EA		1						
4999		O		5320-010-4111	RIVET: LOWER FRONT DOOR LATCHES AND SEAL	EA		2	*	*	*	*	97	19
5060		O		5305-018-0020	SCREW: FRONT LH PANEL DOOR SAFETY HASP	EA		9	*	*	*	*	33	23
5001		O		5305-018-0018	SCREW: LH SIDE DOOR AND LH FRONT PANEL DOOR SAFETY HASP	EA		15	*	*	*	*	97	14

LINE NO.	(1) SOURCE, MAINT. AND RECOV. CODE			(2) FEDERAL STOCK NUMBER	(3) DESCRIPTION	(4) UNIT OF ISSUE	(5) QTY INC IN UNIT PACK	(6) QTY INC IN UNIT	(7) 15 DAY ORG.				(8) ILLUS-TRATION	
	(a) SOURCE	(b) MAINT.	(c) RECOV.						MAINT. ALW.				(a) FIG. NO.	(b) ITEM OR SYM. NO.
									1-5	6-20	21-50	51-100		
5002		O		5305-021-4577	SCREW: LN S IDE DOOR AND LH FRONT PANEL DOOR SAFETY HASP			13	*	*	*	*	97	13
5003		O		5305-285-5170	SCREW: LH SIDE DOOR ATTACHING	27315	0626V002	8	*	*	*	*	97	15
5004		O		5305-013-3094	SCREW: PANEL ATTACHING	27315	0644V114	60	*	*	*	*	97	27
5005		O		5305-018-0022	SCREW: REAR DOOR SAFETY HASP	27315	0626V006	4	*	*	*	*		
5006		O		5305-018-0044	SCREW: REAR DOOR SAFETY HASP	27315	0626V010	6	*	*	*	*		
5007		O		5305-012-1832	SCREW: SIDE DOOR HANDLE ESCUTCHEON ATTACHING	27315	0660V053	4					97	11
5008	X2	O			STOP: DOOR, LH LOWER (WELDMENT)	27315	27P1603	1						
5009	X2	O			STOP: DOORS LH UPPER (WELDMENT)	27315	27P1604	1						
5010		O		5310-012-0393	WASHER: DOOR ATTACHING			51					34	14
5011		O		5310-010-6496	WASHER: DOOR HANDLE ESCUTCHEON ATTACHING	27315	3615V004	4	*	*	*	*	97	10
5012		O		5310-012-0380	WASHER: FRONT LH PANEL DOOR SAFETY HASP	27315	3616V007	9	*	*	*	*	33	25
5013		O		5310-010-3321	WASHER: PANEL ATTACHING	27315	3616V009	6	*	*	*	*		
5014	X2	O			WINDOW: FRONT LOWER, OPERATORS COOP	27315	27P1601	1					99	
5015	X2	O		9320-976-3050	RUBBER, SPECIAL SHAPE	30778	27Z147D1	1	SEE	GRP	9901		99	3
5016	C	O		3810-976-0772	WINDOW CAB	82642	27Z140	1	*	*	*	*	99	15
5017	X2	O			WINDOW: FRONT TOP, OPERATORS COOP	27315	27P1602	1					99	4
5018	X2	O		3810-805-3023	RUBBER CHANNEL: WINDOW GLASS	30778	27Z147D2	1	SEE	GRP	9901		99	3
5019	C	O		3810-976-0773	WINDOW, CAB	82642	27Z141	1	*	*	*	*	99	2
5020	X2	O			WINDOW: OPERATORS COOP LH	27315	27N1291	1					99	
5021	2	O		3810-805-3023	RUBBER CHANNEL	30778	27Z147D2	1	SEE	GRP	9901		99	3
5022	C	O		3810-976-0770	WINDOW, CAB	82642	27Z142	1	*	*	*	*	99	10
5023	X2	O			WINDOW: OPERATORS COOP RH	27315	27P1593	1					99	
5024	X2	O		3810-805-3023	RUBBER CHANNEL	30778	27Z147D2	1	SEE	GRP	9901		99	3
5025	C	O		3810-976-0770	WINDOW, CAB	82642	27Z138	1	*	*	*	*	99	10
5026	X2	O			WINDOW: RH DOOR	27315	27P1600	1					34	21
5027	X2	O		9320-976-3050	RUBBER, SPECIAL SHAPE	30778	27Z147D1	1	SEE	GRP	9901		34	
5028	C	O		3810-976-0771	WINDOW CAB	82642	27Z139	1	*	*	*	*	34	22
5029					1806 - SEATS									
5030	X2	O			SEAT ASSEMBLY: INDIVIDUAL	27315	48U2	1					100	9
5031	X2	O			BASE: SEAT	27315	48Z7	1					100	7
5032	X2	O			FRAME: SEAT	27315	48Z6	1					100	8
5033		O		5310-012-0375	NUT: SEAT ASSEMBLY, ATTACHING									
5034	X2	O			SCREW	27315	2045V001	4	*	*	*	*	100	5
5035		O		5305-531-1783	PIN: ADJUSTING	27315	48Z8	1					100	6
5036	X2	O		3810-980-8917	SCREW: SEAT ASSEMBLY ATTACHING			4	*	*	*	*	100	2
5037		O		5310-012-0380	SEAT, INDIVIDUAL	27315	48Z5	1					100	1
5038		O		5310-050-2221	WASHER: SEAT ASSEMBLY ATTACHING									
					SCREW	27315	3616V007	4	*	*	*	*	100	4
					WASHER: SEAT ASSEMBLY ATTACHING									
					SCREW			4	*	*	*	*	100	3

LINE NO.	(1) SOURCE, MAINT. AND RECOV.			(2) FEDERAL STOCK NUMBER	(3) DESCRIPTION	(4) UNIT OF ISSUE	(5) QTY INC IN UNIT PACK	(6) QTY INC IN UNIT	(7) 15 DAY ORG. MAINT. ALW.				(8) ILLUS- TRATION			
	(a) SOURCE	(b) MAINT.	(c) RECOV.						(a)	(b)	(c)	(d)	(a)	(b)		
															MANUFACTURER'S	
															CODE	PART NUMBER
5039					GROUP 22 - BODY CHASSIS OR HULL AND ACCESSORY ITEMS											
5040		O			2202 - ACCESSORY ITEMS											
5041	X2	O			ADAPTER: AIR HOSE	70281	A100746	EA	1					102	13	
5042	X2	O			BASE ASSEMBLY: PERSONNEL HEATER	70281	A100744	EA	1					106	7	
5043	X2	O			BOX ASSEMBLY: CONTROL	70281	A100879	EA	1					103	14	
5044	X2	O			BRACKET: HEAT DUCT GUARD LH	27315	16T1804D2	EA	1					102	17	
5045	X2	O			BRACKET: HEAT DUCT GUARD RH	27315	16T1804D1	EA	1					102	15	
5046	X2	O			CABLE ASSEMBLY: CONTROL PANEL TO FUEL PUMP	70281	A100896	EA	1							
5047	X2	O			CABLE ASSEMBLY: HEATER CONTROL	70281	A100893	EA	1							
5048	X2	O			CAP ASSEMBLY: EXHAUST	70281	A100891	EA	1					104	24	
5049	X2	O			CLAMP: ADAPTER TO MANIFOLD HOSE	66295	4522	EA	4					102	2	
5050	X2	O			CLAMP: HEATER TO MANIFOLD HOSE	70281	100837	EA	10					102	23	
5051	X2	O			CLAMP: HOSE TO HEATER AND ADAPTER	66295	4522	EA	2					102	2	
5052	X2	O			CLAMP: LEFT SIDE WINDOW AND LOWER FRONT DEFROSTER HOSES	08484	38-110	EA	4					102	6	
5053	X2	O			CLAMP: MANIFOLD TO LOWER FRONT DEFROSTER HOSE	70281	99259	EA	3					102	32	
5054	X2	O			CLAMP: MANIFOLD TO RIGHT SIDE WINDOW DEFROSTER HOSE	70281	38-66	EA	5					102	31	
5055	X2	O			CLAMP: RIGHT SIDE WINDOW AND DOOR DEFROSTER HOSE	08484	38-130	EA	4					102	3	
5056	X2	O			CLAMP: SADDLE, EXHAUST PIPES	79260	38-120	EA	5					102	21	
5057		O		5340-664-2373	CLAMP, LOOP: WIRING HARNESS	96906	MS21919F7	EA	3	*	*	*	*			
5058	X2	O			COVER: ASBESTOS, CONTROL PANEL TO HEATER WIRES	70281	29-83-12	EA	1							
5059	X2	O			COVER: ASBESTOS EXHAUST PIPE	70281	29-72-120	EA	1					104	22	
5060	X2	O			COVER ASSEMBLY: PERSONNEL HEATER	70281	A100740	EA	1					106	1	
5061	X2	O		3805-066-1186	LATCH, HOOD: PERSONNEL HEATER COVER	70281	20-105	EA	2					106	2	
5062		O		5305-543-2335	SCREW, ASSEMBLED, WASHER: PERSONNEL HEATER COVER LATCH	77595	V4013	EA	4	*	*	*	*	106	3	
5063	X2	O			DEFROSTER ASSEMBLY: DOOR	702 1	A100783	EA	1					102	25	
5064	X2	O			DEFROSTER ASSEMBLY: LEFT SIDE WINDOW	70281	A100860	EA	1					102	8	
5065	X2	O			DEFROSTER ASSEMBLY: LOWER FRONT WINDOW	70281	A100850	EA	1					102	9	
5066	X2	O			DEFROSTER ASSEMBLY: RIGHT SIDE WINDOW	70281	A100867	EA	1					102	10	
5067	X2	O		6110-039-9553	DISTRIBUTION BOX: CONTROL	46522	C13776G2	EA	1					103		
5068	X2	O		3810-887-4548	CONTROL BOX	46522	B169-13777-1	EA	1					103	1	
5069		O		5310-654-5534	NUT, SHEET SPRING: PANEL ATTACHING SCREW	78553	C6052-832-27	EA	2	*	*	*	*	103	3	
5070	X2	O		6110-557-7089	PANEL, POWER DISTRIBUTING: CONTROL	46522	C13779G2	EA	1					103		
5071	X2	O		2990-604-3577	BRACKET, MOUNTING, ELECTRIC: RECEPTACLE MTG	4162	B172-13780-1	EA	1					103	4	

LINE NO.	(1) SOURCE, MAINT. AND RECOV.			(2) FEDERAL STOCK NUMBER	(3) DESCRIPTION	(4) UNIT OF ISSUE	(5) QTY INC IN UNIT PACK	(6) QTY INC IN UNIT	(7) 15 DAY ORG.				(8) ILLUS- TRATION			
	(a) SOURCE	(b) MAINT.	(c) RECOV.						MAINT. ALW.				(a) FIG. NO.	(b) ITEM OR SYM. NO.		
									(a)	(b)	(c)	(d)				
															1-5	6-20
MANUFACTURER'S		PART NUMBER														
CODE		PART NUMBER														
5072	P	O		5925-159-0274	CIRCUIT BREAKER	56365	9311-20A	EA		1	SEE	GRP	9901		103	26
5073	X2	O		5935-201-4161	CONNECTOR, ELECTRICAL, RECEPTACLE	88044	AN3102A1628P	EA		1					103	22
5074	X2	O			GROMMET, RUBBER	14370	A600-3013	EA		1					103	16
5075	P	O		6240-155-8714	LAMP, INCANDESCENT	88044	AN3121-313	EA		1	SEE	GRP	9901		103	13
5076	X2	O		6210-283-9264	LIGHT, INDICATOR	72619	VM911-4	EA		1					103	12
5077		O		5310-011-4777	NUT, PLAIN, HEXAGON: RECEPTACLE ATTACHING SCREW	46522	AN340B4 -	EA		4	*	*	*	*	103	6
5078	X2	O		2990-545-2413	PANEL, CONTROL BOX	46522	B13782-1	EA		1					103	9
5079	X2	O			PLATE, IDENTIFICATION: PERSONNEL HEATER CONTROL BX	46522	A613-13783	EA		1					103	19
5080		O		5305-042-0463	SCREW, ASSEMBLED WASHER: ANGLE BRACKET TO PANEL ATTACHING			EA		2	*	*	*	*	103	17
5081		O		5305-013-8140	SCREW, MACHINE: PERSONNEL HEATER CONTROL BOX IDENTIFICATION PLATE	88044	AN515P16-4	EA		2	*	*	*	*	103	11
5082		O		5305-290-3004	SCREW, MACHINE: RECEPTACLE ATTACHING	88044	AN515PB4-6	EA		4	*	*	*	*	103	23
5083	P	O		5930-615-9376	SWITCH, TOGGLE	15605	8806K602	EA		1	SEE	GRP	9901		103	18
5084		O		5310-011-6042	WASHER, LOCK: RECEPTACLE ATTACHINGS	78189	1204-00	EA		8	*	*	*	*	103	5
5085	X2	O			WIRE ASSEMBLY: CONTROL BOX	46522	A874-13789	EA		1					103	7
5086	X2	O			WIRE ASSEMBLY: CONTROL BOX	46522	A874-13790	EA		1					103	15
5087	X2	O			WIRE ASSEMBLY: CONTROL BOX	46522	B13785G1	EA		1					103	8
5088	X2	O		2540-062-8640	WIRE, JUMPER	46522	A874-11650G1	EA		1					103	27
5089		O		5305-010-0958	SCREW: CONTROL BOX PANEL ATTACHING			EA		2	*	*	*	*	103	10
5090	X2	O			DOOR ASSEMBLY: HEATER MANIFOLD	70281	A100805	EA		1					102	29
5091	X2	O			ELBOW: FUEL FILTER TO UNION	14959	38-134	EA		1					107	19
5092	X2	O			ELBOW: FUEL PUMP INLET AND OUTLET AND FUEL REGULATOR INLET	14959	116B	EA		3					107	12
5093	X2	O			ELBOW: FUEL REGULATOR	14959	1008	EA		1					107	15
5094	X2	O			EXHAUST ASSEMBLY: PERSONNEL HEATER	70281	A100748	EA		1					104	20
5095	X2	O			FLANGE ASSEMBLY: EXHAUST	70281	A100750	EA		1					104	20
5096	X2	O			GROMMET, RUBBER	70485	28-829	EA		1					106	4
5097		O		5325-276-6100	GROMMET, RUBBER: WIRING HARNESS	88044	AN931-8-13	EA		1	*	*	*	*		
5098	X2	O			GUARD: HEAT DUCT	27315	14P1398	EA		1					102	16
5099	X2	O		2540-555-9230	HEATER, VEHICULAR, CAB: PERSONNEL MODEL E510-24A	46522	E464-15252G2	EA		1					104	
5100	X2	O		4520-677-7362	BASE ASSEMBLY: HEATER MOTOR	46522	C18240G1-1	EA		2	SEE	GRP	9901		104	3
5101		O		5306-042-5569	BOLT: BURNER ASSEMBLY TO COMBUSTION CHAMBER ASSEMBLY			EA		4	*	*	*	*	104	49
5102		O		5306-551-5893	BOLT, MACHINE: CLAMP TO BASE ASSEMBLY	88044	AN65-5-14	EA		5	*	*	*	*	104	19
5103	X2	O		4520-677-7360	BRACKET, FUEL TABLE:HEATER MTG REAR	46522	C16347G1-1	EA		1					104	1



LINE NO.	(1) SOURCE, MAINT. AND RECOV.			(2) FEDERAL STOCK NUMBER	(3) DESCRIPTION	(4) UNIT OF ISSUE	(5) QTY INC IN UNIT PACK	(6) QTY INC IN UNIT	(7) 15 DAY ORG. MAINT. ALW.				(8) ILLUS- TRATION					
	(a) SOURCE	(b) MAINT.	(c) RECOV.						(a)	(b)	(c)	(d)	(a) FIG. NO.	(b) ITEM OR SYM. NO.				
															MANUFACTURER'S			
															CODE	PART NUMBER	1-5	6-20
5104	X2	O			BURNER ASSEMBLY, HEATER	EA		1					104					
5105		O	4730-289-0224		ADAPTER, BUSHING: IGNITER	EA		1	*	*	*	*	104	46				
5106	P	O	5330-265-2116		GASKET: ASBESTOS	EA		1	SEE	GRP	9901		104	18				
5107	X2	O			GENERATOR ASSEMBLY	EA		1	SEE	GRP	9901		104	10				
5108	X2	O	4520-606-2590		HEAD, BURNER	EA		1					104	8				
5109	P	O	2990-333-1582		IGNITER, SYSTEM, COMPLETE	EA		1	SEE	GRP	9901		104	50				
5110	X2	O	4530-567-1827		NOZZLE, OIL BURNER: BURNER	EA		1	SEE	GRP	9901		104	7				
5111		O	5310-297-8888		NUT, PLAIN, HEXAGON: WICK RETAINER	EA		1	*	*	*	*	104	33				
5112	X2	O			RING ASSEMBLY, MIXING	EA		1					104	9				
5113	P	O	5340-322-1996		SHIM: IGNITER SLEEVE	EA		2	SEE	GRP	9901		104	7				
5114	X2	O			WASHER: WICK RETAINER	EA		1					104	3				
5115	P	O	9390-319-0455		WICK: BURNER	EA		1	SEE	GRP	990		104	35				
5116	X2	O			CAP	EA		1					104	32				
5117	X2	O	2990-567-1824		CHAMBER ASSEMBLY: COMBUSTION	EA		1					104					
5118	X2	O	4520-677-7364		CASING ASSEMBLY, COMBUSTION	EA		1					104	43				
5119	X1				CHAMBER ASSEMBLY	EA		1					104	15				
5120		O	5305-042-4503		SCREW, ASSEMBLED WASHER: CHAMBER ASSEMBLY CASING ATTACHING	EA		5	*	*	*	*	104	44				
5121	X2	O			STUD	EA		1					104	11				
5122		O	4730-639-9779		CLAMP, HOSE: DUCT TUBE	EA		2	*	*	*	*						
5123	X2	O	2540-303-3567		CLAMP, PERSONNEL HEATER: HEATER RING, FRONT	EA		2					104	18				
5124	X2	O	4520-701-9628		COVER ASSEMBLY, COMPRESSION: CONTROLS	EA		1					105					
5125	X1				COVER: CONTROLS	EA		1					105	1				
5126		O	5310-680-5439		NUT, SHEET SPRING: COVER ATTACHING SCREW	EA		1	*	*	*	*	105	3				
5127		O	5305-011-0500		SCREW: COVER ATTACHING	EA		1	*	*	*	*	105	2				
5128	X2	O	5930-033-6723		COVER, ELECTRICAL, SWITCH: SWITCH	EA		1					104	13				
5129	X2	O	2990-507-3307		FAN, CENTRIFUGAL	EA		1					104	41				
5130	X2	O			BODY SCROLL	EA		1					104	36				
5131	X2	O	4520-567-1822		COVER ASSEMBLY, INTAKE	EA		1					104	4				
5132	X2	O			FAN ASSEMBLY: COMBUSTION	EA		1					104	37				
5133		O	5305-660-3067		SETSCREW	EA		1	*	*	*	*	104	38				
5134		O	5325-050-2857		GROMMET, RUBBER	EA		1	*	*	*	*	104	45				
5135		O	5325-050-2857		GROMMET, RUBBER	EA		1	*	*	*	*						
5136	X2	O	4310-797-9352		HOUSING, HEATER	EA		1										
5137	X2	O			MOTOR, DIRECT CURRENT: BLOWER	EA		1					104	42				
5138		O	5310-176-8138		NUT, PLAIN, HEXAGON: MOTOR GROUND WIRE	EA		1	*	*	*	*						
5139		O	5305-022-8292		SCREW, ASSEMBLED WASHER: END SCROLL TO BODY SCROLL	EA		3	*	*	*	*	104	52				
5140		O	5305-019-1178		SCREW ASSEMBLED WASHER: END SCROLL TO MOTOR	EA		4	*	*	*	*	104	51				

LINE NO.	(1) SOURCE, MAINT. AND RECOV.			(2) FEDERAL STOCK NUMBER	(3) DESCRIPTION	(4) UNIT OF ISSUE	(5) QTY INC IN UNIT PACK	(6) QTY INC IN UNIT	(7) 15 DAY ORG.				(8) ILLUS- TRATION		
	(a) SOURCE	(b) MAINT.	(c) RECOV.						MAINT. ALW.				(a) FIG. NO.	(b) ITEM OR SYM. NO.	
									(a)	(b)	(c)	(d)			
															1-5
MANUFACTURER'S		PART NUMBER													
5141		O		5305-042-4503	SCREW, ASSEMBLED WASHER: MOTOR										
					GROUND WIRES INTAKE COVER AND MOTOR SUPPORT ATTACHING	EA		10	*	*	*	*	104	5	
5142	X2	O		2990-567-1819	SCROLL: END BLOWER HOUSING	EA		1					104	39	
5143	X2	O		2990-567-1817	SUPPORT ASSEMBLY, MOTOR	EA		1					104	40	
5144		O		5310-011-4603	WASHER, LOCK: MOTOR GROUND WIRE	EA		1	*	*	*	*			
5145	X2	O		4720-293-7278	HOSE, AIR, DUCT	EA		1							
5146		O		5310-880-7744	NUT: CLAMP TO BASE ASSEMBLY	EA		5	*	*	*	*	104	16	
5147	X2	O		5930-601-9806	PLATE, SWITCH	EA		1					104	53	
5148	X2	O		4520-677-7361	RING, HEATER MOUNTING: FRONT	EA		1					104	26	
5149		O		5305-273-5427	SCREW, MACHINE: BLOWER ASSEMBLY TO COMBUSTION CHAMBER ASSEMBLY	EA		9	*	*	*	*	104	12	
5150		O		5305-286-1955	SCREW, MACHINE: SWITCH RETAINER AND SWITCH PLATE	EA		4	*	*	*	*	104	12	
5151	X2	O			SUPPORT ASSEMBLY: CONTROLS	EA		1					105		
5152	X2	O			BRACKET: CONTROL MTG	EA		1					105	12	
5153		O		5325-050-2857	GROMMET, RUBBER	EA		4	*	*	*	*	105	13	
5154	X2	O		2590-557-8527	LEAD ASSEMBLY, ELECTRICAL: BOX MTQ LH	EA		1					105	20	
5155	X2	O		2540-303-3571	CAP, RECEPTACLE PERS	EA		1							
5156	M	O			WIRE: JUMPER	EA		4							
5156A		O		5305-019-2471	MANUFACTURE FROM: SCREW, TAPPING, THREAD	EA		1	*	*	*	*			
5156B	P	O		6135-838-9874	WIRE, ELECTRICAL (12 IN. REQUIRED FOR EACH WIRE)	FT			SEE	GRP	9501				
5157	M	O			LEAD, ELECTRICAL:FLAME SWITCH TO LIMIT SWITCH	EA		1					105	29	
					MANUFACTURE FROM: TERMINAL, LUG	EA		2							
5157A	X2	O		5940-050-7106	WIRE ELECTRICAL	FT			SEE	GRP	9501				
5157B	P	O		6145-660-8933	(5 FT REQUIRED)										
5158	M	O			LEAD, ELECTRICAL: FLAME SWITCH TO RESISTOR	EA		1					105	33	
					MANUFACTURE FROM: TERMINAL, LUG	EA		1							
5158A	X2	O		5940-050-7097	WIRE, ELECTRICAL	FT			SEE	GRP	9501				
5158B	P	O		6145-660-8933	(6 IN. REQUIRED)										
5159	M	O			LEAD, ELECTRICAL: FLAME SWITCH TO TERMINAL BOARD	EA		1					105	31	
					MANUFACTURE FROM: TERMINAL, LUG	EA		2							
5159A	X2	O		5940-050-7097	WIRE, ELECTRICAL	FT			SEE	GRP	9501				
5159B	P	O		6145-660-8933	(6 IN. REQUIRED)										
5160		O		5310-011-3103	NUT, PLAIN, HEXAGON: CONTROL BRACKET ATTACHING	EA		4	*	*	*	*	105	22	

LINE NO.	(1) SOURCE, MAINT. AND RECOV. CODE			(2) FEDERAL STOCK NUMBER	(3) DESCRIPTION	(4) UNIT OF ISSUE	(5) QTY INC IN UNIT PACK	(6) QTY INC IN UNIT	(7) 15 DAY ORG. MAINT. ALW.				(8) ILLUS- TRATION	
	(a) SOURCE	(b) MAINT.	(c) RECOV.										(a) FIG. NO.	(b) ITEM OR SYM. NO.
									MANUFACTURER'S					
									CODE	PART NUMBER	(a) 1-5	(b) 6-20		
5161		O		5310-167-1360	NUT, PLAIN, HEXAGON: SOCKET ASSEMBLY ATTACHING	EA		2	*	*	*	*	105	25
5162		O		5310-011-0634	NUT, PLAIN, SQUARE: COVER ASSEMBLY ATTACHING SCREW	EA		1	*	*	*	*	105	3
5163	P	O		5945-340-6868	RELAY, THERMAL	EA		1	*	*	*	*	105	1
5163A	P	O		5905-709-9968	RESISTOR ASSEMBLY	EA		1	*	*	*	*	105	11
5164	X2	O		4520-677-7360	RING:FUEL CONTROL	EA		1					105	8
5165	X2	O		5935-322-9442	CONNECTOR, RECEPTACLE ELECTRICAL	EA		1					105	17
5166	X2	O		5935-636-5989	CONNECTOR, RECEPTACLE ELECTRICAL: PERSONNEL HEATER MTQ	EA							105	19
5167		O		5305-285-4525	SCREW: RECEPTACLE ASSEMBLIES ATTACHING	EA		12	*	*	*	*	105	18
5168		O		5305-207-9960	SCREW: REGULATOR VALVE TO BRACKET	EA		2	*	*	*	*	105	34
5169		O		5305-042-4333	SCREW: RESISTORS FUEL CONTROL BRACKET, CONTROLS BRACKET ATTACHING	EA		6	*	*	*	*		
5170		O		5305-011-7617	SCREW: SOCKET ASSEMBLY ATTACHING	EA		2	*	*	*	*	105	16
5171		O		5305-010-0752	SCREW: TERMINAL BOARD ATTACHING	EA		4	*	*	*	*	105	9
5172	X2	O			SOCKET ASSEMBLY: THERMAL RELAY	EA		1					105	15
5173	X2	O		6110-570-5460	SUPPORT ASSEMBLY: CONTROLS	EA		1					105	23
5174	P	O		5930-322-9444	SWITCH:FLAME	EA		1	SEE	GRP	9901		105	28
5175		O		4730-287-1536	NUT	EA		1	*	*	*	*	105	27
5176	X2	O		2910-423-5518	SLEEVE, COMPRESSION	EA		1					105	26
5177	X2	O		2540-338-3539	TEE ASSEMBLY	EA		1					105	
5178	X2	O		4520-567-1886	NOZZLE ASSEMBLY, FILTER	EA		1					105	6
5179		O		4730-289-2404	PLUG, PIPE: SPECIAL	EA		1	*	*	*	*	105	7
5180		O		4730-319-0454	TEE, PIPE TO TUBE: ADAPTER	EA		1	*	*	*	*	105	5
5181	x2	O		5940-193-0006	TERMINAL BOARD	EA		1					105	10
5182	X2	O		4810-303-3564	VALVE, SOLENOID, PRESSURE: REGULATOR	EA		1					105	4
5183		O		5310-013-8550	WASHER, LOCK: CONTROL BRACKET ATTACHING	EA		4	*	*	*	*	105	21
5184		O		5310-011-6042	WASHER, LOCK: SOCKET ASSEMBLY ATTACHING	EA		4	*	*	*	*	105	24
5185	M	O			WIRE ASSEMBLY	EA		1					105	32
5185A	X2	O		5940-050-7097	MANUFACTURE FROM: TERMINAL, LUG	EA		2						
5185B	P	O		6145-660-8933	WIRE, ELECTRICAL (4 IN. REQUIRED)	FT			SEE	GRP	9501			
5186	M	O			WIRE ASSEMBLY: FLAME SWITCH TO TERMINAL BOARD	EA		1					105	30
5186A	X2	O		5940-050-7106	MANUFACTURE FROM: TERMINAL, LUG	EA		2						
5186B	P	O		6145-660-8933	WIRE, ELECTRICAL (6 IN. REQUIRED)	FT			SEE	GRP	9501			

LINE NO.	(1) SOURCE, MAINT. AND RECOV. CODE			(2) FEDERAL STOCK NUMBER	(3) DESCRIPTION	(4) UNIT OF ISSUE	(5) QTY INC IN UNIT PACK	(6) QTY INC IN UNIT	(7) 15 DAY ORG. MAINT. ALW.				(8) ILLUS- TRATION			
	(a) SOURCE	(b) MAINT.	(c) RECOV.						(a)	(b)	(c)	(d)	(a)	(b)		
															MANUFACTURER'S	
															CODE	PART NUMBER
5187	P	O		5930-501-0087	SWITCH, THERMOSTATIC: LIMIT	EA		1	*	*	*	*	104	14		
5188	X2	O			TUBE ASSEMBLY: FUEL	EA		1					104	6		
5189		O		5310-514-6674	WASHER, LOCK: CLAMP TO BASE ASSEMBLY BOLT	EA		5	*	*			104	17		
5190	X2	O			HOSE: HEATER TO ADAPTER	EA		1					102	19		
5191	M	O			HOSE: HEATER TO MANIFOLD	EA		1					102	1		
5191A	P	O		4720-810-7037	MANUFACTURE FROM: HOSE AIR DUCT (8 FT REQUIRED)	FT			SEE	GRP	9501					
5192	M	O			HOSE: MANIFOLD TO LEFT SIDE WINDOW DEFROSTER	EA		1					102	7		
5192A	P	O		4720-810-7037	MANUFACTURE FROM: HOSE, AIR DUCT (22 IN. REQUIRED)	FT			SEE	6RP	9501					
5193	M	O			HOSE: MANIFOLD TO LOWER FRONT WINDOW DEFROSTER	EA		1					102	28		
5193A	P	O		4720-810-7037	MANUFACTURE FROM: HOSE, AIR DUCT (8 FT REQUIRED)	FT			SEE	6RP	9501					
5194	X2	O		4720-809-2428	HOSE, AIR DUCT: DEFROSTER, DOOR WINDOW	EA		1	SEE	GRP	9901		102	24		
5195	P	O		2540-975-8490	HOSE, AIR DUCT: EXHAUST	EA		1	SEE	GRP	9901		104	23		
5196	X2	O		4720-809-2428	HOSE, AIR DUCT: MANIFOLD TO RIGHT SIDE WINDOW DEFROSTER	EA		1	SEE	GRP	9901		102	5		
5197	X2	O			HOSE, FLEXIBLE: FUEL PUMP INLET AND OUTLET	EA		1					107	2		
5198	X2	O			MANIFOLD ASSEMBLY: HEATER	EA		1					102	4		
5199		O		4730-193-2707	NIPPLE: FUEL REGULATOR	EA		1	*	*	*	*	107	16		
5200	X2	O			NIPPLE: SNAP TITE, FUEL PUMP OUTLET LINE	EA		1					107	14		
5201		O		4730-278-3727	NIPPLE, PIPE: SHUT-OFF VALVE TO FUEL FILTER	EA		1	*	*	*	*	107	21		
5202		O		5310-022-0073	NUT: TANK SUPPORT ATTACHING	EA		4	*	*	*	*	107	32		
5203		O		5310-011-4492	NUT: WIPER BRACKET ATTACHING	EA		4	*	*	*	*	99	13		
5204		O		5310-584-5005	NUT, PLAIN, HEXAGON: AIR HOSE ADAPTER ATTACHING AND HEAT DUCT GUARD BRACKET	EA		12	*	*	*	*	102	11		
5205		O		5310-022-0073	NUT, PLAIN, HEXAGON: HEATER BASE ATTACHING	EA		4	*	*	*	*	106	5		
5206		O		5310-012-0377	NUT, PLAIN, HEXAGON: TANK STRAP TO TANK SUPPORT	EA		2	*	*	*	*	107	7		
5207		O		5310-584-5005	NUT, PLAIN, HEXAGON: TANK STRAP TO TANK SUPPORT	EA		2	*	*	*	*	107	4		
5208		O		5310-045-1009	NUT, SELF-LOCKING, HEXAGON: HEATER MTG SCREW	EA		4	*	*	*	*	104	31		
5209	P	O		2910-735-4014	PUMP ASSEMBLY: FUEL, HEATER	EA		1	SEE	GRP	9901		107	17		

LINE NO.	(1) SOURCE, MAINT. AND RECOV. CODE			(2) FEDERAL STOCK NUMBER	(3) DESCRIPTION	(4) UNIT OF ISSUE	(5) QTY INC IN UNIT PACK	(6) QTY INC IN UNIT	(7) 15 DAY ORG. MAINT. ALW.				(8) ILLUS- TRATION			
	(a) SOURCE	(b) MAINT.	(c) RECOV.										(a) FIG. NO.	(b) ITEM OR SYM. NO.		
									MANUFACTURER'S		(a) 1-5	(b) 6-20			(c) 21-50	(d) 51-100
									CODE	PART NUMBER						
5210	P	O		5330-202-2252	GASKET: COVER, FUEL PUMP	EA		1	*	*	*	*				
5211	X2	O			REDUCER: AIR	EA		1					104	25		
5212		O		5305-282-1067	SCREW: CLAMP ATTACHING	EA		15	*	*	*	*				
5213		O		5305-696-5283	SCREW: CONTROL BOX ASSEMBLY ATTACHING	EA		6	*	*	*	*	102	30		
5214		O		5305-543-2335	SCREW: EXHAUST FLANGE ATTACHING	EA		6	*	*	*	*	107	30		
5215		O		5305-042-7238	SCREW: FUEL PUMP ATTACHING	EA		2	*	*	*	*	107	28		
5216		O		5305-013-3043	SCREW: HEAT DUCT GUARD BRACKET ATTACHING	EA		4	*	*	*	*	102	18		
5217		O		5305-021-5466	SCREW: HEATER MTG	EA		4	*	*	*	*	104	27		
5218		O		5305-639-8179	SCREW: HOSE CLAMP ATTACHING	EA		4	*	*	*	*	102	21		
5219		O		5305-018 0116	SCREW: MANIFOLD ASSEMBLY MTG	EA		2	*	*	*	*	102	27		
5220		O		5305-696-5283	SCREW: RIGHT SIDE WINDOW DEFROSTER	EA		2	*	*	*	*	102	30		
5221		O		5305-010-0001	SCREW: WIPER BRACKET ATTACHING	EA		4	*	*	*	*	99	9		
5222		O		5305-042-3477	SCREW, ASSEMBLED WASHER: AIR HOSE ADAPTER ATTACHING	EA		8	*	*	*	*	102	14		
5223	X2	O		4310-562-9155	SPRING, HELICAL, COMPRESSION: HEATER MTG SCREW	EA		4	SEE	GRP	9901		104	30		
5224	X2	O		4310-790-9911	STRAINER: FUEL	EA		1					107	20		
5225	X2	O			STRAP ASSEMBLY: FUEL TANK	EA		2					107	3		
5226	X2	O			SUPPORT ASSEMBLY: FUEL TANK	EA		2					107	8		
5227	X2	O			TAPE: ASBESTOS COVER ATTACHING (12 IN. LENGTH)	EA		1								
5228	X2	O			TANK ASSEMBLY:FUEL, AIR HEATERS	EA		1					107			
5229	X2	O			CAP ASSEMBLY: FUEL TANK	EA		1					107	9		
5230	X2	O		6680-551-0600	GAGE, LIQUID QUANTITY: FUEL TANK	EA		1					107	24		
5231	X2	O			PLUG: FUEL TANK DRAIN	EA		1					107	23		
5232	X2	O			STRAINER: FUEL TANK	EA		1					107	10		
5233	X2	O			TANK ASSEMBLY: FUEL	EA		1					107	11		
5234	X2	O			UNION: ELBOW TO FUEL LINE	EA		1					107	18		
5235	X2	O			VALVE: FUEL PUMP OUTLET LINE	EA		1					107	13		
5236	X2	O			VALVE: SHUT-OFF, FUEL TANK OUTLET	EA		1	SEE	GRP	9901		107	22		
5237		O		5310-545-2705	WASHER: AIR HOSE ADAPTER ATTACHING AND HEAT DUCT GUARD BRACKET	EA		12	*	*	*	*	102	12		
5238		O		5310-017-8551	WASHER: CONTROL BOX ASSEMBLY ATTACHING	EA		2	*	*	*	*				
5239	X2	O			WASHER: CUP, HEATER MTG SCREW	EA		8					104	29		
5240		O		5310-012-0380	WASHER: FUEL PUMP ATTACHING SCREW	EA		2	*	*	*	*	107	29		
5241		O		5310-017-8601	WASHER: HEATER BASE ATTACHING	EA		4	*	*	*	*	106	6		
5242		O		5310-044-6363	WASHER: HEATER MTG SCREW	EA		4	*	*	*	*	104	28		
5243		O		5310-017-8378	WASHER: HOSE CLAMP ATTACHING SCREW	EA		4	*	*	*	*	102	22		
5244		O		5310-017-8551	WASHER: MANIFOLD ASSEMBLY MTG	EA		2	*	*	*	*	102	26		
5245		O		5310-012-0380	WASHER: TANK STRAP TO TANK SUPPORT	EA		2	*	*	*	*	107	5		
5246		O		5310-012-0381	WASHER: TANK STRAP TO TANK SUPPORT LOWER	EA		2	*	*	*	*	107	31		

LINE NO.	(1) SOURCE, MAINT. AND RECOV.			(2) FEDERAL STOCK NUMBER	(3) DESCRIPTION	(4) UNIT OF ISSUE	(5) QTY INC IN UNIT PACK	(6) QTY INC IN UNIT	(7) 15 DAY ORG.				(8) ILLUS- TRATION			
	(a) SOURCE	(b) MAINT.	(c) RECOV.						MAINT. ALW.				(a) FIG. NO.	(b) ITEM OR SYM. NO.		
									MANUFACTURER'S							
									(a)	(b)	(c)	(d)				
5247		O		5310-017-8601	WASHER: TANK SUPPORT ATTACHING	78189	V4050	EA		4	*	*	*	*	107	6
5248		O		5310-010-3319	WASHER, LOCK: WIPER SPROCKET ATTACHING			EA		4	*	*	*	*	99	12
5249	X2	O			WIPER ASSEMBLY: WINDSHIELD	27315	100N1464	EA		1					99	
5250	X2	O			ARM: WIPER	60703	88Z86	EA		1					99	6
5251	P	O			BLADE: 14 IN	60703	874-44	EA		1	*	*	*	*	99	5
5252	X2	O			HANDLE: WIPER	27315	6T181	EA		1					99	7
5253	X1	O			PIN: HANDLE	27315	19T4136	EA		1						
5254	X2	O			SCREW: MACHINE- HEXAGON HEAD	07125	0844V1	EA		3					99	9
5255	X2	O			WIPER	01843	WWC2F1660	EA		1					99	8
5256	X2	O			BRACKET: WIPER	27315	16P1613	EA		1					99	11
5257	X2	O			WIRE HARNESS: LIGHT ENCLOSURE TO HEATER CONTROL BOX	70281	A100895	EA		1						
5258					2207 - WINTERIZATION EQUIPMENT											
5259	X2	O			ADAPTER: HOSE, ENGINE COOLANT LINES	70281	38-73	EA		7					109	22
5260	X2	O			ADAPTER: OIL PAN	70281	A100838	EA		1					100	31
5261	X2	O			ADHESIVE: BATTER BOX	70281	55-60	EA		1						
5262	X2	O			BASE ASSEMBLY: BATTERY HEATER MTQ	70281	A100758	EA		1					106	9
5263	X2	O			BASE ASSEMBLY: ENGINE HEATER	70281	A100735	EA		1					106	11
5264		O		5306-021-4589	BOLT: BATTERY HEATER FUEL PUMP MTG	07125	V4041	EA		2	*	*	*	*		
5265		O		5306-523-1627	BOLT, MACHINE: ENGINE HEATER FUEL HOSE CLIP			EA		1	*	*	*	*		
5266	X2	O			BRACKET: ENGINE HEATER COOLANT LINE SUPPORT	70281	100835	EA		1					109	34
5267	X2	O			BRACKET ASSEMBLY: AUTOMATIC TEMPERATURE CONTROL	70281	A100754	EA		1					108	12
5268	X2	O			BUSHING: REDUCER ENGINE HEATER INLET AND OUTLET LINE AND CRANKCASE INLET	14959	110B	EA		3					109	2
5269	X2	O			CABLE ASSEMBLY: CONTROL BOX TO ENGINE HEATER	70281	A100892	EA		1						
5270	X2	O			CABLE ASSEMBLY: CONTROL PANEL TO COOLANT PUMP AND FUEL PUMP	70281	A100897	EA		1						
5271	X2	O			CABLE ASSEMBLY: CONTROL PANEL TO ENGINE HEATER	70281	A100894	EA		1					108	16
5272	X2	O			CABLE ASSEMBLY: CONTROL PANEL TO THERMOSTAT	70281	A100898	EA		1					109	38
5273	x2	O			CABLE ASSEMBLY: COOLANT PUMP	70281	A100888	EA		1					109	37
5274	X2	O			CABLE ASSEMBLY: THERMOSTAT	70281	A100899	EA		1					108	14
5275	X2	O			CAP ASSEMBLY: EXHAUST- BATTERY HEATER	70281	A100890	EA		1					104	24
5276	X2	O			CAP ASSEMBLY: EXHAUST, ENGINE HEATER	70281	A100891	EA		1					104	24
5277	X2	O			CHAIN: FURNACE AUTOMATIC TEMPERATURE CONTROL (7 IN. REQUIRED)	73092	V4012	EA		1					108	6

LINE NO.	(1) SOURCE, MAINT. AND RECOV.			(2) FEDERAL STOCK NUMBER	(3) DESCRIPTION	(4) UNIT OF ISSUE	(5) QTY INC IN UNIT PACK	(6) QTY INC IN UNIT	(7) 15 DAY ORG.				(8) ILLUS- TRATION		
	(a) SOURCE	(b) MAINT.	(c) RECOV.						MAINT. ALW.				(a) FIG. NO.	(b) ITEM OR SYM. NO.	
									15 DAY ORG.						
									(a) 1-5	(b) 6-20	(c) 21-50	(d) 51-100			
MANUFACTURER'S		UNIT OF ISSUE	QTY INC IN UNIT PACK	QTY INC IN UNIT	(a) 1-5	(b) 6-20	(c) 21-50	(d) 51-100	(a) FIG. NO.	(b) ITEM OR SYM. NO.					
CODE	PART NUMBER														
5278	X2	O		2990-374-8486	CLAMP: SADDLE, ENGINE HEATER EXHAUST	79260	6624	EA	5					109	33
5279	X2	O			CLAMP: TYRO, ASBESTOS COVER	07847	29-115	EA	6					109	24
5200	X2	O		2990 -085-3507	CLAMP ASSEMBLY: BATTERY HEATER TG	46522	A249-51720G1	EA	2					110	1
5281		O		4730-278-2530	CLAMP, HOSE: BATTERY BOX DRAIN	08484	QS100M12S	EA	1	*	*	*	*	108	25
5282		O		4730-278-2518	CLAMP, HOSE: BATTERY BOX OUTLET HOSE	08484	QS100M36S	EA	1	*	*	*	*	108	34
5283		O		4730-720-1249	CLAMP, HOSE: BATTERY HEATER TO BATTERY BOX	08484	QS100M48S	EA	2	*	*	*	*	108	4
5284		O		4730-278-2518	CLAMP, HOSE: COOLANT PUMP TO ENGINE HEATER HOSE	08484	QS100M36S	EA	2	*	*	*	*	109	11
5285		O		4730-778-2548	CLAMP, HOSE: ENGINE HEATER COOLANT FLEXIBLE LINES	08484	QS100M205	EA	8		*	*	*	109	23
5286		O		5340-817-1195	CLAMP, LOOP: SADDLE, BATTERY HEATER EXHAUST	79260	6620	EA	4	*	*	*	*	104	21
5287	X2	O			CLIP: WIRE, ENGINE HEATER FUEL PUMP INLET HOSE	04161	MS21919F7	EA	1						
5288	X2	O			COCK, DRAIN: OIL PAN TO CRANKCASE LINE	48131	202F	EA	1					109	27
5289	X2	O			CONTROL: AUTOMATIC TEMPERATURE	70281	A100753	EA	1					108	5
5290	X2	O			CONTROL ASSEMBLY: THERMOSTAT	70281	A101005	EA	1					109	17
5291	X2	O			COVER: ASBESTOS/ BATTERY HEATER EXHAUST HOSE	92798	29-72-70	EA	1					104	22
					(5 FT 10 IN. REQUIRED)										
5292	X2	O			COVER: ASBESTOS, ENGINE HEATER EXHAUST HOSE	70281	29-72-144	EA	1					104	22
5293	X2	O			COVER ASSEMBLY: BATTERY HEATER	70281	A100755	EA	1					106	8
5294	X2	O			LATCH, HOOD: COVER ASSEMBLY	70281	20-105	EA	1	SEE	GRP	9901	*	106	2
5295		O		5305-515-7156	SCREW: LATCH ATTACHING			EA	2	*	*	*	*	106	3
5296	X2	O			COVER ASSEMBLY: ENGINE HEATER	70281	A100732	EA	1					106	10
5297	X2	O			LATCH, HOOD: COVER ASSEMBLY	70281	20-105	EA	1	SEE	GRP	9901	*	106	2
5298		O		5305-515-7156	SCREW: LATCH ATTACHING			EA	2	*	*	*	*	106	3
5299	X2	O		6110-866-2559	DISTRIBUTION BOX: BATTERY HEATER	46522	C169-51230G2	EA	1					103	
5300	X2	O		2990-604-3577	BRACKET, MOUNTING: ANGLES BOX										
					RECEPTACLE MTG	46522	B172-13780-1	EA	1	SEE	GRP	9901		103	4
5301	P	O		5925-159-0274	CIRCUIT BREAKER	56365	9311-2A	EA		SEE	GRP	9901		103	25
5302	X2	O		5935-201-4161	CONNECTOR, RECEPTACLE ELECTRICAL	88044	AN3102A16S8P	EA	1					103	21
5303	X2	O		4520-829-6170	CONNECTOR	46522	B653-51233G1	EA	1					103	22
5304	X2	O		5935-839-7613	CONNECTOR, RECEPTACLE: BOX	46522	A653-50948G	EA	1					103	22
5305	X2	O		6220-668-5088	LIGHT, INDICATOR	72619	VM911-4	EA	1					103	12
5306	X2	O		3810-887-4548	CONTROL BOX	6522	B169-13777-1	EA	1	SEE	GRP	9901		103	1
5307	X2	O			GROMMET, RUBBER: POWER SUPPLY WIRE ASSEMBLY	14370	A600-3013	EA	1	SEE	GRP	9901		103	16
5308	P	O		6240-155-8714	LAMP, INCANDESCENT	46522	A522-2106G2	EA	1	SEE	GRP	9901		103	13
5309	X2	O		2590-865-2960	LEAD, ELECTRICAL: CONTROL SWITCH TO CIRCUIT BREAKER JUMPER	46522	B874-50074G2	EA	1					103	2

LINE NO.	(1) SOURCE, MAINT. AND RECOV.			(2) FEDERAL STOCK NUMBER	(3) DESCRIPTION	(4) UNIT OF ISSUE	(5) QTY INC IN UNIT PACK	(6) QTY INC IN UNIT	(7) 15 DAY ORG. MAINT. ALW.				(8) ILLUS- TRATION			
	(a) SOURCE	(b) MAINT.	(c) RECOV.						(a)	(b)	(c)	(d)	(a)	(b)		
															MANUFACTURER'S	
															CODE	PART NUMBER
5310	X2	O		2590-865-2961	LEAD, ELECTRICAL: CONTROL SWITCH TO CIRCUIT BREAKER JUMPER	EA		1					103	24		
5311	X2	O		2590-886-8010	LEAD, HEATER CONTROL BOX	EA		1					103	20		
5312		O		5310-011-4777	NUT, PLAIN, HEXAGON: BOX RECEPTACLE ATTACHING	EA		4	*	*	*	*	103	6		
5313		O		5310-013-4538	NUT, PLAIN, SQUARE: CONTROL BOX PANEL ASSEMBLY	EA		2	*	*	*	*	103	3		
531	X2	O		2990-545-2413	PANEL, CONTROL BOX	EA		1	SEE	GRP	9901		103	9		
5315	X2	O		2540-866-3648	PLATE, INSTRUCTION: BATTERY HEATER CONTROL BOX	EA	46522	B613-33448G1					103	19		
5316		O		5305-017-8460	SCREW, ASSEMBLED WASHER: ANGLE BRACKET TO PANEL ATTACHING	EA		2	*	*	*	*	103	17		
5317		O		5305-290-3004	SCREW ASSEMBLED WASHER: Box RECEPTACLE ATTACHING	EA		4	*	*	*	*	103	23		
5318		O		5305-022-8322	SCREW, ASSEMBLED WASHER: CONTROL BOX PANEL TO PANEL ASSEMBLY	EA		2	*	*	*	*	103	10		
5319		O		5305-013-8140	SCREW MACHINE: HEATER CONTROL BOX IDENTIFICATION PLATE	EA	88044	AN515PB6-4					103	11		
5320	P	O		5930-615-9376	SWITCH, TOGGLE: CONTROL	EA	15605	886K602		SEE	GRP	9901	103	18		
5321		O		5310-596-7691	WASHER, LOCK: BOX RECEPTACLE ATTACHING	EA	78189	1204-00		*	*	*	103	5		
5322	X2	O			WIRE ASSEMBLY	EA	46522	B5007G9					103	28		
5323	X2	O		2590-886-8009	WIRE, JUMPER, HEATER: CONTROL SWITCH	EA		1					103	25		
5324	X2	O		6110-039-9553	DISTRIBUTION BOX: CONTROL	EA	46522	B874-50480G1					103			
5325	X2	O		3810-887-4548	CONTROL BOX	EA	46522	C13779G2		SEE	GRP	9901	103	1		
5326		O		5310-013-4538	NUT, PLAIN, SQUARE: CONTROL BOX PANEL ATTACHING SCREW	EA	46522	B169-13777-1		*	*	*	103	3		
5327	X2	O		6110-557-7089	PANEL, POWER DISTRIBUTION: CONTROL 46522 C13779G2	EA		1					103			
5328	X2	O		2990-604-3577	BRACKET, MOUNTING: ANGLE, RECEPTACLE MOUNTING	EA	46522	B172-13780-1		SEE	GRP	9991	103	4		
5329	P	O		5925-159-0274	CIRCUIT BREAKER	EA	56365	9311-2A		SEE	GRP	9901	103	26		
5330	X2	O		5935-201-4161	CONNECTOR, RECEPTACLE, ELECTRICAL	EA	88044	AN312A16S8P					103	22		
5331	X2	O			GROMMET, RUBBER	EA	14730	A600-3013					103	16		
5332	P	O		6240-155-8714	LAMP INCANDESCENT	EA	88044	AN3121-313					103	11		
5333	X2	O		6210-283-9264	LIGHT, INDICATOR: LIGHT WITH LENS	EA	72619	VM11-4					103	12		
5334		O		5310-011-4777	NUT, PLAIN, HEXAGON: RECEPTACLE ATTACHING	EA	46522	AN340B4		*	*	*	103	6		
5335	X2	O		2990-545-2413	PANEL, CONTROL BOX	EA	46522	B13782-1		SEE	GRP	9901	103	9		
5336	X2	O			PLATE: IDENTIFICATION, PERSONNEL HEATER CONTROL BOX	EA	46522	A163-13783					103	19		
5337		O		5305-017-8460	SCREW, ASSEMBLED WASHER: ANGLE BRACKET TO PANEL ATTACHING	EA		2	*	*	*	*	103	17		



LINE NO.	(1) SOURCE, MAINT. AND RECOV.			(2) FEDERAL STOCK NUMBER	(3) DESCRIPTION	(4) UNIT OF ISSUE	(5) QTY INC IN UNIT PACK	(6) QTY INC IN UNIT	(7) 15 DAY ORG.				(8) ILLUS- TRATION	
	(a) SOURCE	(b) MAINT.	(c) RECOV.						MAINT. ALW.				(a) FIG. NO.	(b) ITEM OR SYM. NO.
									(a)	(b)	(c)	(d)		
MANUFACTURER'S		PART NUMBER												
CODE		PART NUMBER												
5338		O		5305-013-8140	SCREW, MACHINE: PERSONNEL HEATER CONTROL BOX IDENTIFICATION PLATE	EA		2	*	*	*	*	103	11
5339		O		5305-390-3004	SCREW, MACHINE: RECEPTACLE ATTACHING	EA		4	*	*	*	*	103	23
5340	P	O		5930-615-9376	SWITCH, TOGGLE: HEATER CONTROL	EA		1	SEE	GRP	9901		103	18
5341		O		5310-527-3290	WASHER, LOCK: RECEPTACLE MOUNTING	EA		8	*	*	*	*	103	5
5342	X2	O			WIRE ASSEMBLY	EA		1					103	7
5343	X2	O			WIRE ASSEMBLY	EA		1					103	15
5344	X2	O		4310-716-4427	WIRE ASSEMBLY	EA		1					103	8
5345	X2	O		2540-062-8640	WIRE, JUMPER	EA		1					103	27
5346		O		5305-010-0958	SCREW, MACHINE: CONTROL BOX PANEL TO CONTROL BOX ASSEMBLY	EA		2	*	*	*	*	103	10
5347	P	O		4720-714-7085	DUCTING, AIR CONDITIONERS: FLEXIBLE, BATTERY HEATER TO BATTERY BOX	EA		1	*	*	*	*	108	3
5348		O		4730-277-5544	ELBOW: ENGINE HEATER COOLANT LINE	EA		3	*	*	*	*	109	12
5349		O		4730-595-0141	ELBOW: ENGINE NEATER INLET AND OUTLET COOLANT LINES	EA		2	*	*	*	*	109	1
5350	X2	O			ELBOW: PIPE, BATTERY HEATER FUEL PUMP INLET	EA		1					107	12
5351	X2	O			ELBOW: P PE, BATTERY HEATER FUEL PUMP OUTLET LINE	EA		1					107	19
5352	X2	O			ELBOW: PIPE, ENGINE HEATER FUEL PUMP INLET AND OUTLET LINES	EA		2					107	19
5353	X2	O			ELBOW: PIPE, FUEL TANK OUTLET LINE	EA		1					107	19
5354		O		4730-595-0143	ELBOW, PIPE: COOLANT PUMP OUTLET AND HEATER TO ENGINE COOLANT LINE	EA		2	*	*	*	*	109	36
5355		O		4730-793-2788	ELBOW, PIPE, TO TUBE: OIL PAN LINE TO CRANKCASE	EA		1	*	*	*	*	109	29
5356	X2	O			EXHAUST ASSEMBLY: BATTERY HEATER	EA		1					104	20
5357	X2	O			EXHAUST ASSEMBLY: ENGINE HEATER	EA		1					104	20
5358	X2	O			GASKET: RETAINER, BATTERY BOX	EA		2					106	37
5359		O		5325-202-4005	GROMMET, RUBBER: ENGINE HEATER INLET AND OUTLET COOLANT LINES AND CONTROL CABLE	EA		3	*	*	*	*	109	7
5360		O		5325-174-5317	GROMMET, RUBBER: LEAD FROM AUTOMATIC TEMPERATURE CONTROL TO BATTERY BOX OUTLET	EA		1	*	*	*	*	108	15
5361		O		5325-290-0074	GROMMET, RUBBER: LEAD FROM BATTERY HEATER TO AUTOMATIC TEMPERATURE CONTROL	EA		1	*	*	*	*	108	17
5362		O		2540-887-5651	HEATER ASSEMBLY: BATTERY	EA		1					110	
5363	X2	O		3810-887-4546	BAND, CONNECTOR	EA		1					110	39

LINE NO.	(1) SOURCE, MAINT. AND RECOV.			(2) FEDERAL STOCK NUMBER	(3) DESCRIPTION	(4) UNIT OF ISSUE	(5) QTY INC IN UNIT PACK	(6) QTY INC IN UNIT	(7) 15 DAY ORG. MAINT. ALW.				(8) ILLUS- TRATION									
	(a) SOURCE	(b) MAINT.	(c) RECOV.						(a)	(b)	(c)	(d)	(a)	(b)								
															MANUFACTURER'S		1-5	6-20	21-50	51-100	FIG. NO.	ITEM OR SYM. NO.
															CODE	PART NUMBER						
5364	X2	O			BLOWER ASSEMBLY	EA		1						110								
5365	X2	O		2990-805-3261	BUMPER, RUBBER	EA		4						110	36							
5366	X2	O			CAP: CONTACT PLATE	EA		1						110	20							
5367	X2	O			COLLAR ASSEMBLY	EA		1						110								
5368	X2	O		4520-860-4418	BUSHING: CAM	EA		1						110	33							
5369	X2	O		4520-860-4419	CAM: CONTACT	EA		1						110	14							
5370	X2	O		4520-860-4420	COLLAR: CAM	EA		1						110	13							
5371	X2	O		4140-623-1236	IMPELLER, CENTRIFUGAL FAN	EA		1						110	22							
5372				5305-660-3067	SETSCREW	EA		1	*		*			110	37							
5374	X2	O		4450-862-3758	IMPELLER, FAN, CENTRIFUGAL: COMBUSTION	EA		1						110	8							
5375		O		5305-660-3067	SETSCREW	EA		1	*		*			110	37							
5376	X2	O		6105-084-8182	MOTOR ELECTRIC	EA		1	*	*				110	10							
5377		O		5310-176-8138	NUT, PLAIN, HEXAGON: BURNER ASSEMBLY TO CHAMBER ASSEMBLY	EA		4	*	*	*	*		110	34							
5378	X2	O		2540-802-7427	PLATE ASSEMBLY, CONTACT	EA		1						110								
5379	X2	O		2990-802-7393	BRACKET, TERMINAL	EA		1						110								
5380	X2	O		3120-715-0586	BUSHING, SLEEVE	EA		1						110	28							
5381	P	O		5910-974-0372	CAPACITOR, BRACKET	EA		1	*	*	*		2	110	15							
5382	X2	O		2540-020-2181	CLAMP, LOOP: CAPACITOR	EA		1						110								
5383	X2	O		3805-778-9608	CONTACT ASSEMBLY	EA		1						110	25							
5384				5310-616-6949	NUT: POST INSULATOR TO TERMINAL BRACKET SCREW	EA		2	*	*	*	*		110	29							
5385	X2	O		2920-353-9851	PLATE, CONTROL	EA		1						110	12							
5386				5305-010-0961	SCREW, MACHINE: POST INSULATOR TO TERMINAL BRACKET	EA		1	*	*	*	*		110	26							
5387				5305-543-2192	SCREW, MACHINE: TERMINAL BRACKET, CONTACT SET AND CAPACITOR BRACKET ATTACHING	EA		3	*	*	*	*		110	17							
5388				5310-012-6147	WASHER, FLAT: POST INSULATOR TO TERMINAL BRACKET SCREW	EA		2	*	*	*	*		110	27							
5389				5310-012-1841	WASHER, LOCK: POST INSULATOR TO TERMINAL BRACKET	EA		2	*	*	*	*		110	30							
5390		O		5310-209-5116	WASHER, LOCK: TERMINAL BRACKET AND CONTACT SET ATTACHING SCREW	EA		2	*	*	*	*		110	16							
5391	X2	O		5330-080-3350	WASHER, NONMETALLIC: INSULATOR	EA		1						110	31							
5392		O		5305-012_4506	SCREW, ASSEMBLED WASHER: PLATE ASSEMBLY TO MOTOR	EA		2	*	*	*	*		110	19							
5393		O		5305-012-1832	SCREW, MACHINE: CONTACT PLATE CAP TO PLATE ASSEMBLY	EA		3	*	*	*	*		110	21							
5394		O		5305-590-7886	SETSCREW: COLLAR ASSEMBLY	EA		1	*	*	*	*		110	32							
5395	X2	O		4520-529-6389	SHELL ASSEMBLY, COMBUSTION	EA		1						110	9							
5396	X2	O		2990-802-7356	SPACER: PLATE ASSEMBLY TO MOTOR	EA		2						110	11							

LINE NO.	(1) SOURCE, MAINT. AND RECOV. CODE			(2) FEDERAL STOCK NUMBER	(3) DESCRIPTION	(4) UNIT OF ISSUE	(5) QTY INC IN UNIT PACK	(6) QTY INC IN UNIT	(7) 15 DAY ORG. MAINT. ALW.				(8) ILLUS- TRATION							
	(a) SOURCE	(b) MAINT.	(c) RECOV.						(a)	(b)	(c)	(d)	(a)	(b)						
															1-5	6-20	21-50	51-100	FIG. NO.	ITEM OR SYM. NO.
CODE	PART NUMBER																			
5397	X2	O			WASHER: BURNER ASSEMBLY TO CHAMBER ASSEMBLY	EA		4					110	35						
5398		O	5310-596-7691		WASHER: PLATE ASSEMBLY TO MOTOR SCREW	EA		2	*	*	*	*	110	18						
5399	X2	O	4520-529-6392		BURNER ASSEMBLY, HEATER	EA		1	*	*	*	*	110	7						
5400	P	O	5340-866-1540		BUSHING, RUBBER	EA		1					110	44						
5401	X2	O	3180-887-5594		CASING ASSEMBLY	EA		1					110	2						
5402	X2	O			CHAMBER ASSEMBLY: COMBUSTION	EA		1					110	6						
5403	X2	O	2540-887-5650		CONTROL ASSEMBLY, HEATER	EA		1					111							
5404	X2	O	3810-887-5593		BASE ASSEMBLY: CONTROL HEAD	EA		1					111	18						
5405	X2	O	3905-887-8735		BASE ASSEMBLY: RELAY MOUNTING	EA		1					111							
5406	X2	O	2540-888-2822		BASE, RELAY MOUNTING	EA		1					111	10						
5407	P	O	5325-297-9884		GROMMET, RUBBER	EA		2	SEE	GRP	9901		111	25						
5408		O	5310-050-3237		NUT, SELF-LOCKING HEXAGON: TERMINAL BOARD AND POWER RELAY SOCKET ATTACHING SCREW	EA		4	*	*	*	*	111	19						
5409		O	5305-042-4332		SCREW, ASSEMBLED WASHER: INTAKE COVER ATTACHING	EA		3	*	*	*	*	110	24						
5410		O	5305-043-6665		SCREW, MACHINE: TERMINAL BOARD AND POWER RELAY SOCKET ATTACHING	EA		4	*	*	*	*	111	31						
5411		O	5305-019-2171		SCREW, TAPPING, THREAD: SHIELD TYPE SOCKET ATTACHING	EA		4	*	*	*	*	111							
5412		O	5305-042-4773		SCREW, TAPPING, THREAD: SOCKET ATTACHING	EA		4	*	*	*	*	111	21						
5413	X2	O	5935-850-8062		SOCKET, RELAY: POWER RELAY	EA		1					111	12						
5414	X2	O	5935-850-2606		SOCKET, RELAY: SHIELD TYPE, TIME RELAYS	EA		2					111	8						
5415	X2	O	5340-839-4404		SPACER, SLEEVE: POWER RELAY SOCKET	EA		2					111	11						
5416	X2	O	4520-852-0883		TERMINAL BOARD	EA		1					111	30						
5417		O	5310-022-8810		WASHER, LOCK: SOCKET ATTACHING SCREW	EA		4	*	*	*	*	111	23						
5418		O	4730-204-3491		CLAMP, HOSE: COIL MOUNTING	EA			*	*	*	*	111	34						
5419	P	O	4520-678-7944		COIL, IGNITION	EA			*	*	*	*	111	6						
5420		O	4730-277-8265		ELBOW, PIPE: REGULATOR VALVE PIPE TO TUBE 79470 300X2	EA		1	*	*	*	*	111	16						
5421	X2	O	3810-084-8180		LEAD, ELECTRICAL: TERMINAL BOARD TO COIL CAPACITOR	EA		1					111	33						
5422		O	5310-808-9719		NUT, PLAIN, CAP: RESISTOR ASSEMBLY	EA		1	*	*	*	*	111	13						
5423	X2	O	3825-887-8741		RECEPTACLE ASSEMBLY	EA		1					111	20						
5424	P	O	5945-683-3917		RELAY: TIME, PREHEAT AND NON-FIRE	EA		2	*	*	*	*	111	4						
5425	P	O	2920-706-7499		RELAY, ARMATURE: POWER	EA		1	*	*	*	*	111	5						
5426	P	O	5905-779-6005		RESISTOR, VARIABLE	EA		1	*	*	*	*	111	9						

LINE NO.	(1) SOURCE, MAINT. AND RECOV.			(2) FEDERAL STOCK NUMBER	(3) DESCRIPTION	(4) UNIT OF ISSUE	(5) QTY INC IN UNIT PACK	(6) QTY INC IN UNIT	(7) 15 DAY ORG. MAINT. ALW.				(8) ILLUS-TRATION					
	(a) SOURCE	(b) MAINT.	(c) RECOV.										(a) 1-5	(b) 6-20	(c) 21-50	(d) 51-100	(a) FIG. NO.	(b) ITEM OR SYM. NO.
									MANUFACTURER'S									
									CODE	PART NUMBER								
5427		O		5305-285-5282	SCREW, ASSEMBLED WASHER: REGULATOR VALVE ASSEMBLY ATTACHING	EA		2	*	*	*	*	111	24				
5428		O		5305-013-2631	SCREW, MACHINE: RECEPTACLE ATTACHING	EA		4	*	*	*	*	111	21				
5429	X2	O		4520-860-4421	SHIELD ASSEMBLY: COIL	EA	46522	B517511	1				111	7				
5430	X2	O		5945-860-4047	SHIELD, RELAY: TIME RELAY	EA	46522	A716-50244G1	2				111	3				
5431		O		4730-706-261	TEE, PIPE TO TUBE: ADAPTER, REGULATOR VALVE	EA	46522	A804-19494G1	1	*	*	*	*	111	22			
5432	X2	O		4930-832-2870	VALVE ASSEMBLY, REGULATOR	EA	46522	C851-50956G3	1				111	17				
5433		O		5310-141-1565	WASHER, LOCK: RECEPTACLE ATTACHING SCREW	EA			4	*	*	*	*	111	23			
5434	X2	O			COVER ASSEMBLY: INTAKE	EA	46522	C50039G1-2	1				110	23				
5435	X2	O		3810 -887-5591	COVER, HEATER CONTROL: CONTROL HEAD	EA	46522	B280150060G1-2	1				111	1				
5436	X2	O		3805-872-9709	GASKET: IGNITER ASSEMBLY	EA	46522	A702-50219G1	1				110	50				
5437	P	O		5325-297-94	GROMMET, RUBBER	EA	46522	B440-50035G3	2		SEE	GRP	9901	110	52			
5438	P	O		254-67-3447	HEATER, COMBUSTION CHAMBER	EA	46522	B487-50826G3	1	*	*	*	*	110	47			
5439	P	O		4520-774-6129	IGNITER, BURNER	EA	46522	A734-50836G1	1	*	*	*	*	110	48			
5440	X2	O		5970-86281	INSULATOR, POST: CONNECTOR BAND	EA	46522	A495-50891G1	1				110	40				
5441	X2	O		3810-865-4083	LEAD, ELECTRICAL: FLAME SWITCH TO PREHEATER BAND	EA	46522	B874-50914G8-4	1				111	32				
5442	X2	O		3810-8740	LINE, FUEL	EA	46522	A829-50248G1	1				11	28				
5443		O		4730-76-2617	NIPPLE, TUBE	EA	46522	A845-42553G1	1	*	*	*	*	110	46			
5444	X2	O		4520-344-3551	NOZZLE ASSEMBLY	EA	46522	A18167G3	1				111	15				
5445		O		5310-012-0614	NUT: BLOWER ASSEMBLY TO COMBUSTION CHAMBER ASSEMBLY	EA	96906	MS35650-102	4				110	34				
5446		O		5310-655-6933	NUT, PLAIN, HEXAGON: CONNECTOR BAND	EA	96906	M35650	1	*	*	*	*	110	43			
5447		O		4730-289-0191	NUT, TUBE COUPLING: FUEL TUBE	EA	46522	A577-50064G1	2	*	*	*	*	111	29			
5448		O		4730-289-2404	PLUG, PIPE: NOZZLE ASSEMBLY	EA	46522	A14140	1	*	*	*	*	111	14			
5449		O		5305-042-4332	SCREW, ASSEMBLED WASHER: CONTROL HEAD COVER ATTACHING CONTROL HEAD ASSEMBLY TO CASING	EA			11	*	*	*	*	111	2			
5450		O		535-042-4769	SCREW, CAP, HEXAGON, HEAD: BURNER ASSEMBLY TO CHAMBER ASSEMBLY	EA			2	*	*	*	*	110	4			
5451		O		5305-582-9533	SCREW, MACHINE: CONNECTOR BAND	EA	96906	MS3230-63	1				110	38				
5452	P	O		5310-809-2200	SEAL: EXHAUST TUBE	EA	46522	A702-50190G1	1	*	*	*	*	110	5			
5453	X2	O		340-322-1996	SHIM: PREHEATER ASSEMBLY	EA	46522	A426-18272G1	1				110	49				
5454		O		4730-423-5519	SLEEVE, COMPRESSION: FUEL TUBE	EA	46522	A725-50065G1	2	*	*	*	*	110	49			
5455	P	O		5930-322-9444	SWITCH: SENSITIVE, FLAME	EA	46522	B766-17818G2	1		SEE	GRP	9901	111	27			
5456	X2	O		2910-423-5518	GLAND, FUEL LINE	EA	79470	60X3	1									
5457		O		4730-287-1536	NUT, TUBE COUPLING	EA	79470	61X3	1	*	*	*	*	111	26			
5-45A		O		5310-872-9763	WASHER: BURNER ASSEMBLY TO CHAMBER ASSEMBLY ATTACHING SCREW	EA	46522	A864-51227G1	2	*	*	*	*	110	3			
5459		O		5330-872-9770	WASHER: INSULATOR, CONNECTOR BAND	EA	46522	A864-50890G1	1	*	*	*	*	110	41			
5460		O		5310-731-7538	WASHER, FLAT: CONNECTOR BAND ATTACHING SCREW	EA	46522	A864-50893G1	1	*	*	*	*	110	42			

LINE NO.	(1) SOURCE, MAINT. AND RECOV. CODE			(2) FEDERAL STOCK NUMBER	(3) DESCRIPTION	(4) UNIT OF ISSUE	(5) QTY INC IN UNIT PACK	(6) QTY INC IN UNIT	(7) 15 DAY ORG. MAINT. ALW.				(8) ILLUS- TRATION			
	(a) SOURCE	(b) MAINT.	(c) RECOV.						(a)	(b)	(c)	(d)	(a) FIG. NO.	(b) ITEM OR SYM. NO.		
															MANUFACTURER'S	
															CODE	PART NUMBER
5461		O		5310-791-1369	WASHER, FLAT: FUEL UNION	46522	A426-50042G1	EA		1	*	*	*	*	110	51
5462		O		5310-866-0963	WASHER, FLAT: UNION SEAL	46522	A864-50227G2	EA		1	*	*	*	*	110	45
5463		O		5310-596-7691	WASHER, LOCK: BLOWER ASSEMBLY TO COMBUSTION CHAMBER ASSEMBLY	96906	M35335-32	EA		4	*	*	*	*		
5464	X2	O		2990-797-7044	HEATER ASSEMBLY, ENGINE: MODEL E511-24	46522	E15175G3	EA						1	104	
5465	X2	O		4520-677-7362	BASE ASSEMBLY, HEATER MOTOR	46522	C18240G1-1	EA		2	SEE	GRP	9901		104	3
5466	X2	O		6115-339-5913	BLOWER ASSEMBLY	46522	D158-14976G3	EA		1						
5467	X2	O			BLOWER ASSEMBLY	46522	A17711G2	EA		1						
5468	X2	O			BODY: SCROLL	46522	C159-15048	EA		1					104	36
5469	X2	O			COVER ASSEMBLY: INTAKE	46522	B14979G1-1	EA		1					104	4
5470	X2	O		4140-567-1819	END, SCROLL	46522	B369-16617G-1	EA		1					104	39
5471	X2	O			FAN ASSEMBLY: COMBUSTION	46522	B14653G1-1	EA		1					104	37
5472		O		5305-660-3067	SETSCREW: SPECIAL	46522	A698-18866G1	EA		1					104	38
5473	P	O		5325-050-2857	GROMMET, RUBBER	14370	A6881	EA		4	SEE	GRP	9901		104	45
5474	X2	O			HOUSING, BLOWER	46522	C14977G1	EA		1					104	43
5475	X2	O		6105-818-6475	MOTOR, DIRECT CURRENT: BLOWER	46522	C558-16651G3	EA		1					104	42
5476		O		5310-012-0614	NUT, PLAIN, HEXAGON: MOTOR GROUND WIRE	97481	AN345-10	EA		1	*	*	*	*	109	39
5477		O		5305-022-8292	SCREW, ASSEMBLED WASHER: END SCROLL TO BODY SCROLL			EA		3	*	*	*	*	104	52
5478		O		5305-22-8329	SCREW, ASSEMBLED WASHER: END SCROLL TO MOTOR			EA		4	*	*	*	*	104	51
5479		O		5305-42-4335	SCREW, ASSEMBLED WASHER: INTAKE OVER TO CASING ASSEMBLY			EA		3	*	*	*	*	104	5
5480		O		5305-042-4333	SCREW, ASSEMBLED WASHER: MOTOR GROUND WIRE ATTACHING			EA		1	*	*	*	*	104	2
5481		O		5305-022-8295	SCREW, ASSEMBLED WASHER: MOTOR SUPPORT ASSEMBLY TO CASING			EA		3	*	*	*	*	104	44
5482	X2	O			SUPPORT ASSEMBLY: MOTOR	46522	C16652G1-1	EA		1					104	40
5483		O		5310-896-7691	WASHER, LOCK: MOTOR GROUND WIRE	88044	AN936B10	EA		1	*	*	*	*	109	40
5484		O		5306-042-5569	BOLT, ASSEMBLED WASHER: BURNER ASSEMBLY TO COMBUSTION CHAMBER ASSEMBLY			EA		4	*	*	*	*	104	49
5485		O		5306-551-5893	BOLT, MACHINE: CLAMP TO BASE ASSEMBLY	46522	AN65-5-14	EA		5	*	*	*	*	104	19
5486	X2	O		4520-677-7360	BRACKET, FUEL CONTROL: MOUNTING HEATER REAR	46522	C16347G1-1	EA		1	SEE	GRP	9901		104	1
5487	X2	O		4530-592-3711	BURNER ASSEMBLY, HEATER	46522	C14721G1	EA		1					104	
5488		O		4730-289-0224	ADAPTER, BUSHING	46522	A725-14681	EA		1	*	*	*	*	104	46
5489	P	O		5330-265-2116	GASKET: BURNER	46522	A426-14708	EA		1		SEE	GRP	9901	104	48
5490	X2	O			GENERATOR ASSEMBLY	46522	B428-14668	EA		1		SEE	GRP	9901	104	10
5491	X2	O		4520-606-2590	HEAD, BURNER	46522	C462-14664G1	EA		1					104	8
5492	P	O		2990-333-1582	IGNITER, SYSTEM, COMPLETE	46522	B487-14675G1	EA		1		SEE	GRP	9901	104	50

LINE NO.	(1) SOURCE, MAINT. AND RECOV. CODE			(2) FEDERAL STOCK NUMBER	(3) DESCRIPTION	(4) UNIT OF ISSUE	(5) QTY INC IN UNIT PACK	(6) QTY INC IN UNIT	(7) 15 DAY ORG.				(8) ILLUS- TRATION	
	(a) SOURCE	(b) MAINT.	(c) RECOV.						MAINT. ALW.				(a) FIG. NO.	(b) ITEM OR SYM. NO.
									(a)	(b)	(c)	(d)		
MANUFACTURER'S		PART NUMBER												
5493	X2	O		4530-567-1827	NOZZLE, OIL BURNER: 90 DEGREE	EA		1		SEE	GRP	9901	104	7
5494		O		5310-297-8888	NUT, PLAIN, HEXAGON	EA		1	*	*	*	*	104	33
5495	X2	O			RING ASSEMBLY, MIXING	EA		1					104	9
5496	P	O		5310-322-1996	SHIM: IGNITER AND IGNITER SLEEVE	EA		2		SEE	GRP	9901	104	47
5497	X2	O			WASHER: WICK RETAINER	EA		1					104	34
5498	P	O		9390-319-0455	WICK	EA		1		SEE	GRP	9901	104	35
5499	X2	O			CHAMBER ASSEMBLY: COMBUSTION	EA		1					104	15
5500		O		4730-289-5935	CLAMP, HOSE: DUCT TUBE	EA		2	*	*	*	*		
5501	X2	O		2540-303-3567	CLAMP, PERSONNEL HEATER: HEATER	EA		2					104	18
5502	X2	O			COVER ASSEMBLY: CONTROLS	EA		1					105	
5503	X2	O			COVER: CONTROL PANEL	EA		1					105	1
5504		O		5310-044-5132	NUT, SHEET SPRING: FUEL CONTROL BRACKET SCREW ATTACHING	EA		1	*	*	*	*	105	3
5505		O		5305-543-2799	SCREW, MACHINE: FUEL CONTROL BRACKET ATTACHING	EA		1	*	*	*	*	105	2
5506	X2	O		593-033-6723	COVER, ELECTRICAL SWITCH	EA		1					104	13
5507	P	O		5330-265-2116	GASKET: BURNER	EA		1		SEE	GRP	9901	104	48
5508	X2	O		4720-293-7278	HOSE, DUCT, AIR	EA		1						
5509		O		5310-176-8160	NUT, PLAIN, HEXAGON: CLAMP TO BASE ASSEMBLY	EA		5	*	*	*	*	104	16
5510		O		4730-018-9566	PLUG, PIPE: COMBUSTION CHAMBER	EA		1	*	*	*	*		
5511	X2	O		4520-677-7361	RING, MOUNTING, HEATER FRONT	EA		1					104	26
5512		O		5305-042-4333	SCREW, ASSEMBLED WASHER: BLOWER ASSEMBLY TO CHAMBER ASSEMBLY	EA		6	*	*	*	*	104	44
5513		O		5305-042-4335	SCREW, ASSEMBLED, WASHER: HEATER RING TO NEATER	EA		3	*	*	*	*	104	2
5514		O		5305-286-1955	SCREW, MACHINE: LIMIT SWITCH RETAINER ATTACHING	EA		2	*	*	*	*	104	12
5515	X2	O			SUPPORT ASSEMBLY: CONTROLS	EA		1					105	
5516	X2	O			BRACKET: CONTROL MOUNTING	EA		1	*	*	*	*	105	12
5517	X2	O		4520-677-7360	BRACKET, FUEL CONTROL	EA		1		SEE	GRP	9901	105	8
5518	X2	O			CONNECTOR: Box MOUNTING, RH	EA		1					105	17
5519	X2	O		5935-322-9442	CONNECTOR, RECEPTACLE, ELECTRICAL	EA		1						
5520	P	O		5325-050-2857	GROMMET, RUBBER	EA		4		SEE	GRP	9901	105	13
5521	M	O			LEAD: FLAME SWITCH TO LIMIT SWITCH	EA		1					105	29
5521A	X2	O		5940-050-7106	MANUFACTURE FROM: TERMINAL, LUG	EA		2						
5521B	P	O		6145-660-8933	WIRE, ELECTRICAL (6 IN. REQUIRED)	FT				SEE	GRP	9501		
5522	M	O			LEAD: FLAME SWITCH TO BOARD	EA		1					105	31
5522A	X2	O		5940-050-7097	MANUFACTURE FROM: TERMINAL, LUG	EA		2						
5522B	P	O		6145-660-8933	WIRE, ELECTRICAL (4 IN. REQUIRED)	FT				SEE	GRP	9501		

LINE NO.	(1) SOURCE, MAINT. AND RECOV.			(2) FEDERAL STOCK NUMBER	(3) DESCRIPTION	(4) UNIT OF ISSUE	(5) QTY INC IN UNIT PACK	(6) QTY INC IN UNIT	(7) 15 DAY ORG.				(8) ILLUS- TRATION	
	(a) SOURCE	(b) MAINT.	(c) RECOV.						MAINT. ALW.				(a) FIG. NO.	(b) ITEM OR SYM. NO.
									15 DAY ORG.					
									(a) 1-5	(b) 6-20	(c) 21-50	(d) 51-100		
MANUFACTURER'S		PART NUMBER												
CODE		PART NUMBER												
5523	M	O			LEAD: FLAME SWITCH TO TERMINAL BOARD MANUFACTURE FROM: 46522 A13709G3	EA		1					105	33
5523A 55238	X2 P	O	5940-050-7097 6145-660-8933		TERMINAL, LUG WIRE, ELECTRICAL (4 IN. REQUIRED)	EA FT		2	SEE	GRP	9501			
5524	X2	O	2590-557-8527		LEAD ASSEMBLY: x MOUNTING, LH	EA		1					105	20
5525	X2	O	2540-303-3571		CAP, RECEPTACLE	EA		1						
5526	X2	O	4520-707-3621		JUMPER, WIRE	EA		1						
5527		O	5310-167-1360		NUT, PLAIN, HEXAGON: SOCKET ASSEMBLY ATTACHING	EA		2	*	*	*	*	105	25
5528		O	5310-812-9290		NUT, SHEET SPRING: COVER ASSEMBLY ATTACHING SCREW	EA		1	*	*	*	*	105	
5529	P	O	5945-258-5755		RELAY, THERMAL	EA		1	*	*	*	*	105	1
5530	P	O	5905-790-9968		RESISTOR, FIXED, WIRE	EA		1	*	*	*	*	105	11
5531		O	5305-017-8460		SCREW, ASSEMBLED, WASHER: REGULATOR VALVE ASSEMBLY ATTACHING	EA		2	*	*	*	*	105	34
5532		O	5305-042-4333		SCREW, ASSEMBLED, WASHER: RESISTOR ASSEMBLY, FUEL CONTROL BRACKET AND CONTROL MOUNTING BRACKET ATTACHING	EA		6	*	*	*	*		
5533		O	5305-285-4525		SCREW, MACHINE: RECEPTACLE ASSEMBLIES ATTACHING	EA		12	*	*	*	*	105	18
5534		O	5305-011-7617		SCREW, MACHINE: SOCKET ASSEMBLY ATTACHING	EA		2	*	*	*	*	105	16
5535		O	5305-151-1564		SCREW, MACHINE: TERMINAL BOARD ATTACHING	EA		4	*	*	*	*	105	9
5536	X2	O			SOCKET ASSEMBLY: THERMAL RELAY	EA		1					105	15
5537	X2	O	6110-570-5460		SUPPORT ASSEMBLY: HEATER CONTROL	EA		1					105	23
5538	P	O	5930-322-9444		SWITCH: FLAME	EA		1	*	*	*	*	105	28
5539	X2	O	2910-423-5518		GLAND, FUEL LINE	EA		1					105	26
5540		O	4730-287-1536		NUT, TUBE COUPLING	EA		1	*	*	*	*	105	27
5541	X2	O	2540-338-3539		TEE ASSEMBLY: SPECIAL	EA		1	*	*	*	*	105	
5542	X2	O	4520-567-1886		NOZZLE ASSEMBLY, FILTER	EA		1					105	6
5543		O	4730-289-2404		PLUG, PIPE	EA		1	*	*	*	*	105	7
5544		O	4730-319-0454		TEE, PIPE TO TUBE	EA		1	*	*	*	*	105	5
5545	X2	O	5940-193-0006		TERMINAL BOARD	EA		1					105	10
5546	X2	O	2540-508-6341		VALVE ASSEMBLY, REGULATOR: PRESSURE REGULATOR	EA		1					105	4
5547		O	5310-527-3290		WASHER, LOCK: SOCKET ASSEMBLY ATTACHING	EA		4	*	*	*	*	105	24
5548		O	5310-011-5544		WASHER, LOCK: TERMINAL BOARD ATTACHING	EA		4	*	*	*	*		

LINE NO.	(1) SOURCE, MAINT. AND RECOV.			(2) FEDERAL STOCK NUMBER	(3) DESCRIPTION	(4) UNIT OF ISSUE	(5) QTY INC IN UNIT PACK	(6) QTY INC IN UNIT	(7) 15 DAY ORG.				(8) ILLUS- TRATION	
	(a) SOURCE	(b) MAINT.	(c) RECOV.						MAINT. ALW.				(a) FIG. NO.	(b) ITEM OR SYM. NO.
									15 DAY ORG.					
									(a) 1-5	(b) 6-20	(c) 21-50	(d) 51-100		
MANUFACTURER'S		PART NUMBER												
5549	M	O			WIRE ASSEMBLY: FLAME SWITCH TO TERMINAL BOARD	EA		1					105	32
5549A	X2	O	5940-050-7106		MANUFACTURE FROM:	EA		2						
5549B	P	O	6145-660-8933		TERMINAL, LUG	FT			SEE	GRP	9501			
					WIRE, ELECTRICAL (5 IN. REQUIRED)									
5550	X2	O	5930-501-0087		SWITCH, THERMOSTATIC: LIMIT	EA		1					104	14
5551	X2	O			TUBE ASSEMBLY: FUEL	EA	46522	B829-568					104	6
5552		O	5310-514-6674		WASHER, LOCK: CLAMP TO BASE ASSEMBLY									
					BOLT	EA	78189	1118-00	*	*	*	*	104	17
5553	X2	O			HOLDDOWN: BATTERY BOX COVER	EA	70281	100796					108	39
5554	X2	O			HOLDDOWN: BATTERY BOX COVER	EA	70281	100797					108	43
5555	X2	O			HOOK: S, AUTOMATIC TEMPERATURE CONTROL	EA	70281	v4069					108	7
5556	X2	O			HOSE: FLEXIBLE BATTERY HEATER FUEL PUMP OUTLET LINE AND ENGINE HEATER FUEL PUMP INLET LINE	EA	78570	S389-1200					107	1
5557	M	O			HOSE: RUBBER FLEXIBLE, COOLANT PUMP TO HEATER	EA	70281	38-119-21					109	41
					MANUFACTURE FROM:	FT			SEE	GRP	9531			
5557A	P	O	4720-950-0183		HOSE, RUBBER (21 IN. REQUIRED)									
5558	M	O			HOSE: RUBBER, FLEXIBLE COOLANT RETURN LINE, TEE TO OIL PAN	EA	70281	38-119-111-2					109	44
					MANUFACTURE FROM:	FT			SEE	GRP	9531			
5558A	P	O	4720-950-0181		HOSE, RUBBER (11 1/2 IN. REQUIRED)									
5559	M	O			HOSE: RUBBER, FLEXIBLE, OIL PAN TO CRANKCASE	EA	70281	38-119-15					109	26
					MANUFACTURE FROM:	FT			SEE	GRP	9501			
5559A	P	O	4720-950-0182		HOSE, RUBBER (15 IN. REQUIRED)									
5560	P	O	4720-540-1359		HOSE, AIR DUCT: FLEXIBLE, BATTERY BOX OUTLET	EA	83144	U1	*	*	*	*	108	35
5561	P	O	2540-975-8491		HOSE, AIR DUCT: FLEXIBLE, BATTERY HEATER EXHAUST	EA	92195	U120S	*	*	*	*	104	23
5562	P	O	2540-975-8490		HOSE, AIR DUCT: FLEXIBLE, ENGINE HEATER EXHAUST	EA	92195	U100S	SEE	RP	9901		104	23
5563	P	O	2990-976-0842		HOSE, FLEXIBLE: FUEL TANK OUTLET LINE	EA	27315	38-219	*	*	*	*	107	25
5564	P	O	2990-976-3027		HOSE, FLEXIBLE: FUEL TANK OUTLET LINE	EA	27315	38-218	*	*	*	*	107	27
5565	P	O	4720-950-0184		HOSE, METAL: FLEXIBLE, ENGINE HEATER INLET LINE	EA	92195	U200	*	*	*	*	109	43
5566	P	O	4720-950-0184		HOSE, METAL: FLEXIBLE, ENGINE HEATER OUTLET LINE	EA	92195	U200	*	*	*	*	109	6



LINE NO.	(1) SOURCE, MAINT. AND RECOV.			(2) FEDERAL STOCK NUMBER	(3) DESCRIPTION	MANUFACTURER'S CODE   PART NUMBER	(4) UNIT OF ISSUE	(5) QTY INC IN UNIT PACK	(6) QTY INC IN UNIT	(7) 15 DAY ORG. MAINT. ALW.				(8) ILLUS-TRATION					
	(a) SOURCE	(b) MAINT.	(c) RECOV.							(a)	(b)	(c)	(d)	(a) FIG. NO.	(b) ITEM OR SYM. NO.				
																(a)	(b)	(c)	(d)
																1-5	6-20	21-50	51-100
5567	P	O		4720-976-0797	HOSE, RUBBER: BATTERY BOX DRAIN	88382 1525-8	EA		1	*	*	*	*	108	24				
5568	X2	O			INSULATION: BATTERY BOX	70281 100779	EA		1					108	21				
5569	X2	O			INSULATION: BATTERY BOX	70281 100798	EA		1					108	1				
5570	X2	O			INSULATION: BATTERY BOX, END OPPOSITE HEAT INLET	70281 100777	EA		1					108	29				
5571	X2	O			INSULATION: BATTERY BOX HEAT INLET END	70281 100778	EA		1					108	18				
5572	X2	O			MAT: FRONT FLOOR	70281 100821	EA		1					112	9				
5573	X2	O			MAT: REAR FLOOR	70281 100822	EA		1					112	10				
5574	X2	O			NIPPLE: SNAPTITE, BATTERY HEATER FUEL PUMP OUTLET LINE	78357 PEN2F	EA		2					107	14				
5575	X2	O			NIPPLE: SNAPTITE, ENGINE COOLANT LINES	78357 PEN8F	EA		4					109	4				
5576				4730-196-1992	NIPPLE, PIPE: ENGINE HEATER COOLANT LINES	14959 V4066	EA		2	*	*	*	*	109	10				
5577		O		4730-222-1839	NIPPLE, PIPE: ENGINE HEATER INLET AND OUTLET COOLANT LINES	14959 V4029	EA		4	*	*	*	*	109	3				
5578		O		4730-193-2713	NIPPLE, PIPE: ENGINE HEATER INTAKE LINE	14959 V4028	EA		1	*	*	*	*						
5579		O		4730-222-1840	NIPPLE, PIPE: WATER MANIFOLD TO COOLANT PUMP	14959 V4064	EA			*	*	*	*	109	16				
5580		O		4730-061-6917	NIPPLE, TUBE: INTERNAL COOLANT TUBE	02570 1210-61	EA		2	*	*	*	*						
5581		O		5310-022-0073	NUT: ENGINE HEATER BASE ASSEMBLY ATTACHING	07125 V4049	EA		4	*	*	*	*	106	5				
5582		O		5310-012-0361	NUT: ENGINE HEATER FUEL HOSE CLIP	07125 V4010	EA		1	*	*	*	*						
5583		O		5310-58 -5005	NUT: FUEL PUMP ATTACHING SCREW AND EXHAUST PIPE BRACKET	07125 V4031	EA			*	*	*	*	107	2				
5584		O		5310-050-3529	NUT: RETAINER TO BATTERY BOX ATTACHING SCREW AND BATTERY BOX CATCH ATTACHING	07125 V4018	EA		18	*	*	*	*	108	19				
5585		O		5310-584-5005	NUT, PLAIN, HEXAGON: COOLANT LINE** SUPPORT	07125 V4031	EA		4	*	*	*	*	109	8				
5586		O		5310-584-5005	NUT, PLAIN, HEXAGON: HIGH GANTRY LOW GANTRY AND FRONT GANTRY LEG WEATHERSEAL RETAINING	07125 V4031	EA		8	*	*	*	*	112	3				
5587		O		5310-045-1001	NUT, SELF-LOCKING HEXAGON: BATTERY HEATER MOUNTING SCREW	84460 22NE420	EA		4	*	*	*	*	104	31				
5588		O		5310-045-1009	NUT, SELF-LOCKING, HEXAGON: ENGINE HEATER MOUNTING SCREW		EA		4	*	*	*	*	104	31				
5589	P	O		2990-976-0843	PACKING, PREFORMED: INTERNAL COOLANT COIL	70485 214-8297	EA		2	*	*	*	*						
5590	X2	O			PERMALASTIC (30 GALLON REQUIRED)	02948 PL113	EA												
5591	X2	O			PIN: AUTOMATIC TEMPERATURE CONTROL ATTACHING	01976 V4070	EA		1					108	8				
5592	P	O		2910-735-4014	PUMP ASSEMBLY: ENGINE AND BATTERY	72850 476411	EA		2	SEE	RP	991		107	17				

LINE NO.	(1) SOURCE, MAINT. AND RECOV.			(2) FEDERAL STOCK NUMBER	(3) DESCRIPTION	MANUFACTURER'S CODE   PART NUMBER	(4) UNIT OF ISSUE	(5) QTY INC IN UNIT PACK	(6) QTY INC IN UNIT	(7) 15 DAY ORG. MAINT. ALW.				(8) ILLUS- TRATION					
	(a) SOURCE	(b) MAINT.	(c) RECOV.							(a)	(b)	(c)	(d)	(a) FIG. NO.	(b) ITEM OR SYM. NO.				
																(a)	(b)	(c)	(d)
																1-5	6-20	21-50	51-100
5593	P	O		2930-569-4661	PUMP ASSEMBLY, WATER: COOLANT	46522 C627-14994G3	EA		1				109	15					
5594	X2	O			REDUCER: BATTERY HEATER OUTLET	70281 100765	EA		1				110	53					
5595	X2	O			REDUCER ASSEMBLY: BATTERY HEATER	70281 100767	EA		1				108	9					
5596	X2			2990-957-0178	RESISTOR, FIXED, FILM: ASBESTOS COOLANT RETURN LINE TEE TO OIL PAN														
					(10 1/2 IN. REQUIRED)	70281 29-74-101-2	EA		1				109	45					
5597	X2	O			RETAINER: BATTERY BOX	70281 100781	EA		2				108	22					
5549	X2	O			RETAINER: BATTERY CABLE OUTLET	70281 94460	EA		2				108	33					
5599	X2	O			RETAINER: FLOORMAT	70281 100084	EA		1				112	8					
5600	X2	O			RETAINER: WEATHERSEAL, LH FRONT GANTRY LEG	70281 100827	EA		1				112	6					
5601	X2	O			RETAINER: WEATHERSEAL, LH HIGH GANTRY	70281 100833	EA		1				112	1					
5602	X2	O			RETAINER: WEATHERSEAL, LOW GANTRY	70281 100829	EA		2				112	12					
5603	X2	O			RETAINER: WEATHERSEAL, RH FRONT GANTRY LEG	70281 100825	EA		1				112	4					
5604	X2	O			RETAINER: WEATHERSEAL, RH HIGH GANTRY	70281 100831	EA	1					112	14					
5605	X2	O			RIVET: DOOR SEAL	46522 54-79	EA		360										
5606		O		5305-021-5466	SCREW: ENGINE HEATER MOUNTING	07125 V4033	EA		4				104	27					
5607		O		5305-018-1696	SCREW: FRONT GANTRY LEG AND HIGH GANTRY WEATHERSEAL RETAINING	07125 V4062	EA		30				112	16					
5608		O		5305-282-1067	SCREW: REDUCER ASSEMBLY TO HEATER	77595 v4044	EA		3				108	10					
5609		O		5305-045-1627	SCREW: REDUCER ATTACHING	07125 V4043	EA		2				104	2					
5610		O		5305-018-0044	SCREW, CAP, HEXAGON HEAD: BATTERY HEATER MOUNTING	07125 V4042	EA		4				104	27					
5611		O		5305-018-0020	SCREW, CAP, HEXAGON HEAD: FUEL PUMP ATTACHING		EA		2				107	28					
5612		O		5305-021-4005	SCREW, CAP, HEXAGON HEAD: LOW GANTRY WEATHERSEAL RETAINING		EA		18				112	13					
5613		O		5305-543-4356	SCREW, MACHINE: BATTERY BOX CATCH ATTACHING		EA		4										
5614		O		5305-042-2652	SCREW, MACHINE: BATTERY BOX SPACER ATTACHING		EA		16				108	41					
5615		O		5305-207-2177	SCREW, MACHINE: COVER HOLDDOWNS ATTACHING		EA		6				108	45					
5616		O		5305-050-4106	SCREW, MACHINE: RETAINER TO BATTERY BOX ATTACHING		EA		12				108	23					
5617	X2	O			SEAL: DOOR (122 FT REQUIRED)	46522 31-73	EA		1										
5618	X2	O			SLEEVE: ASBESTOS, COOLANT PUMP TO HEATER HOSE (20 IN. REQUIRED)	70281 29-74-20	EA		1				109	42					

LINE NO.	(1) SOURCE, MAINT. AND RECOV.			(2) FEDERAL STOCK NUMBER	(3) DESCRIPTION	(4) UNIT OF ISSUE	(5) QTY INC IN UNIT PACK	(6) QTY INC IN UNIT	(7) 15 DAY ORG. MAINT. ALW.				(8) ILLUS- TRATION			
	(a) SOURCE	(b) MAINT.	(c) RECOV.						(a)	(b)	(c)	(d)	(a)	(b)		
															MANUFACTURER'S	
															CODE	PART NUMBER
5619	X2	O			SLEEVE: ASBESTOS, OIL PAN TO CRANKCASE COOLANT HOSE (14 IN. REQUIRED) 70281 29-74-14	EA		1					109	25		
5620	X2	O			SPACER: BATTERY BOX 70281 100775	EA		6					108	42		
5621	X2	O			SPACER: BATTERY BOX 70281 100776	EA		2					108	36		
5622	X2	O			SPACER: BATTERY BOX 70281 100780	EA		1					108	38		
5623	X2	O	4310-562-9155		SPRING, HELICAL, COMPRESSION: BATTERY HEATER MOUNTING SCREW AND ENGINE HEATER MOUNTING SCREW 70281 32-15	EA		8	SEE	GRP	9901		104	30		
5624	X2	O	4310-790-9911		STRAINER, SEDIMENT: FUEL, TANK TO FUEL PUMP 75255 KF302	EA		1					107	20		
5625	X2	O			SUPPORT ASSEMBLY: AUTOMATIC TEMPERATURE CONTROL 70281 A100752	EA		1					108	13		
5626		O	4730-289-2872		TEE: COOLANT LINES 14959 V4067	EA		1					109	35		
5627	X2	O			TEE: PIPE, FUEL TANK OUTLET LINE 70411 101B	EA		1	*	*	*	*	107	26		
5628		O	4730-246-5482		TEE: PIPE, OIL PAN TO CRANKCASE 14959 V4068	EA		1	*	*	*	*	109	28		
5630	X2	O			TUBE: RELIEF VALVE DRAIN LINE AND OIL PAN TO CRANKCASE 70281 100823	EA		2					109	30		
5631	X2	O			U-BOLT: EXHAUST ASSEMBLY TO ENGINE HEATER 39766 407	EA		1								
5632	X2	O			UNION: ENGINE HEATER FUEL PUMP INLET AND BATTERY HEATER FUEL PUMP INLET LINE 14959 104B	EA		2					107	18		
5633	X2	O			VALVE: BATTERY HEATER FUEL PUMP OUTLET LINE 78357 VEC2M	EA		1								
5634	X2	O			VALVE: SHUT-OFF, FUEL TANK OUTLET 48151 48E	EA		1	SEE	GRP	9901		107	22		
5635	X2	O			VALVE: SNAPTITE COUPLER, ENGINE HEATER COOLANT LINES 78357 VEC8F	EA		4					109	5		
5636	X2	O			VALVE: SNAPTITE COUPLER, FUEL PUMP OUTLET LINE 78357 38-127	EA		1					107	13		
5637	X2	O	4820-639-9313		VALVE, RELIEF: COOLANT LINES 14959 2606	EA		1					109	13		
5638		O	5301-054-1831		WASHER: BATTERY BOX CATCH ATTACHING SCREW 76665 V4019	EA		4	*	*	*	*	108	20		
5639		O	5310-054-1831		WASHER: BATTERY BOX SPACER ATTACHING SCREW 76665 V4019	EA		16	*	*	*	*	108	40		
5640		O	5310-012-0380		WASHER: COOLANT LINE SUPPORT 76665 V4032	EA		4	*	*	*	*	109	9		
5641		O	5310-054-1831		WASHER: COVER HOLDDOWNS ATTACHING SCREW 76665 V4019	EA		6	*	*	*	*	108	44		
5642	X2	O			WASHER: up, BATTERY AND ENGINE HEATER MOUNTING SCREW 70281 26-106	EA		16					104	29		
5643		O	5310-017-8601		WASHER: ENGINE HEATER BASE ASSEMBLY ATTACHING SCREW 78189 V4050	EA		4	*	*	*	*	108	11		

LINE NO.	(1) SOURCE, MAINT. AND RECOV.			(2) FEDERAL STOCK NUMBER	(3) DESCRIPTION	(4) UNIT OF ISSUE	(5) QTY INC IN UNIT PACK	(6) QTY INC IN UNIT	(7) 15 DAY ORG.				(8) ILLUS- TRATION		
	(a) SOURCE	(b) MAINT.	(c) RECOV.						MAINT. ALW.				(a) FIG. NO.	(b) ITEM OR SYM. NO.	
									15 DAY ORG.						
									(a) 1-5	(b) 6-20	(c) 21-50	(d) 51-100			
MANUFACTURER'S															
CODE		PART NUMBER													
5644		O		5310-012-0217	WASHER: ENGINE HEATER FUEL HOSE CLIP	76665	V4009	EA	1	*	*	*	*		
5645		O		5310-044-6363	WASHER: ENGINE HEATER MOUNTING SCREW	79807	V4030	EA	4	*	*	*	*	104	28
5646		O		5310-012-0380	WASHER: FUEL PUMP ATTACHING SCREW AND EXHAUST PIPE BRACKET	76665	V4032	EA	6	*	*	*	*	107	29
5647		O		5310-054-1831	WASHER: HIGH GANTRY, LOW GANTRY AND FRONT GANTRY LEG WEATHERSEAL RETAINING	76665	V4032	EA	48	*	*	*	*	112	17
5648	X2	O		5310-054-1831	WASHER: INTERNAL COOLANT COIL SEAL	71281	100704-1	EA	2						
5649		O			WASHER: RETAINER TO BATTERY BOX ATTACHING SCREW	766655	V4019	EA	12	*	*	*	*	108	20
5650				5310-054-1831	WASHER: RETAINER TO BATTER BOX. ATTACHING SCREW AND BATTERY BOX CATCH ATTACHING	76665	V4019	EA	16	*	*	*	*	108	20
5651	X2	O			WEATHERSEAL: BATTERY BOX (10 FT 1 IN. REQUIRED)	73940	31-62-121	EA	1						
5652	X2	O			WEATHERSEAL: FRONT GANTRY LEG, LH	70281	100828	EA	1	*	*	*	*	112	7
5653	X2	O			WEATHERSEAL: LH HIGH GANTRY	70281	100834	EA						112	2
5654	X2	O			WEATHERSEAL: LOW GANTRY	70281	100830	EA	2					112	11
5655	X2	O			WEATHERSEAL: RH FRONT GANTRY LEG	70281	100826	EA	1					112	5
5656	X2	O			WEATHERSEAL: RH HIGH GANTRY	70281	10032	EA	1					12	15
5657					2210 - DATA PLATES										
5658	X2	O			PLATE: CONTROL BOX NAME	87084	32Z297	EA	1						
5653	X2	O			PLATE: HEATER INSTRUCTION	70281	100849	EA	1						
5660	X2	O			PLATE: RAT G	87084	32U101	EA	1						
5661	X2	O			PLATE, IDENTIFICATION: PERSONNEL HEATER CONTROL BOX	46522	A613-13783	EA	1						
5662	X2	O		2540-866-3648	PLATE, INSTRUCTION: BATTERY HEATER CONTROL BOX	46522	B613-50448G1	EA	1						
5663		O		5305-013-8140	SCREW, MACHINE: BATTERY AND PERSONNEL HEATER CONTROL BOX IDENTIFICATION PLATE AND NAMEPLATE ATTACHING	88044	AN515PB6-4	EA	6	*	*	*	*		
5664					GROUP 74 - CRANES, SHOVELS OR EARTH MOVING EQUIPMENT										
5665					7416 - SHAFTS										
5666		O		5306-263-4030	BOLT: PLANETARY DRUM GUARD	27315	0609V054	EA	4	*	*	*	*	71	2
5667	X2	O			GUARD: SHAFT, VERTICAL PROPEL	27315	14N952F1	EA						71	18
5668	X1	O			GUARD: SHAFT, VERTICAL PROPEL	27315	14N952	EA	1						
5669	X2	O			GUARD ASSEMBLY: GEAR PLANETARY DRUM GUARD	27315	14N951F1	EA	1					71	8

LINE NO.	(1) SOURCE, MAINT. AND RECOV. CODE			(2) FEDERAL STOCK NUMBER	(3) DESCRIPTION	(4) UNIT OF ISSUE	(5) QTY INC IN UNIT PACK	(6) QTY INC IN UNIT	(7) 15 DAY ORG. MAINT ALW				(8) ILLUS- TRATION					
	(a) SOURCE	(b) MAINT.	(c) RECOV.						(a)	(b)	(c)	(d)	(a)	(b)				
															MANUFACTURER'S		FIG.	ITEM OR
															CODE	PART NUMBER		
1-5	6-20	21-50	51-100															
5670	X1				GUARD: PLANETARY GEAR	EA		1										
5671	X2	O			LATCH: PLANETARY DRUM GUARD	EA		6					71	22				
5672		O		5310-022-0071	NUT, PLAIN, HEXAGON: PLANETARY DRUM GUARD	EA		6	*	*	*	*	71	3				
5673	X2	O			PLATE: ADAPTER	EA		1										
5674				5305-018-0116	SCREW: PLANETARY DRUM GUARD	EA		2	*	*	*	*	71	5				
5675	X2	O			SUPPORT: GEAR GUARD PLANETARY DRUM GUARD	EA		2					71	10				
5676	X2	O			SUPPORT: GEAR GUARD, PLANETARY DRUM GUARD	EA		2					71	9				
5677				5310-012-0387	WASHER: PLANETARY DRUM GUARD	EA		2	*	*	*	*	71	4				
5778		O		5310-012-0377	NUT	EA		5	*	*	*	*	71	20				
5679		O		5310-012-0382	WASHER: PLANETARY DRUM GUARD	EA		4	*	*	*	*	71	25				
5680					GROUP 95 - GENERAL USE STANDARDIZED PARTS													
5681					9501 - BULK MATERIAL													
5682	P	O		4010-186-9387	CHAIN, WELDLESS	FT												
5683	P	O		4720-810-7037	HOSE, AIR DUCT	FT												
5684	P	O		4720-950-0181	HOSE, RUBBER	FT												
5685	P	O		4720-950-0182	HOSE, RUBBER	FT												
5686	P	O		4720-950-0183	HOSE, RUBBER	FT												
5688	P	O		6145-184-5498	WIRE, ELECTRICAL	FT												
5690	P	O		6145-220-9871	WIRE, ELECTRICAL	FT												
5691	P	O		6145-660-8933	WIRE, ELECTRICAL	FT												
5692	P	O		6145-838-8974	WIRE, ELECTRICAL	FT												
5693					GROUP 99 - PARTS PECULIAR													
5694					9901 - MULTI - LISTED PARTS													
5695	X2	O		4520-677-7362	BASE ASSEMBLY, HEATER MOTOR	EA		4										
5696	X2	O		4520-677-7360	BRACKET, FUEL CONTROL	EA		2										
5697	X2	O		2990-604-3577	BRACKET, MOUNTING	EA		2										
5690	P	O		5925-159-0274	CIRCUIT BREAKER	EA		3	*	*	*	*						
5699	X2	O		3810-887-4548	CONTROL BOX	EA		2										
5700	P	O		5330-265-2116	GASKET	EA		3	*	*	*	*						
5701	X2	O			GENERATOR ASSEMBLY	EA		2										
5702	P	O		5325-050-2857	GROMMET, RUBBER	EA		8		*	*	*						
5703	P	O		5325-297-9884	GROMMET, RUBBER	EA		4	*	*	*	*						
5704	X2	O			GROMMET, RUBBER	EA		2										
5705	P	O		2540-975-8490	HOSE, AIR DUCT	EA		2	*	*	*	*						
5706	X2	O		4720-809-2428	HOSE, AIR DUCT	EA		2										

LINE NO.	(1) SOURCE, MAINT. AND RECOV.			(2) FEDERAL STOCK NUMBER	(3) DESCRIPTION	(4) UNIT OF ISSUE	(5) QTY INC IN UNIT PACK	(6) QTY INC IN UNIT	(7) 15 DAY ORG. MAINT. ALW.				(8) ILLUS- TRATION					
	(a) SOURCE	(b) MAINT.	(c) RECOV.						(a)	(b)	(c)	(d)	(a) FIG. NO.	(b) ITEM OR SYM. NO.				
															MANUFACTURER'S			
															CODE	PART NUMBER	1-5	6-20
5707	P	O		2990-333-1582	IGNITER, SYSTEM, COMPLETE	46522	B487-14675G1	EA		2	*	2	2	4				
5708	P	O		6240-155-8714	LAMP, INCANDESCENT			EA		3	*	2	2	4				
5709	X2	O			LATCH, HOOD	70281	20-105	EA		2								
5710	X2	O		4530-567-1827	NOZZLE, OIL BURNER	46522	A18964G1	EA		2								
5711	X2	O		2990-545-2413	PANEL, CONTROL BOX	46522	B13782-1	EA		2								
5712	P	O		2910-735-4014	PUMP ASSEMBLY	72850	476411	EA		3	*	*	*	*				
5713	X2	O		3810-805-3023	RUBBER CHANNEL	30778	27Z147D2	EA		3								
5714	X2	O		9320-976-3050	RUBBER, SPECIAL SHAPE	30778	27Z147D1	EA		2								
5715	P	O		5340-322-1996	SHIM	46522	A426-18272G1	EA		4	*	*	*	*				
5716	X2	O		4310-562-9155	SPRING, HELICAL, COMPRESSION	70281	32-15	EA		12								
5717	X2	O			STRIKER	70281	34-8	EA		2								
5718	P	O		5930-322-9444	SWITCH, TOGGLE	46522	B766-17818G2	EA		3	*	*	*	*				
5719	P	O		5930-615-9376	SWITCH, TOGGLE	15605	8806K602	EA		3	*	*	*	*				
5720	X2	O			VALVE	48151	48E	EA		2								
5721	P	O		9390-319-0455	WICK	46522	A869-18271G	EA		2	*	*	2	2				
5722					PART IV													
5730					GROUP 03 - FUEL SYSTEM													
5731					0304 - AIR CLEANER													
5732	X2	O			AIR CLEANER: INTAKE	18265	TFA14-1790	EA		1					114	1		
5733	X2	O			AIR CLEANER, INTAKE	18265	PBHOO-0226	EA		1					114	5		
5734	X2	O		2940-875-9576	BODY, AIR CLEANER	18265	P20344	EA		1					114	3		
5735	X2	O			COVER ASSEMBLY: PRECLEANER	18265	P20345	EA		1					114	2		
5736	X2	O			SLEEVE ASSEMBLY: PRECLEANER	18265	P15801	EA							114	4		
5737	X2	O			BAND ASSEMBLY: AIR CLEANER	18265	P4402	EA		2					114	10		
5738	X2	O			BODY ASSEMBLY: AIR CLEANER	18265	P15609	EA		1					114	6		
5739		O		5306-010-0124	BOLT, MACHINE: AIR CLEANER BAND			EA		2	*	*	*	*	114	15		
5740	X2	O			CUP ASSEMBLY, OIL: AIR CLEANER	18265	P15159	EA							114	12		
5741		O		5310-012-0376	NUT, PLAIN, HEXAGON: BAND BOLT			EA		2	*	*	*	*	114	9		
5742		O		5310-538-6072	NUT, PLAIN, WING: BODY TO TRAY			EA										
					BOLT	18265	P4196	EA		2	*	*	*	*	114	13		
5743	P	O		5330-200-6280	PACKING, PERFORMED: OIL CUP	18265	P9588	EA		1	2	4	8	17	114	7		
5744	X2	O			THUMBSCREW: MACHINE, BODY TO TRAY	18265	P9203	EA							114	16		
5745	X2	O			TRAY ASSEMBLY, AIR CLEANER	18265	P15223	EA		1					114	11		
5746		O		5310-010-3320	WASHER, LOCK: BAND BOLT			EA		2	*	*	*	*	114	8		
5747	X2	O		5310-226-0538	WASHER: BODY TO TRAY BOLT			EA		2					114	14		

LINE NO.	(1) SOURCE, MAINT. AND RECOV.			(2) FEDERAL STOCK NUMBER	(3) DESCRIPTION	(4) UNIT OF ISSUE	(5) QTY INC IN UNIT PACK	(6) QTY INC IN UNIT	(7) 15 DAY ORG. MAINT. ALW.				(8) ILLUS-TRATION					
	(a) SOURCE	(b) MAINT.	(c) RECOV.						MANUFACTURER'S				(a) 1-5	(b) 6-20	(c) 21-50	(d) 51-100	(a) FIG. NO.	(b) ITEM OR SYM. NO.
									CODE		PART NUMBER							
									CODE	PART NUMBER								
5748					0306 - TANKS, LINES, FITTINGS													
5749	X2	O		4730-266-0538	ADAPTER: PIPE TO TUBE, FUEL LINE	45681	44Z590D7	EA	1					115	22			
5750		O			ADAPTER: STRAIGHT, FUEL LINE	27315	44Z208D7	EA	2	*	*	*	*	115	15			
5751	X2	O			BRACKET: BREATHER TUBE	27315	16T493	EA	1					115	21			
5752	X2	O			BRACKET: FUEL LINES	27315	16T1834	EA	1					115	23			
5753	X2	O			BREATHER: FUEL TANK	00736	46Z4	EA	1					115	20			
5754	X2	O			BUSHING: REDUCER, BREATHER TUBE	27315	2402V003	EA	1					115	18			
5755	X2	O			CONNECTOR: PIPE TO TUBE, OVERFLOW LINE	45681	44Z590D4	EA	1					115	24			
5756	X2	O		4730-279-9642	COUPLING: PIPE, BREATHER PIPE	27315	2409V003	EA	1					115	19			
55	X2	O			NUT: TUBE BREATHER TUBE	27315	44Z21205	EA	2					115	16			
75	X2	O			RESISTOR, FIXED, WIRE			EA	1					115	14			
5759	X2	O			TANK ASSEMBLY: FUEL	27315	27N1306F2	EA	1					115				
5760	X2	O			COCK: DRAIN, FUEL TANK	27315	44Z250D2	EA	1					115	27			
5761	X2	O			FILLER PIPE ASSEMBLY: FUEL TANK	27315	920N13-1	EA	1					115				
5762	X2	O			ADAPTER: FILLER PIPE	27315	18T6908	EA	1					115	10			
5763	X2	O			BRACKET: FILLER PIPE	27315	16P1733	EA	1					115	3			
5764	X2	O			BRACKET: FILLER PIPE	27315	16T1974	EA	1					115	28			
5765	X2	O			CAP: FILLER NECK FUEL TANK	27315	52U20	EA	1					115	5			
5766	X2	O			ELBOW: PIPE, FILLER PIPE	27315	2417V024	EA	2					115	7			
5767	X2	O			ELBOW: REDUCING, FILLER PIPE	27315	2442V023	EA	1					115	29			
5768	X)2	O			GASKET: FILLER PIPE ADAPTER	27315	20T6431	EA	1					115	11			
5769	X2	O			PIPE: TANK FILLER	27315	18P1734	EA	1					115	6			
5770	X2	O			PIPE: TANK FILLER	27315	18P1835	EA	1					115	2			
5771		O			4730-236-0111	PLUG, PIPE: FUEL TANK PIPE			EA	1	*	*	*	*	115	26		
5772	X2	O				SCREEN: FUEL TANK FILLER	27315	920N13-1-1	EA	1					115	4		
5773	X2	O				SCREW: CAP, HEXAGON HEAD, FILLER PIPE MOUNTING	27315	0626V008	EA	6					115	8		
5774	X2	O			2910-752-9138	SLEEVE, FUEL TANK: FILLER PIPE	96906	MS35644	EA	1					115	1		
5775		O				5310-012-0380	WASHER: FILLER PIPE MOUNTING SCREW	27315	3615V007	EA	6	*	*	*	*	115	9	
5776	X2	O		FILTER ASSEMBLY: FUEL TANK	27315		920P85	EA	1					115	13			
5777	X2	O		TANK: FUEL	27315		927P5F4	EA	1					115	12			
5778	X2	O		TEE: PIPE, OVERFLOW TUBE	27315		2426V002	EA	1					115	25			
5779	X2	O		TUBE: COPPER, FUEL TANK BREATHER	27315		43-927P5	EA	1					115	17			
5780				GROUP 05 - COOLING SYSTEM														
5781				0501 - RADIATOR														
5782	X2	O		4820-174-0339	COCK, DRAIN: RADIATOR DRAIN		89923	12384	EA	1					109	21		
5783					GROUP 6 - ELECTRICAL SYSTEM													
5784				0601 - GENERATOR														
5785	P	O		3030-798-3478	BELT, V: GENERATOR DRIVE	89923	29212	EA	1	*	*	2	2					

LINE NO.	(1) SOURCE, MAINT. AND RECOV.			(2) FEDERAL STOCK NUMBER	(3) DESCRIPTION	(4) UNIT OF ISSUE	(5) QTY INC IN UNIT PACK	(6) QTY INC IN UNIT	(7) 15 DAY ORG. MAINT. ALW.				(8) ILLUS- TRATION					
	(a) SOURCE	(b) MAINT.	(c) RECOV.						(a)	(b)	(c)	(d)	(a) FIG. NO.	(b) ITEM OR SYM. NO.				
															MANUFACTURER'S			
															CODE	PART NUMBER	1-5	6-20
5786					0608 - MISCELLANEOUS ITEMS													
5787	X2	O		5935-258-9156	CONNECTOR, PLUG, ELECTRIC: SLAVE RECEPTACLE	77820 60-40735-24	EA	1					96	3				
5788		O		4730-263-3124	PLUG: SLAVE CABLE	27315 2423V005	EA	1	*	*	*	*	96	5				
5789	X2	O		5935-732-1299	RECEPTACLE, CONNECTOR: SLAVE	77820 60-40736-24	EA	1					96	2				
5790		O		5305-021-5681	SCREW: RECEPTACLE PLUG	27315 0626V80	EA	1	*	*	*	*	96	4				
5791	M	O			WIRE: ELECTRICAL, BATTERY SLAVE MANUFACTURE FROM:		EA	1					96	1				
5791A	X2	O		5940-231-1610	LUG, TERMINAL		EA	2										
5791B	P	O		6145-191-1540	WIRE, ELECTRICAL (8 FT REQUIRED)		FT		SEE	GRP	9501	PART	11					
5792	M	O			WIRE: ELECTRICAL, BATTERY SLAVE RECEPTACLE MANUFACTURE FROM:		EA		1				96	6				
5792A	X2	O		5940-231-1610	LUG, TERMINAL		EA	2										
5792B	P	O		6145-191-1540	WIRE, ELECTRICAL		FT		SEE	GRP	9501	PART	11					
5799					GROUP 18 - BODY, CAB, HOOD AND HULL													
5800					1801 - BODY, CAB, HOOD, HULL ASSEMBLIES													
5801	X2	O			ANGLE: REAR SHEAVE GUARD SUPPORT	27315 27P1628	EA	1										
5802		O		5306-531-1798	BOLT: PANEL ATTACHING	27315 0626V023	EA	42	*	*	*	*	98	23				
5803		O		5306-637-9202	BOLT: SUPPORT ATTACHING	27315 0609V055	EA	4	*	*	*	*						
5805	X2	O			CANOPY: FRONT LH	27315 24J456	EA	1										
5806	X2	O			BAR: SPLICE	27315 27P1589	EA	1										
5807	X2	O			RAFTER	27315 27P1590	EA	1										
5808	X2	O			SECTION: BALL	27315 27U25	EA	1										
5809	X2	O			CANOPY: FRONT, RH	27315 A7J458	EA	1										
5810	X2	O			CANOPY: REAR	27315 27J457	EA	1										
5811	X2	O			BRACKET: SUPPORT (WELDMENT)	27315 14P678	EA	1										
5812	X2	O			CLIP	27315 27T949	EA	2										
5813	X2	O			COOP: OPERATORS	27315 27J416	EA	1										
5814	X2	O			PLATE: STRIKE	27315 27T1304	EA	2										
5815	X2	O			COVER: BOON HOIST CABLE OPENING	27315 27P1520	EA	1					34	12				
5816	X2	O			COVER: FRONT, LH	27315 27P439F1	EA	1					33	20				
5817				5306-263-7403	BOLT: DOOR HINGE ATTACHING	27315 0660V131	EA	6	*	*	*	*	33	28				
581	X2	O			CLIP: LATCH	27315 27T954	EA	2					33	27				
5819	X2	O			HINGE: BUTT	27315 20Z14	EA	2					33	29				
582	X2	O			HINGE: PIANO (NSS)	27315 5-27P439	EA	1										
5821		O		5310-022-0070	NUT: DOOR MOUNTING BOLT	27315 2045V002	EA	6	*	*	*	*	33	4				
5822		O		5310-012-0214	WASHER: DOOR HINGE ATTACHING BOLT	27315 3615V008	EA	6	*	*	*	*	33	30				
5823	X2	O			COVER: FUEL TANK FILLER, LEFT FRONT	27315 14P1444	EA	1										
5824	X2	O			COVER: GANTRY, HIGH, RH	27315 14P676	EA	1					34	3				

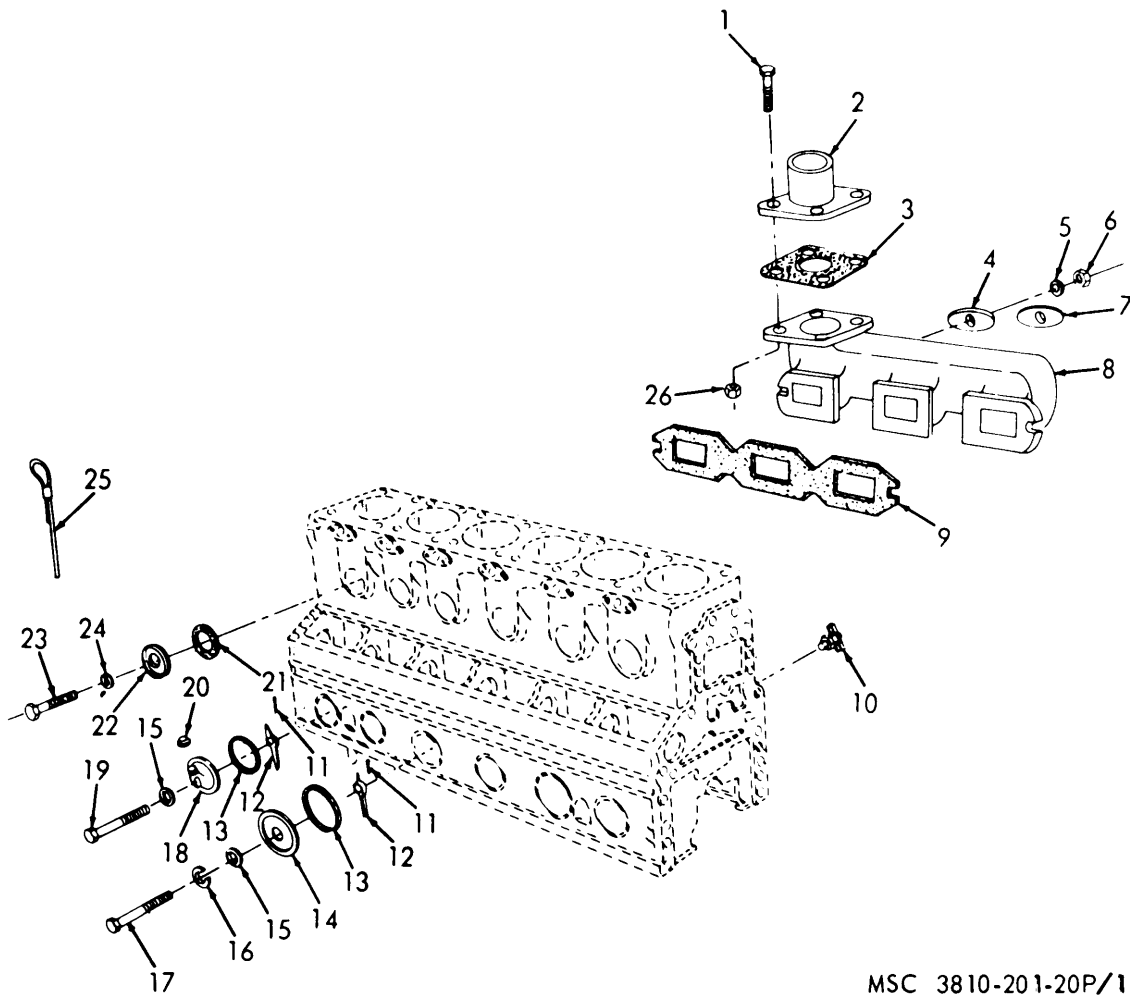


LINE NO.	(1) SOURCE, MAINT. AND RECOV.			(2) FEDERAL STOCK NUMBER	(3) DESCRIPTION	(4) UNIT OF ISSUE	(5) QTY INC IN UNIT PACK	(6) QTY INC IN UNIT	(7) 15 DAY ORG.				(8) ILLUS- TRATION	
	CODE								MAINT. ALW.				(a) FIG. NO.	(b) ITEM OR SYM. NO.
	(a) SOURCE	(b) MAINT.	(c) RECOV.						(a)	(b)	(c)	(d)		
MANUFACTURER'S CODE		PART NUMBER												
5826	X2	O			DOOR: REAR, LH	EA		1					34	36
	X2	O			BEARING, BALL: DOOR SLIDE	EA		4					34	28
5827	X2	O			DISK, SOLID, PLAIN: BEARING RETAINING	EA		4						
5829	X2	O			PLATE: DOOR LATCH, REAR	EA		2						
5830		O		5310-013-1002	WASHER, FLAT: BEARING GUIDE	EA		4	*	*	*	*	34	29
5831	X2	O			DOOR: REAR, RH (COMPONENT SAME AS DOOR, STOCK No. (27315) 27N1324D2)	EA		1					34	30
5832	X2	O			DOOR: SIDE, LH	EA		1					97	26
5833	X2	O			HANDLE: DOOR	EA		1					97	25
5834	X2	O			HINGE: BUTT	EA		3					97	30
5835	X2	O			LATCH: DOOR	EA		1					97	1
5836		O		5310-050-3270	NUT, SELF-LOCKING, HEXAGON: LATCH STOP	EA		1	*	*	*	*	97	2
5837		O		5305-050-3270	SCREW: LATCH MOUNTING	EA		4	*	*	*	*	97	3
5838	X2	O		5310-012-0217	WASHER: LATCH MOUNTING SCREW	EA		4	*	*	*	*	97	4
5839	X2	O			DOOR ASSEMBLY: SLIDING, RH SIDE	EA		1					97	20
584	X2	O			BEARING, BALL: DOOR SLIDE	EA		2					98	7
5841	X2	O			DISK, SOLID, PLAIN	EA		2					98	9
5842	X2	O			HANDLE: DOOR	EA		1					98	18
5843	X2	O			HANDLE: DROP, DOOR	EA		1					98	21
5844	X2	O			LATCH: DOOR	EA		1					98	19
5845		O		5310-050-3270	NUT, SELF-LOCKING, HEXAGON: LATCH STOP	EA		1	*	*	*	*	98	12
5846		O		5305-011-0500	SCREW: LATCH MOUNTING	EA		4	*	*	*	*	98	11
5847		O		5310-012-0217	WASHER: LATCH MOUNTING SCREW	EA		4	*	*	*	*	98	10
5848		O		5310-013-1002	WASHER, FLAT: BEARING GUIDE	EA		2	*	*	*	*	98	8
5849	X2	O			FRAME: WINDOW, OPERATORS COOP, LOWER	EA		1					99	14
5850	X2	O			FRAME: WINDOW, OPERATORS COOP, UPPER	EA		1					99	1
5851	X2	O			CLIP	EA		1						
5852	X2	O			HANDLE: LOWER	EA		1						
5853	X2	O			HANDLE: UPPER	EA		1						
5854	X2	O			GASKET: BOOM HOIST CABLE COVER	EA		1					34	13
5855	X2	O			GRIP ASSEMBLY	EA		1					98	13
5856		O		5310-022-0086	NUT: GRIP ASSEMBLY ATTACHING	EA		2	*	*	*	*	98	16
5857		O		5310-422-6897	NUT: GRIP ASSEMBLY LOCK	EA		2	*	*	*	*	98	14
5858	X2	O			RAIL: HAND	EA		1					98	17
5859		O		5310-010-3326	WASHER: GRIP ASSEMBLY ATTACHING NUT	EA		2	*	*	*	*	98	15
5860	X2	O			GUARD: PLANETARY DRUM	EA		1						
5861	X2	O			GUIDE: LOWER DOOR, RH	EA		1					98	22
5862	X2	O			GUIDE: LOWER REAR DOOR, RH	EA		1					34	31

LINE NO.	(1) SOURCE, MAINT. AND RECOV.			(2) FEDERAL STOCK NUMBER	(3) DESCRIPTION	(4) UNIT OF ISSUE	(5) QTY INC IN UNIT PACK	(6) QTY INC IN UNIT	(7) 15 DAY ORG. MAINT. ALW.				(8) ILLUS-TRATION					
	(a) SOURCE	(b) MAINT.	(c) RECOV.						(a)	(b)	(c)	(d)	(a) FIG. NO.	(b) ITEM OR SYM. NO.				
															MANUFACTURER'S			
															CODE	PART NUMBER	1-5	6-20
5863	X2	O			GUIDE: REAR DOOR, LH LOWER	EA		1					34	33				
5864	X2	O			GUIDE: UPPER REAR DOOR, LH	EA		1					34	34				
5865	X2	O			GUIDE: UPPER REAR DOORS RH	EA		1					34	32				
5866	X2	O			HANGER: UPPER DOOR, RH	EA		1					98	5				
5867	X2	O			HASP: SAFETY, LH SIDE DOOR	EA		1					97	12				
586	X2	O			HASP: SAFETY, REAR DOORS	EA		2					97	12				
5869	X2	O			HINGE: DOOR	EA		1										
5870	X2	O			LATCH: FUEL TANK FILLER PIPE PANEL LH FRONT	EA		1										
5871	X2	O			LATCH: LOCKING, REAR DOORS	EA		2										
5872		O	5310-012-0376		NUT	EA		10	*	*	*	*						
5873		O	5310-050-3270		NUT: DOOR ATTACHING, LH	EA		9	*	*	*	*	97	17				
5874		O	5310-022-0071		NUT: INSULATION PAD ATTACHING SCREW	EA		2	*	*	*	*						
5875		O	5310-050-3270		NUT: PANEL ATTACHING BOLT	EA		42	*	*	*	*	98	3				
5876		O	5310-022-0071		NUT: SUPPORT ATTACHING BOLT	EA		4	*	*	*	*						
5877	X2	O			PANEL: CENTER, LH	EA		1					97	29				
5878	X2	O			PANEL: CENTER, RH	EA		1					98	4				
5879	X2	O			PANEL: FRONT ENCLOSURE, LH	EA		1										
5880		O	5306-263-4030		BOLT: PANEL ATTACHING	EA		3	*	*	*	*						
5881		O	5310-022-0071		NUT: PANEL ATTACHING BOLT	EA		3	*	*	*	*						
5882	X2	O			SEAL: RUBBER, PANEL	EA		1	SEE	GRP	9901							
5883		O	5310-012-0382		WASHER: PANEL ATTACHING BOLT	EA		3		*	*	*						
5884	X2	O			PANEL : FRONT ENCLOSURE, LH	EA		1										
5885	X2	O			PANEL: FRONT, LH	EA		1										
5886	X2	O			PANEL: FRONT, RH	EA		1										
5887		O	5306-263-4030		BOLT: PANEL ATTACHING	EA		3	*	*	*	*						
5888		O	5310-022-0071		NUT: PANEL ATTACHING BOLT	EA		3	*	*	*	*						
5889	X2	O			SEAL: RUBBER	EA		1	SEE	GRP	9901							
5290		O	5310-012-0382		WASHER: PANEL ATTACHING BOLT	EA		3	*	*	*	*						
5891	X2	O			PANEL: LOUVER, LH	EA		1					97	6				
5892	X2	O			PANEL: REAR	EA		1					34	24				
5893	X2	O			LATCH: PANEL	EA		2					4	27				
5894	X2	O			LATCH: PANEL	EA		2					3	35				
5895	X2	O			PANEL: CORNER, LH	EA		1					34	25				
5896	X2	O			PANEL: CORNER, RH	EA		1					34	26				
5897	X2	O			PANEL: RH REAR	EA		1					98	1				
5898	X2	O			LATCH: PANEL	EA		1										
5899	X2	O			PLATE: CORNER	EA		2										
5900		O	5320-010-4110		RIVET: LATCH ATTACHING	EA		1	*	*	*	*						
5901		O	5315-010-3407		PIN: GUIDE ATTACHING	EA		1	*	*	*	*	98	6				
5902	X2	O			POST: CORNER, FRONT LH	EA		1										
5903		O			REAR SECTION: ROOF (WELDMENT)	EA		1										
5904		O	5305-016-9512		SCREW: HANDLE ATTACHING	EA		12	*	*	*	*	97	7				
5905		O	5305-013-3094		SCREW: LH DOOR MOUNTING	EA		9	*	*	*	*						

LINE NO.	(1) SOURCE, MAINT. AND RECOV.			(2) FEDERAL STOCK NUMBER	(3) DESCRIPTION	(4) UNIT OF ISSUE	(5) QTY INC IN UNIT PACK	(6) QTY INC IN UNIT	(7) 15 DAY ORG. MAINT. ALW.				(8) ILLUS- TRATION		
	(a) SOURCE	(b) MAINT.	(c) RECOV.										(a) FIG. NO.	(b) ITEM OR SYM. NO.	
									MANUFACTURER'S						
									1-5	6-20	21-50	51-100			
5906		O		5305-638-9082	SCREW: PANEL ATTACHING	27315	0626V39	EA	200	*	*	*	*	98	2
5907		O		5305-012-0233	SCREW, CAP, HEXAGON HEAD: PANEL ATTACHING			EA	170	*	*	*	*	98	27
5908	X2	O			STOP: LH BOTTOM DOOR (WELDMENT)	27315	27P1603	EA	1						
5909	X2	O			STOP: LH TOP DOOR (WELDMENT)	27315	27P1604	EA	1						
5910	X2	O			STRIKER: LH SIDE DOOR	70281	34-8	EA	1					34	23
5911	X2	O			SUPPORT: PANEL	27315	20P674	EA	1						
5912		O		5310-012-0393	WASHER	07125	3612V003	EA	10	*	*	*	*		
5913		O		5310-012-0382	WASHER: SUPPORT ATTACHING	27315	3615V009	EA	4	*	*	*	*	98	28
5914	X2	O			WINDOW: LOWERS FRONT OPERATORS COOP	27315	27P1629	EA	1					99	
5915	P	O		9320-976-3050	RUBBER, SPECIAL SHAPE: WINDOW	30778	27Z147D1	EA	1	SEE	GRP	9901		99	3
5916		O			WINDOW, CAB: LOWER FRONT OPERATORS COOP	82642	27Z165	EA	1	*	*	*	*	99	15
5917	X2	O			WINDOW: OPERATORS COOP, LH	27315	27N1342	EA	1					99	
5918	P	O		3810-805-3023	RUBBER SEAL: WINDOW	30778	27Z147D2	EA	1	SEE	GRP	9901		99	3
5919	O	O		3810-976-0779	WINDOW: LH OPERATORS COOP	82642	27Z167	EA	1	*	*	*	*	99	10
5920	X2	O			WINDOW: OPERATORS COOP, RH	27315	27P1613	EA	1					99	
5921	P	O		9320-976-3050	RUBBER, SPECIAL SHAPE: WINDOW	30778	27Z147D1	EA	1	SEE	GRP	9901		99	3
5922	C	O		3810-976-0775	WINDOW, CAB: RH OPERATORS COOP	82642	27Z160	EA		*	*	*	*	99	4
5923	X2	O			WINDOW: RH DOOR	27315	27P1612	EA	1					98	24
5924	P	O		3810-85-3023	RUBBER SEAL: RH DOOR WINDOW	30778	27Z147D2	EA	1	SEE	GRP	9901		98	25
5925	C	O		3810-976-0776	WINDOW, CAB: RH CAB DOOR	82642	27Z161	EA	1	*	*	*	*	98	26
5926	X2	O			WINDOW: UPPER FRONT OPERATORS COOP	27315	27P1630	EA	1	99					
5927	P	O		3810-805-3023	RUBBER SEAL: WINDOW	30778	27Z147D2	EA	1	1	SEE	GRP	9901	99	3
5928	C	O		3810-976-0778	WINDOW, CAB: UPPER FRONT OPERATORS COOP	82642	27Z166	EA	1	*	*	*	*	99	2
5929					1806 - SEATS										
5930	X2	O			SEAT ASSEMBLY: INDIVIDUAL	27315	514	EA	1					116	
5931	X2	O			ARM: SEAT ADJUSTING	27315	514-10A	EA	1					116	13
5932	X2	O			BASE: SEAT	27315	514LP	EA	1					116	4
5933	X2	O			BEARING: SEAT	27315	514-24	EA	4					116	8
5934				5306-018-1339	BOLT, MACHINE: SEAT ADJUSTING										
5935		O		5310-010-3025	ARM MOUNTING NUT, PLAIN, HEXAGON: ADJUSTING			EA	1	*	*	*	*	116	12
5936		O		5310-660-2649	ARM MOUNTING SCREW			EA	1	*	*	*	*	116	14
5937	X2	O			NUT, PLAIN, HEXAGON: BRACKET TO FRAME			EA	2	*	*	*	*	116	17
5938		O			PIN: HEIGHT ADJUSTING	27315	514-14P	EA	1					116	5
5939	X2	O			PIN: REAR SLIDE STOP AND SPACER	27315	514-23	EA	2					116	10
5940		O		5305-014-9495	SCREW, MACHINE: BRACKET TO FRAME	27315	514-15	EA	2	*	*	*	*	116	1
5941		O		5305-011-3957	SCREW, MACHINE: SEAT TO SUPPORT			EA	2	*	*	*	*	116	16
5942		O		5305-227-1167	SCREW, TAPPING, THREAD: BRACKET TO SEAT			EA	4	*	*	*	*	116	3

LINE NO.	(1) SOURCE, MAINT. AND RECOV. CODE			(2) FEDERAL STOCK NUMBER	(3) DESCRIPTION	(4) UNIT OF ISSUE	(5) QTY INC IN UNIT PACK	(6) QTY INC IN UNIT	(7) 15 DAY ORG. MAINT. ALW.				(8) ILLUS- TRATION					
	(a) SOURCE	(b) MAINT.	(c) RECOV.						(a)	(b)	(c)	(d)	(a)	(b)				
															MANUFACTURER'S		FIG.	ITEM OR
															CODE	PART NUMBER		
1-5	6-20	21-50	51-100															
5942	X2	O			SEAT: INDIVIDUAL	EA		1					116	2				
593	X2	O			SPRING: BASE ROD	EA		1					116	7				
5944	X2	O			SPRING: SPRING: EAT ADJUSTING ARM	EA		1					116	1				
5944A	X2	O			STOP AND SPACER: REAR SLIDE	EA		1					116	1				
5945	X2	O			STOP AND SPACER: REAR SLIDE	EA		1					116	11				
5946	X2	O			SUPPORT: FRAME SEAT	EA		1					116	6				
5947	X2	O			WASHER: BRACKET TO FRAME SCREW	EA		1					116	9				
5948					GROUP 22 - BODY CHASSIS OR HULL AND ACCESSORY ITEMS													
5949					2210 - DATA PLATES													
5950	X2	O			PLATE: RATING	EA		1										
5951	X2	O			PLATE: TRANSPORTATION	EA		1										
5952		O		5305-014-5378	SCREW, DRIVE: RATING AND TRANSPORTATION PLATE MOUNTING	EA		8	*	*	*	*						
5953					GROUP 47 - GAGES AND MEASURING DEVICES*													
5954					4702 - GAGES													
5955	X2	O			GAGE: FUEL ENGINE FUEL TANK	EA		1					9	20				
5956	X2				GASKET: FUEL TANK GAGE	EA		1					9	19				
5957		O		5305-012-0222	SCREW: FUEL TANK GAGE ATTACHING	EA		5	*	*	*	*	9	16				
5958		O		5310-012-0217	WASHER: FUEL TANK GAGE SCREW	EA		5	*	*	*	*	9	17				
5969					GROUP 99 - PARTS PECULIAR													
5970					9901 - MULTI - LISTED PARTS													
5971	P	O		9320-976-3050	RUBBER, SPECIAL SHAPE	EA		2	*	*	*	*						
5972	P	O		3810-805-3023	RUBBER SEAL: WINDOW	EA		3	*	*	*	*						
5973	X2	O			SEAL 27315		2											
5974					SECTION IV - SPECIAL TOOLS, TEST AND SUPPORT EQUIPMENT FOR ORGANIZATIONAL EQUIPMENT													
5975					GROUP 26 - TOOLS AND TEST EQUIPMENT													
5976					2604 - SPECIAL TOOLS													
5982	P	O	R	5120-690-7948	PULLER, MECHANICAL: SHEAR WASHER, DRUM LAGGING	EA		1	*	*	*	*						



MSC 3810-201-20P/1

FIGURE 1. INSPECTION COVERS AND EXHAUST MANIFOLD

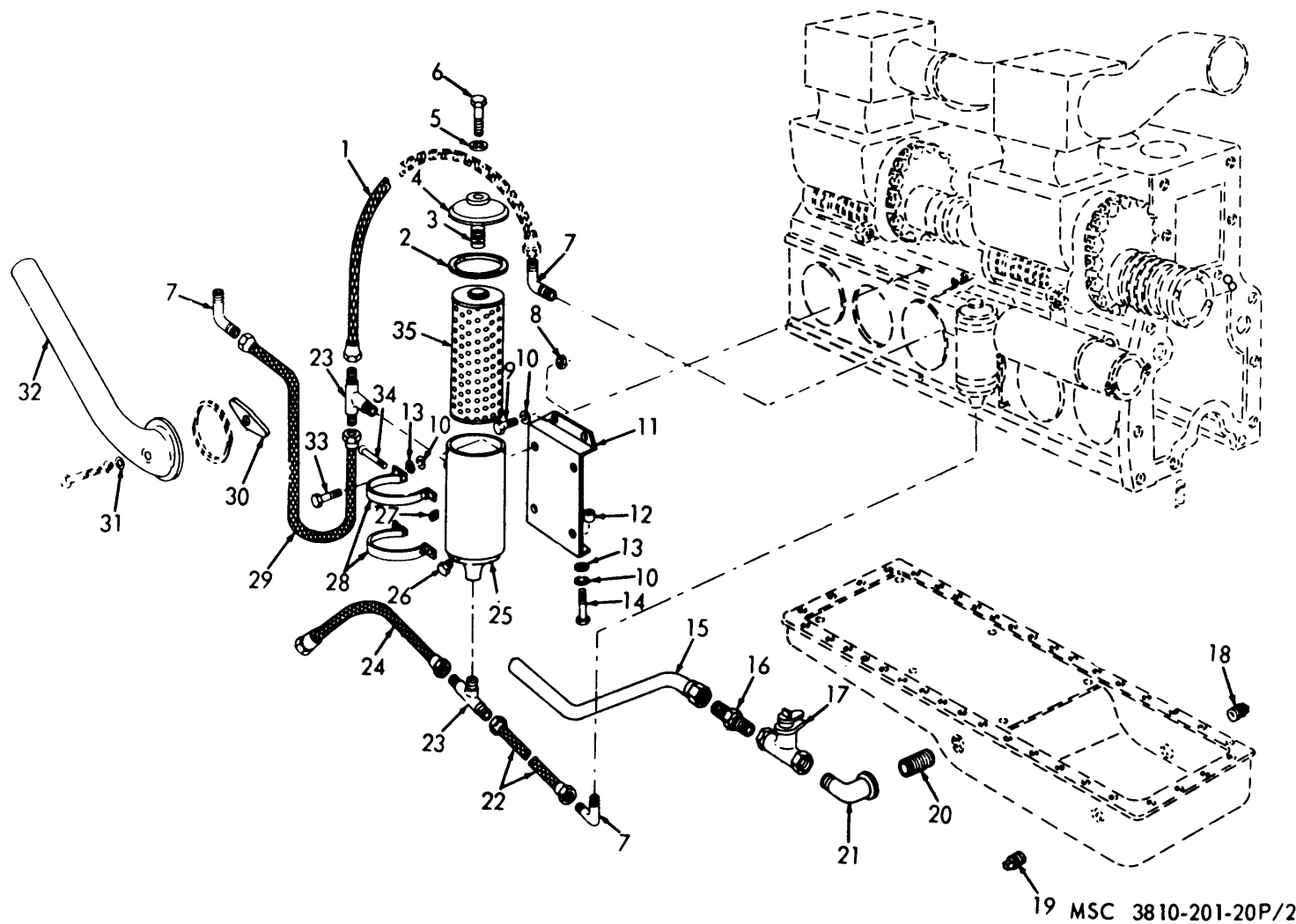
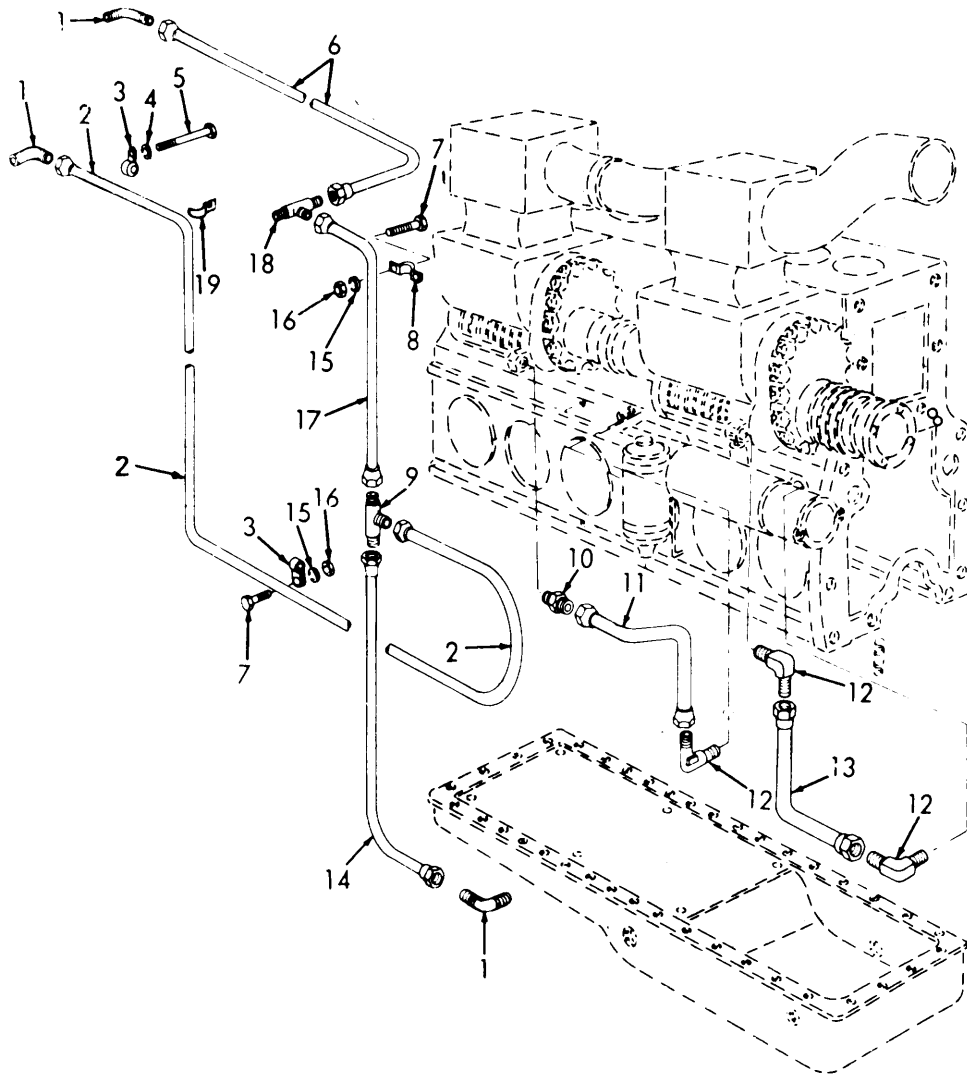
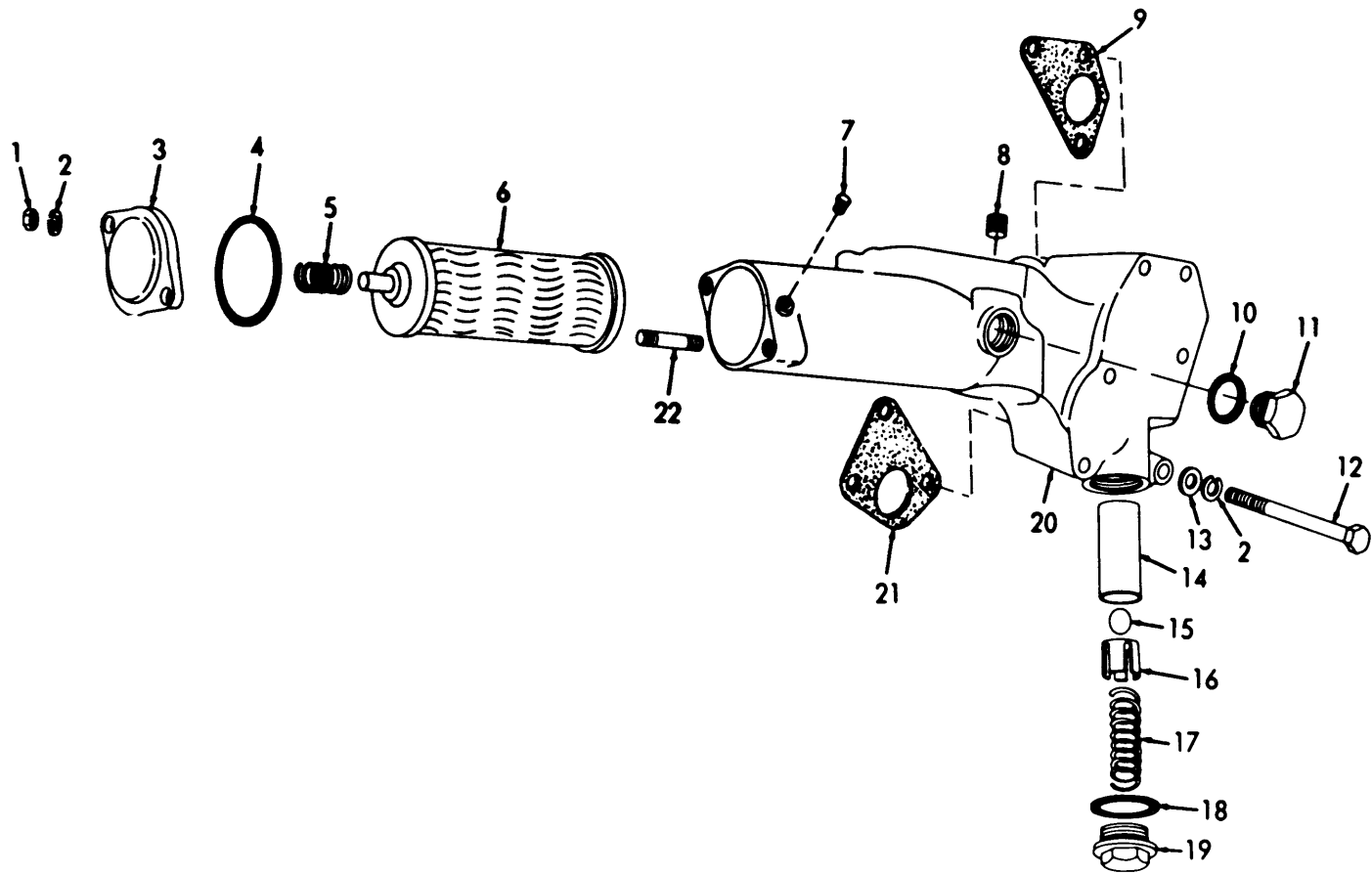


FIGURE 2. OIL FILTER AND LINES



MSC 3810-201-20P/3

FIGURE 3. BLOWER OIL LINES



MSC 38 10-201-35P/11

FIGURE 4. LUBE OIL STRAINER



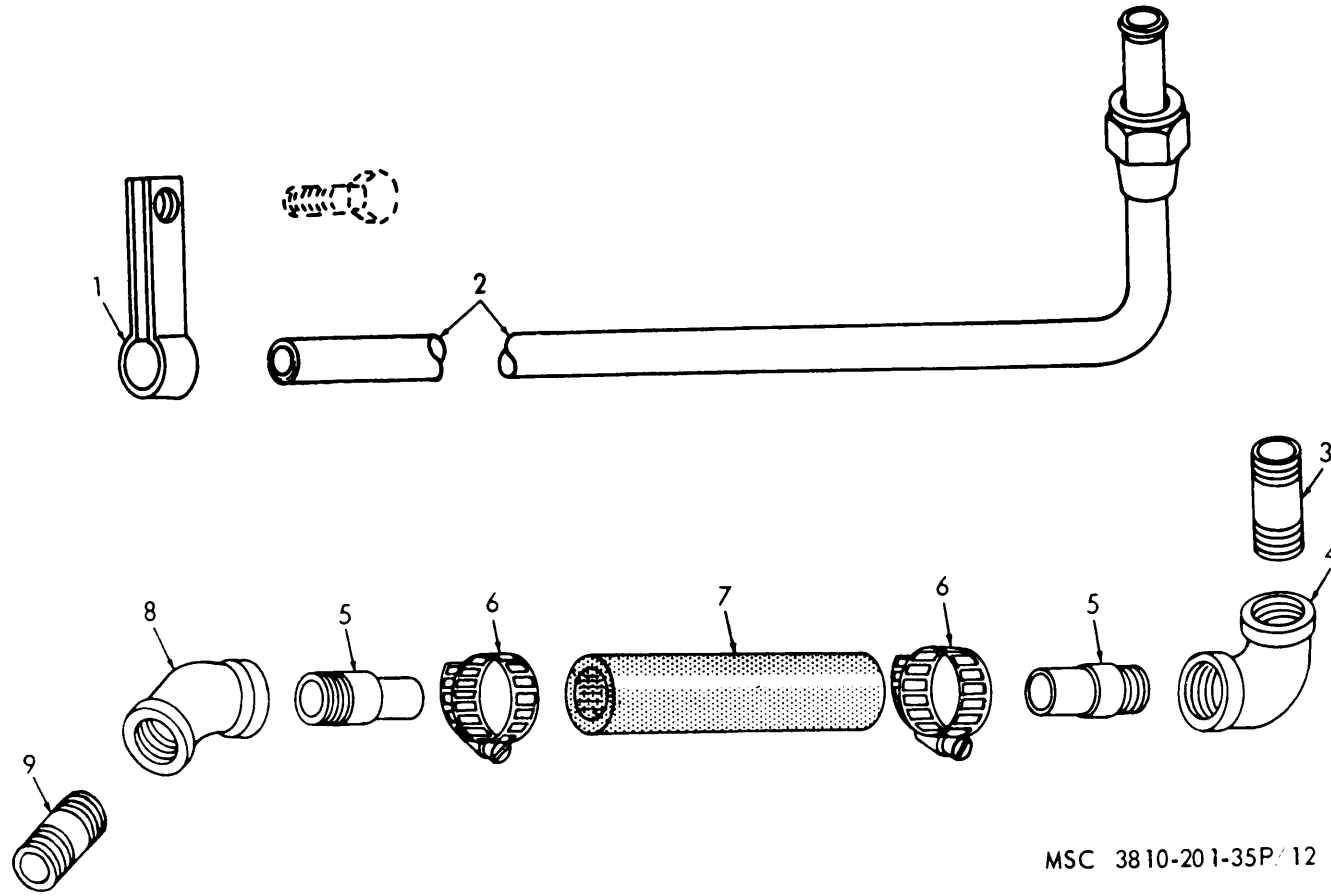
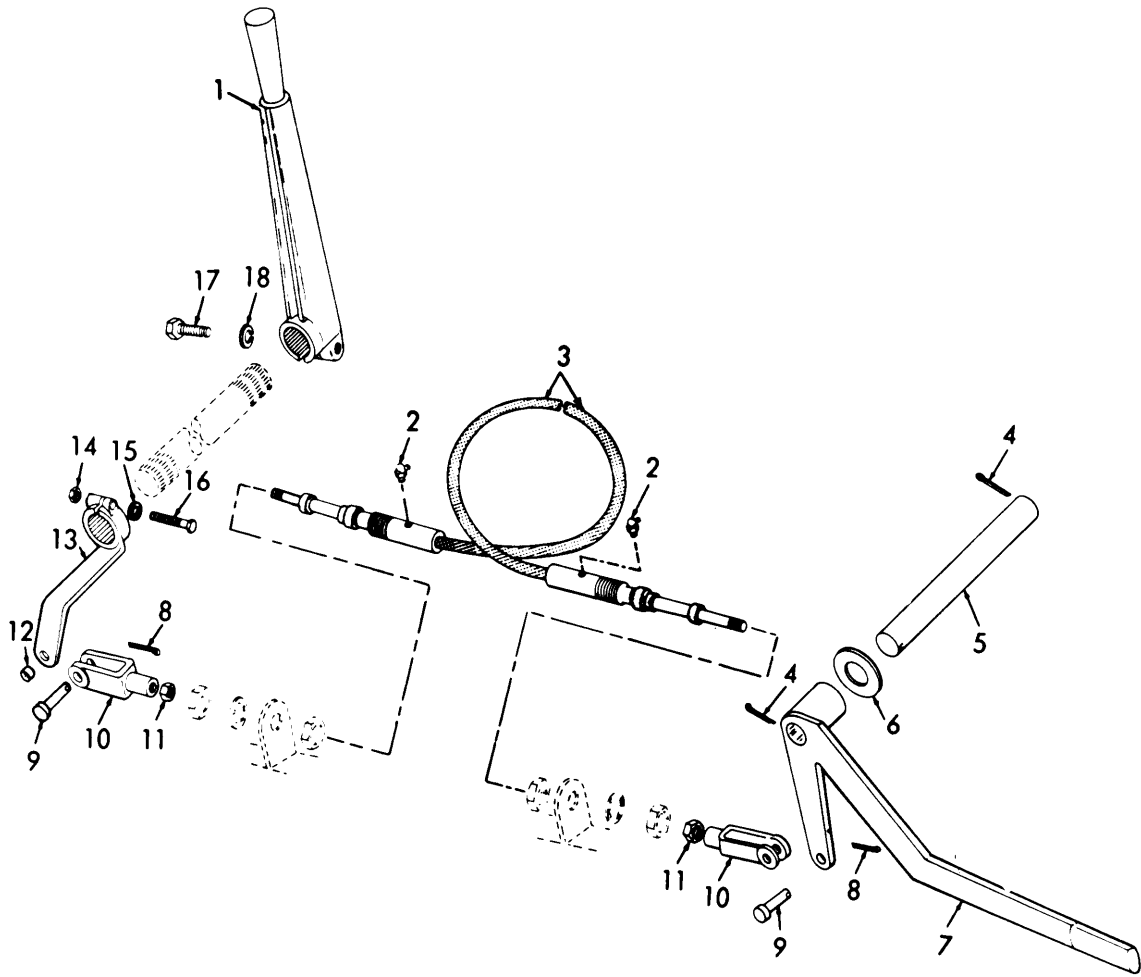
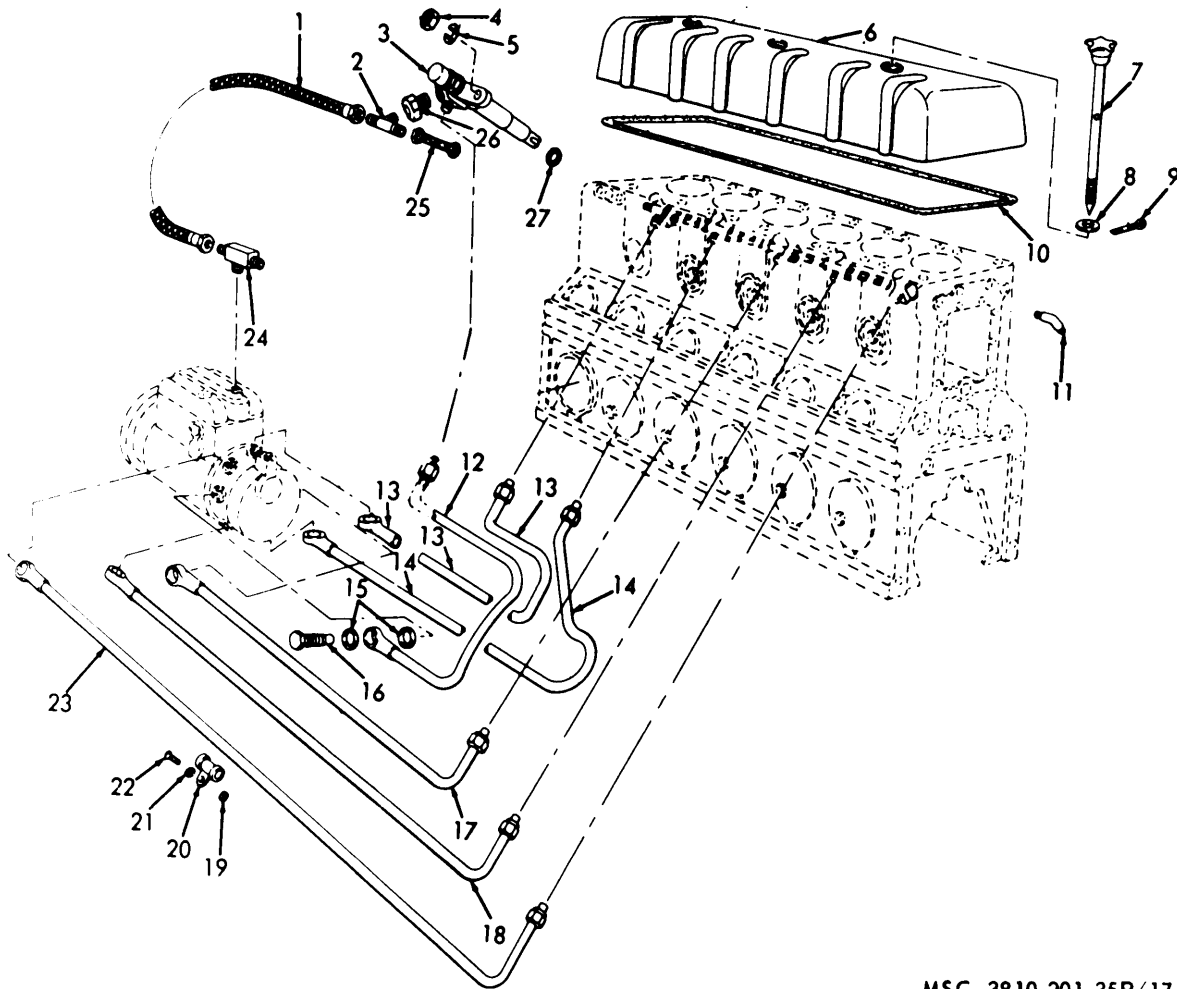


FIGURE 5. CRANKCASE VENTILATION LINES



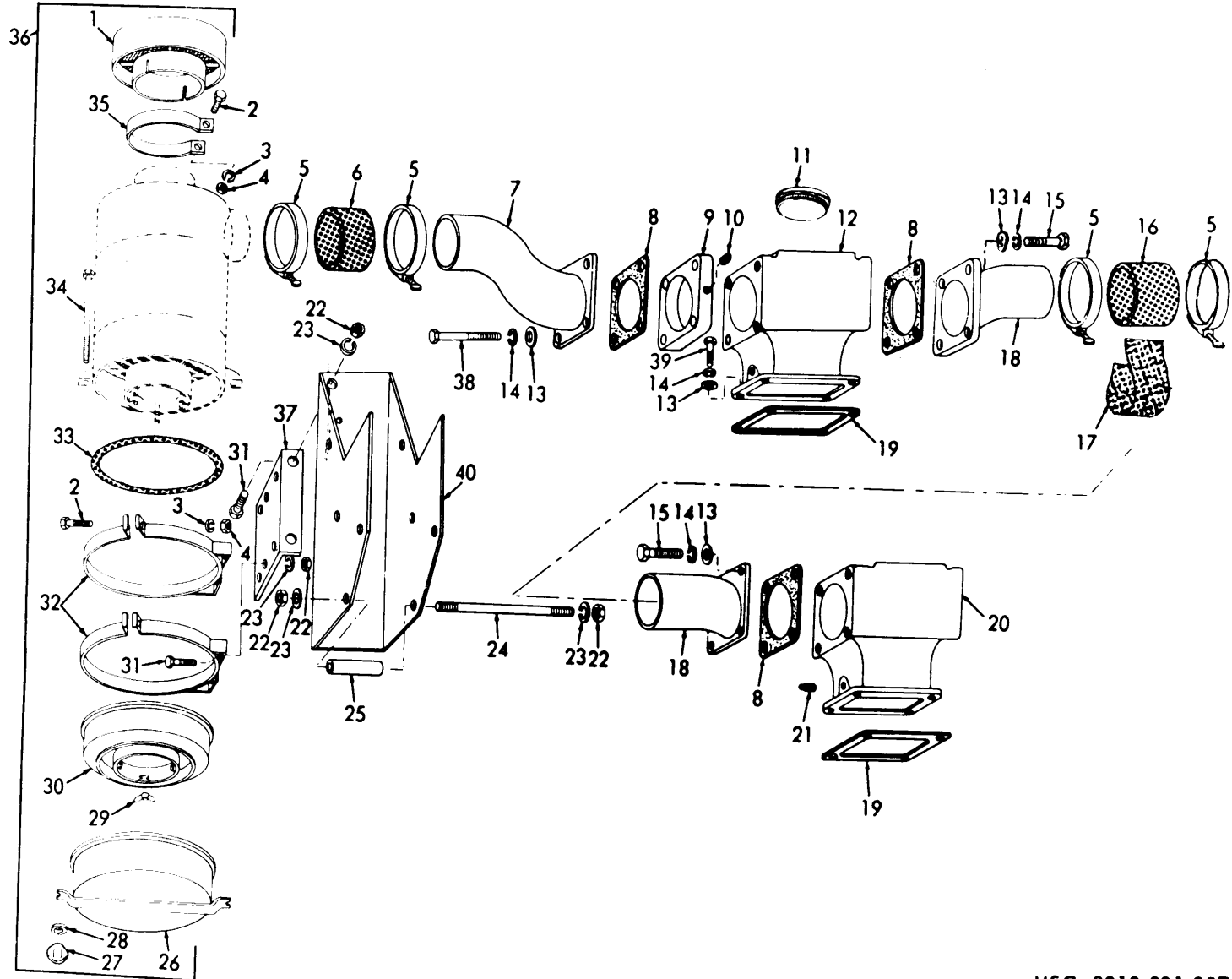
MEC 3810-201-35P/16

FIGURE 6. CLUTCH CONTROLS



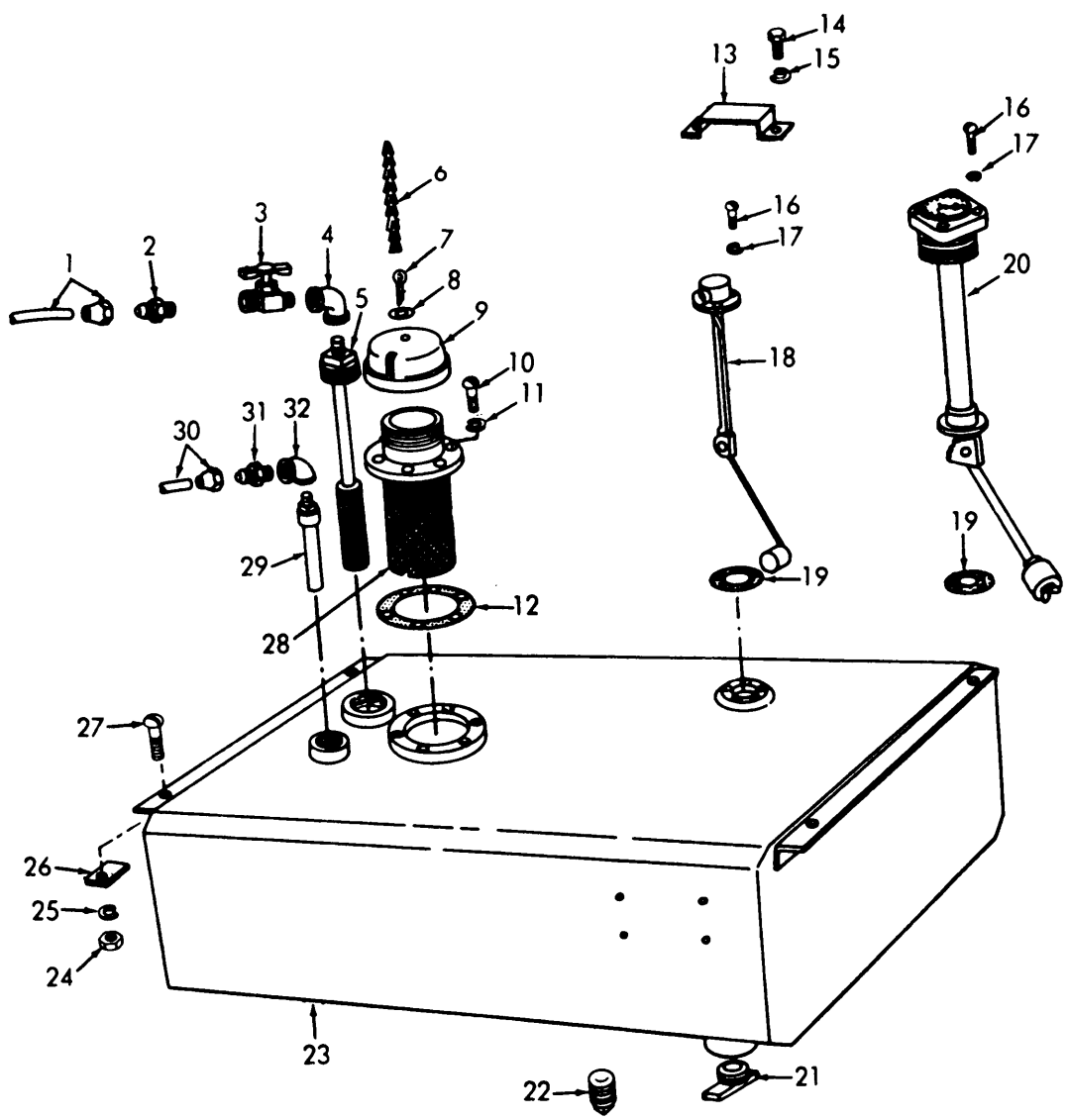
MSC 3810-201-35P/17

FIGURE 7. FUEL INJECTOR, LINES, AND ROCKER COVER



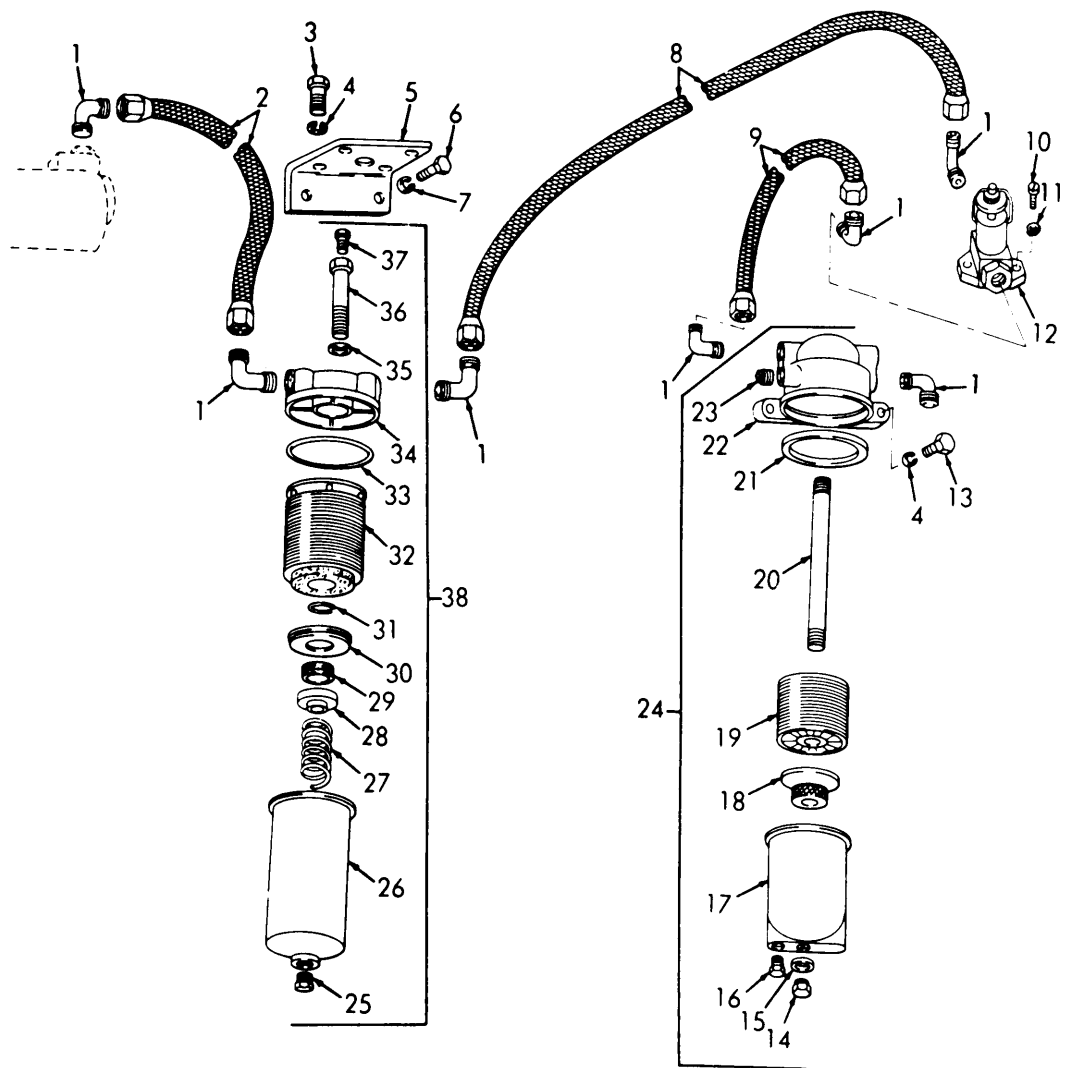
MSC 3810-201-35P/21

FIGURE 8. AIR CLEANER COMPONENTS, MANIFOLDS, AND ADAPTERS



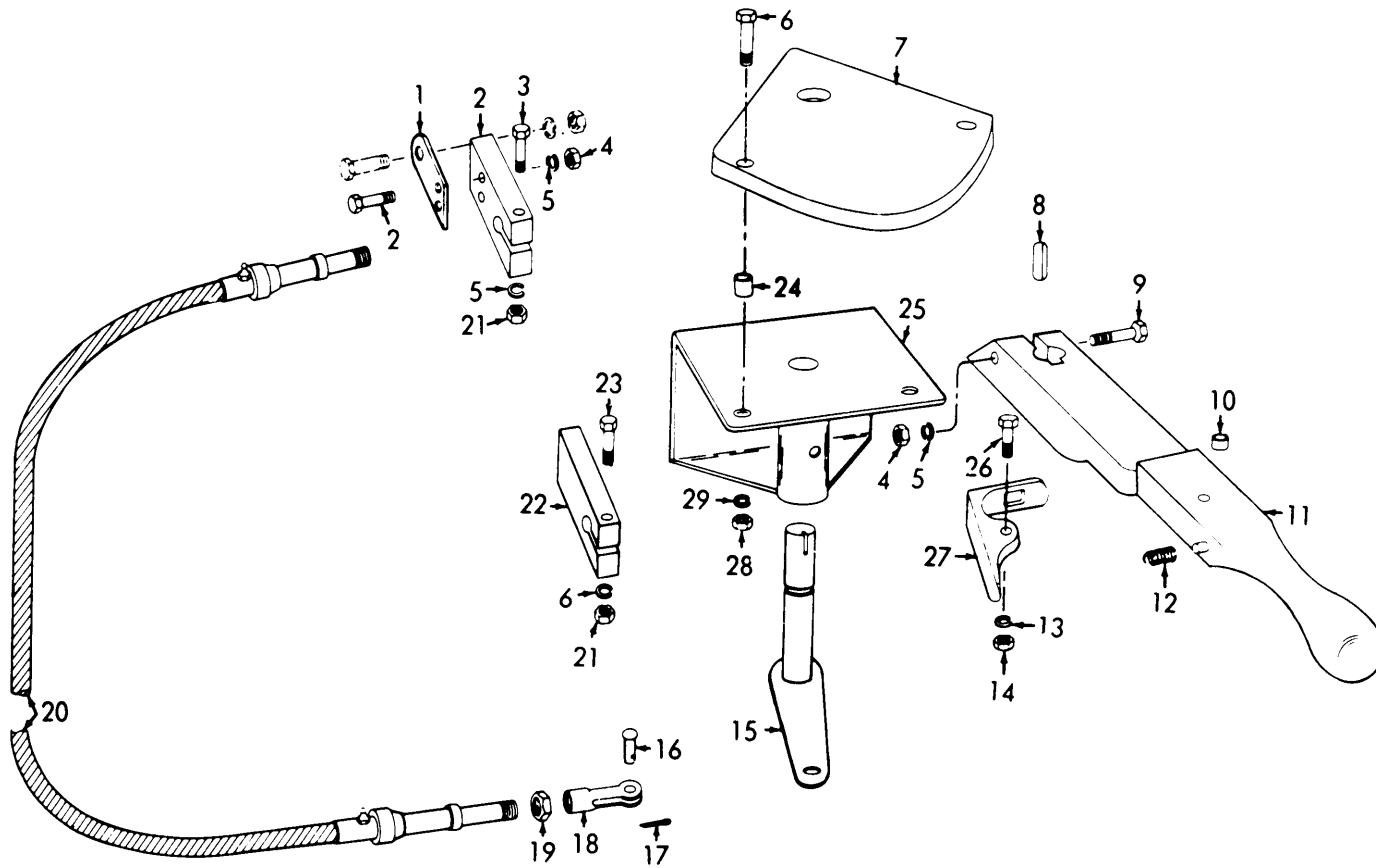
MEC 3810-201-35P/23

FIGURE 9. FUEL TANK, LINES, AND FITTINGS



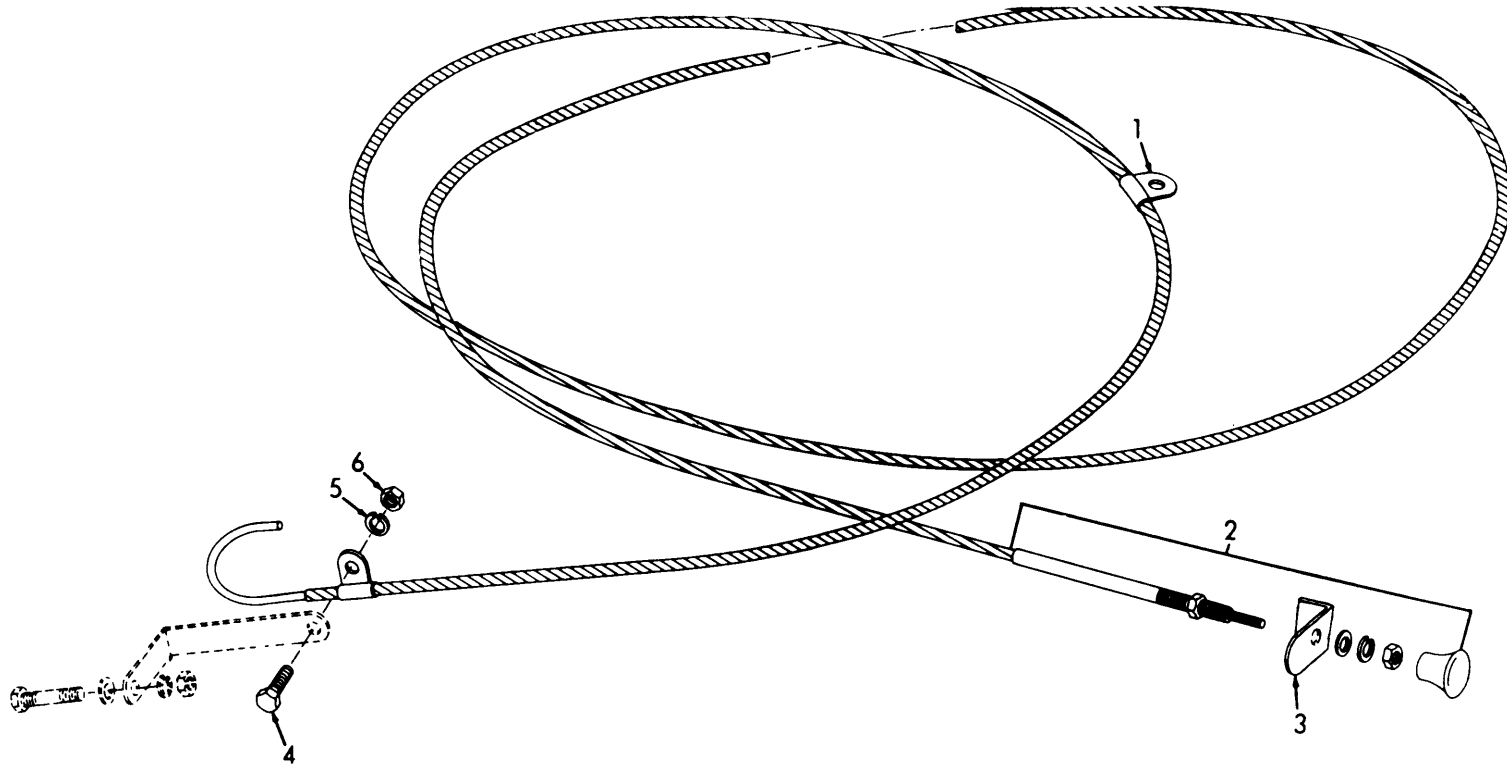
EMC 5-3810-206-20P/10

FIGURE 10. FUEL FILTER



MEC 3810-201-35P/26

FIGURE 11. GOVERNOR CONTROLS



EMC 5-3810-206-20P/12

FIGURE 12. STOP CONTROL CABLE



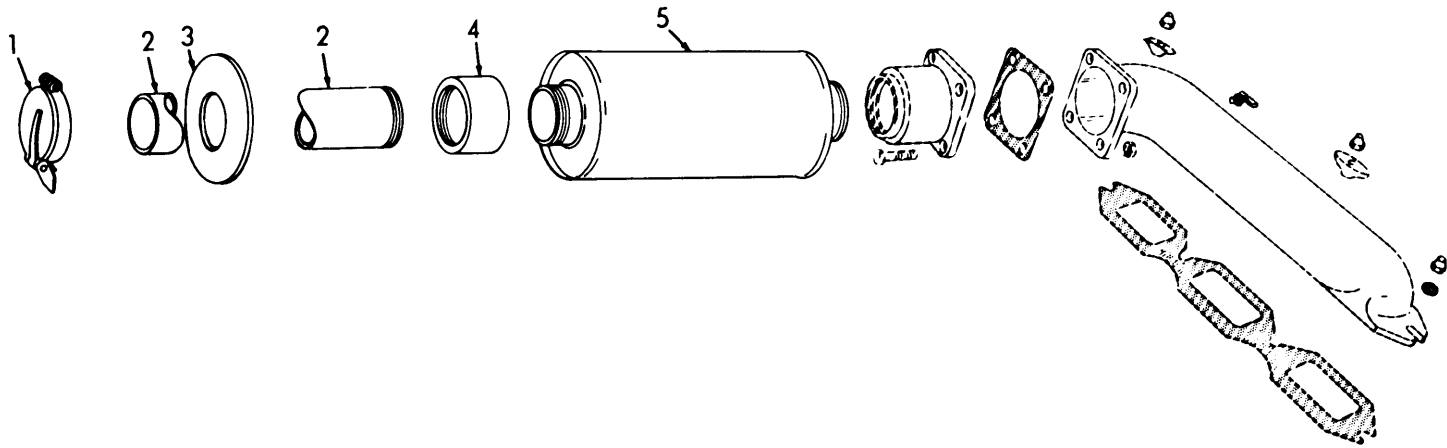
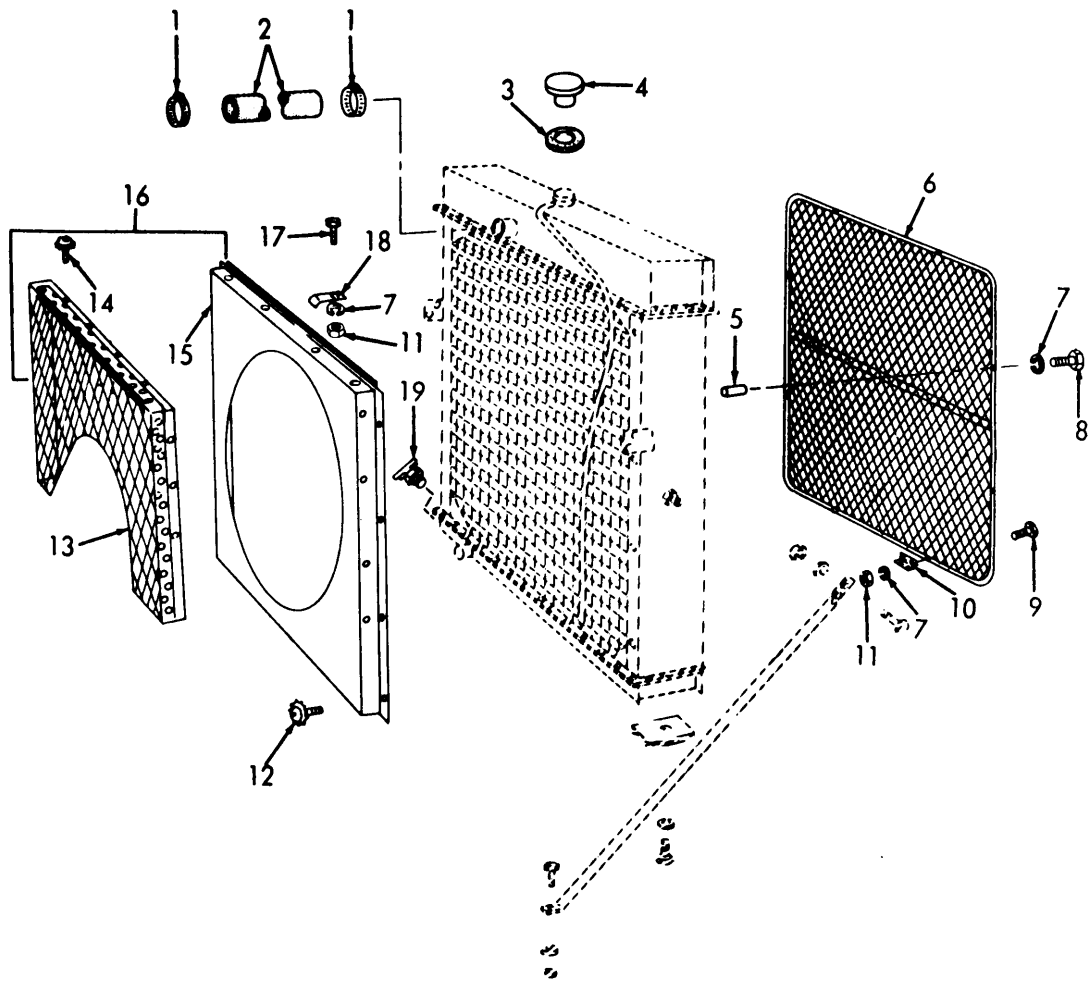
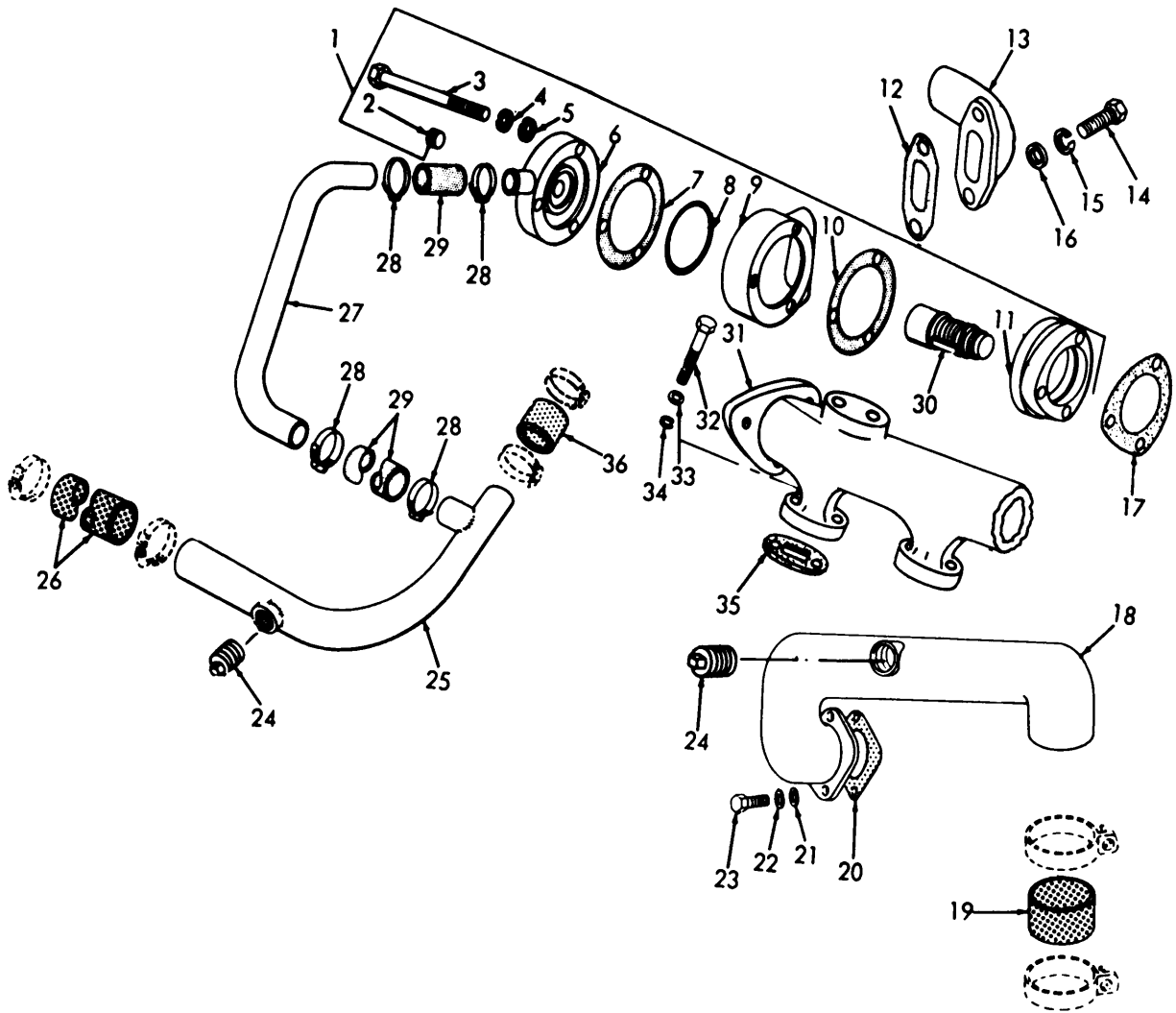


FIGURE 13. MUFFLER AND PIPES




MSC 3810-201-20P/14

FIGURE 14. RADIATOR, GUARD, AND SHROUD



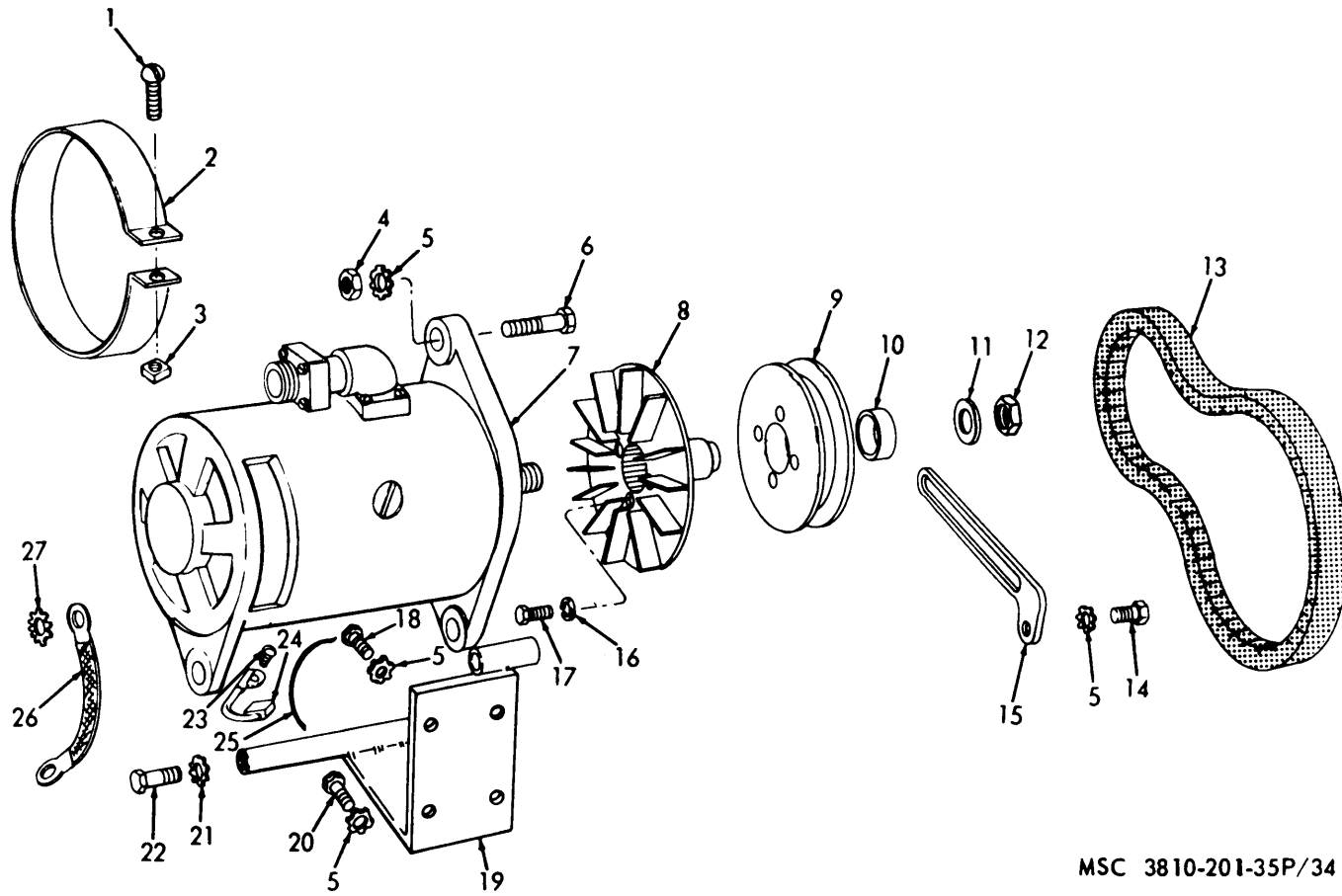
MSC 38 10-201-35P/31

FIGURE 15. THERMOSTAT HOUSING, LINES, AND FITTINGS



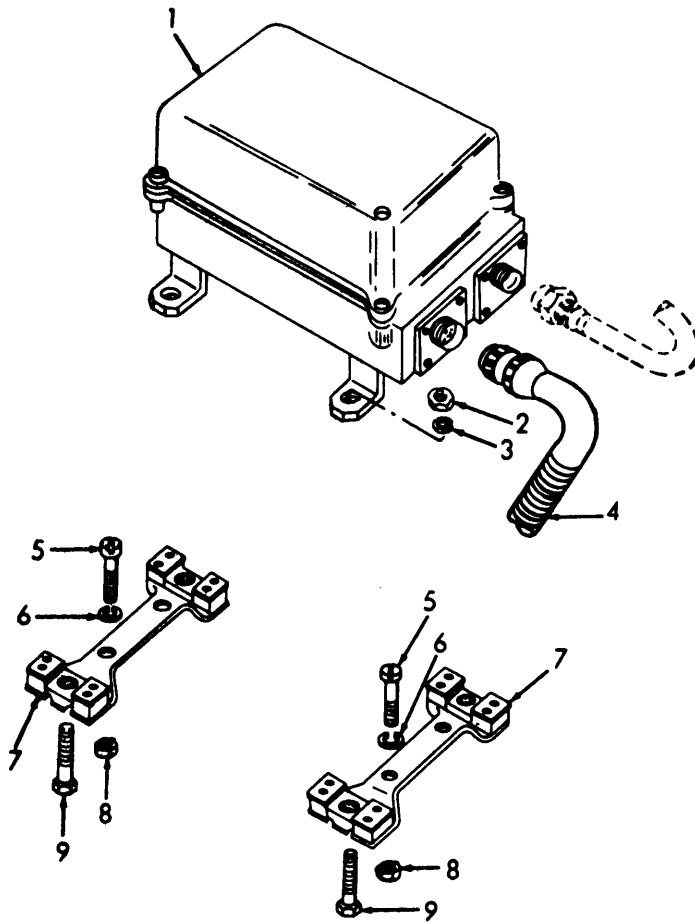
MSC 38 10-201-20P/16

FIGURE 16. FAN AND BRACKET



MSC 3810-201-35P/34

FIGURE 17. GENERATOR, MOUNTING BRACKET, BELT, AND BRUSH



MSC 3810-201-35P/36

FIGURE 18. GENERATOR REGULATOR

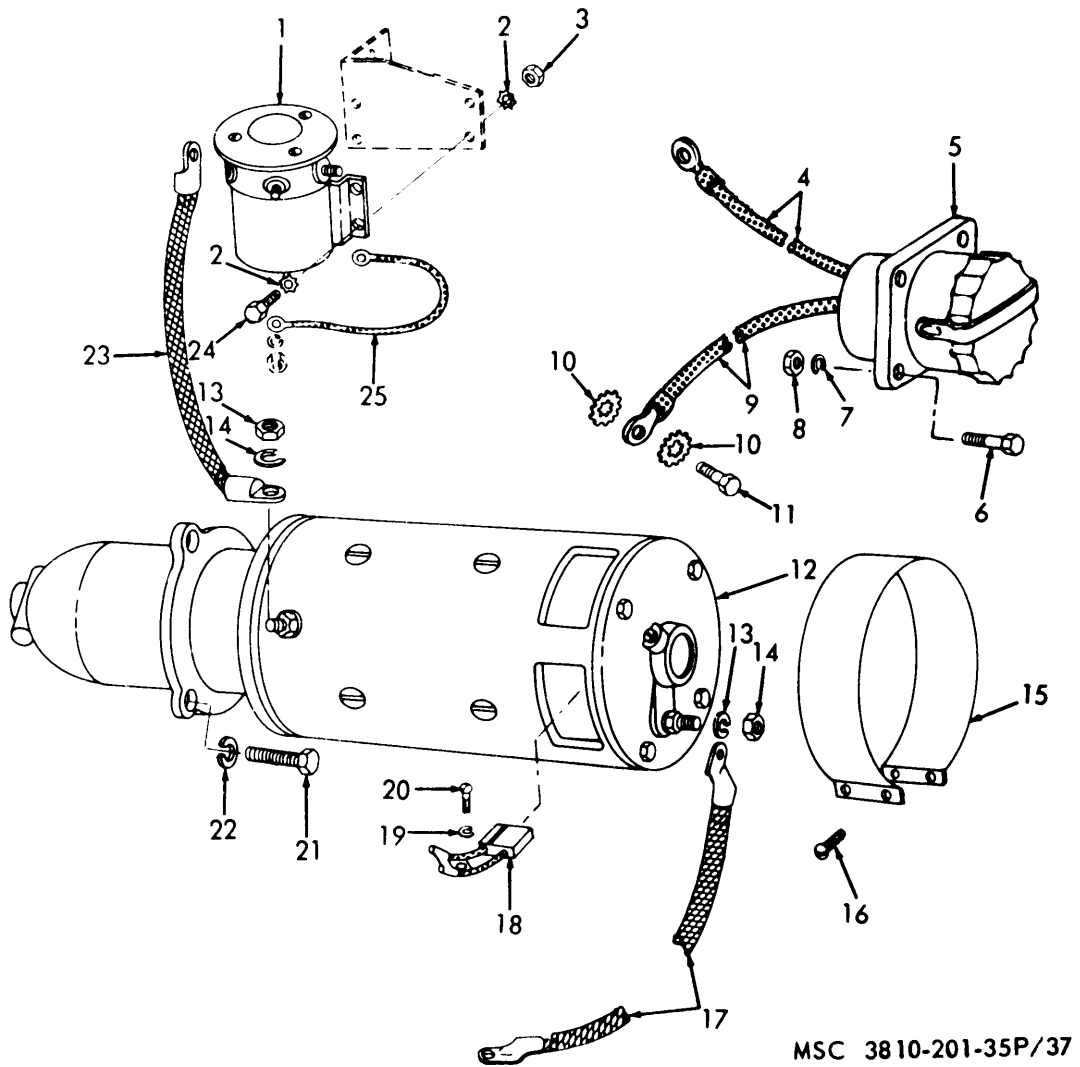
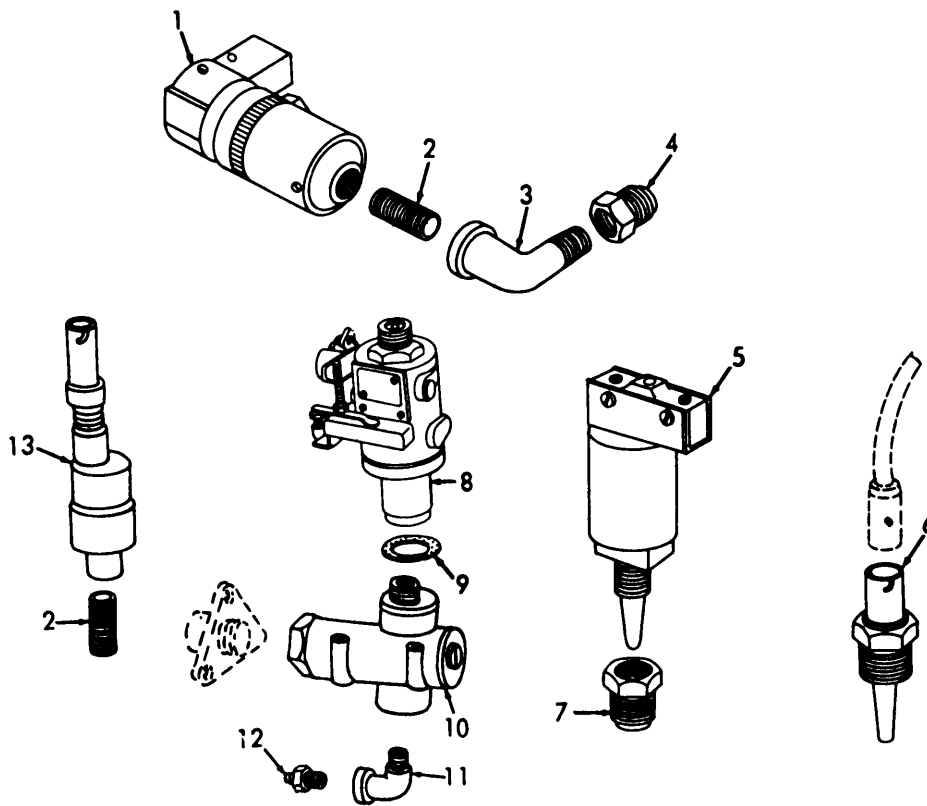


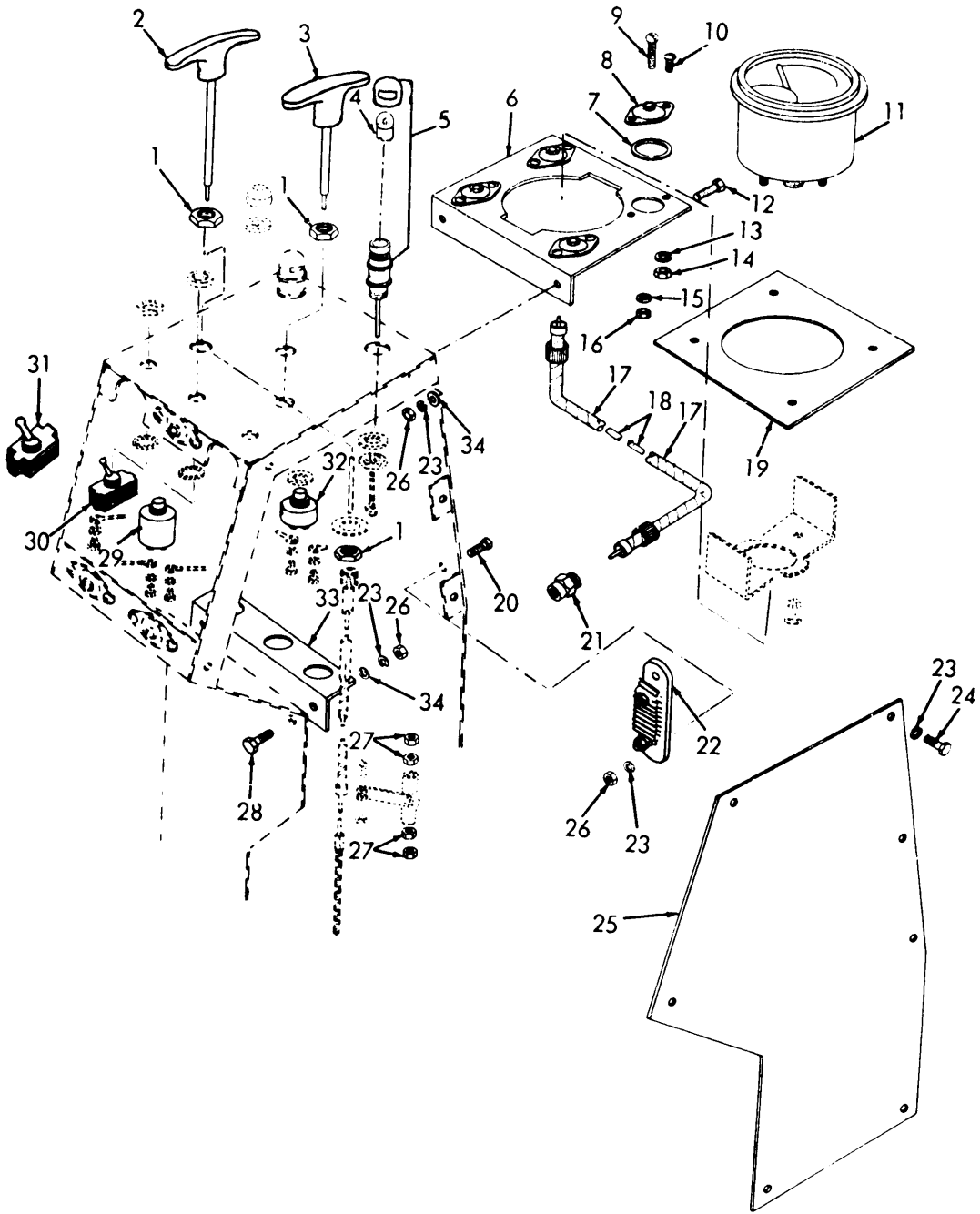
FIGURE 19. STARTER, RELAY AND RECEPTACLE.



EMC 5-3810-201-20P/19

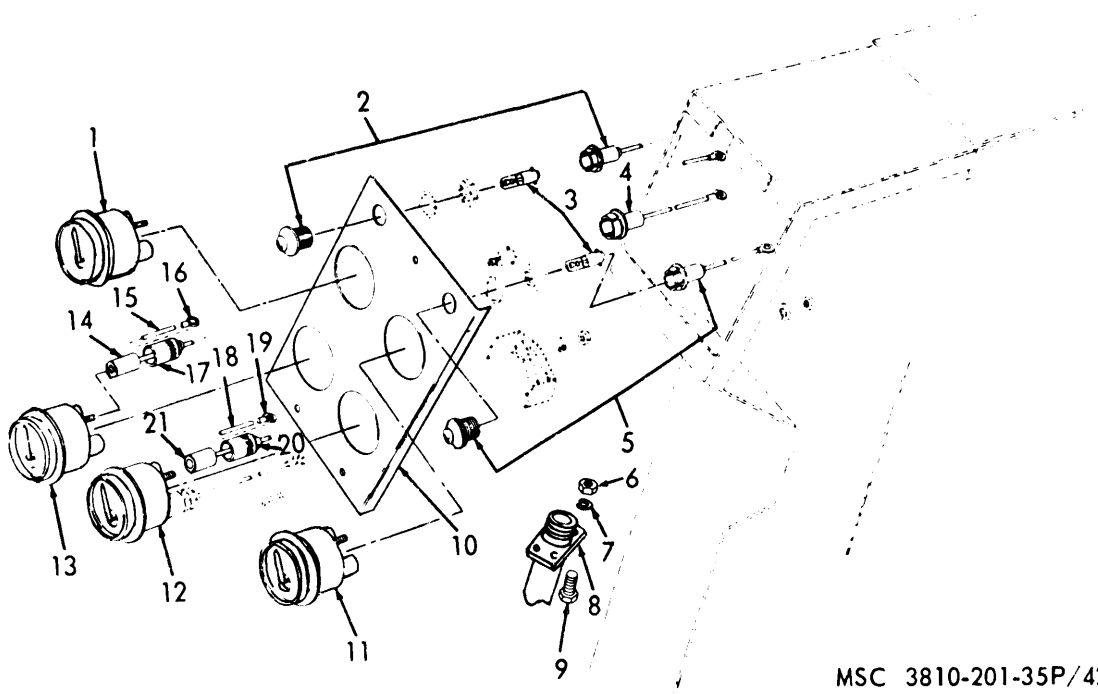
FIGURE 20. SWITCHES, SENDING UNITS, OVERSPEED GOVERNOR, AND TACHOMETER DRIVE





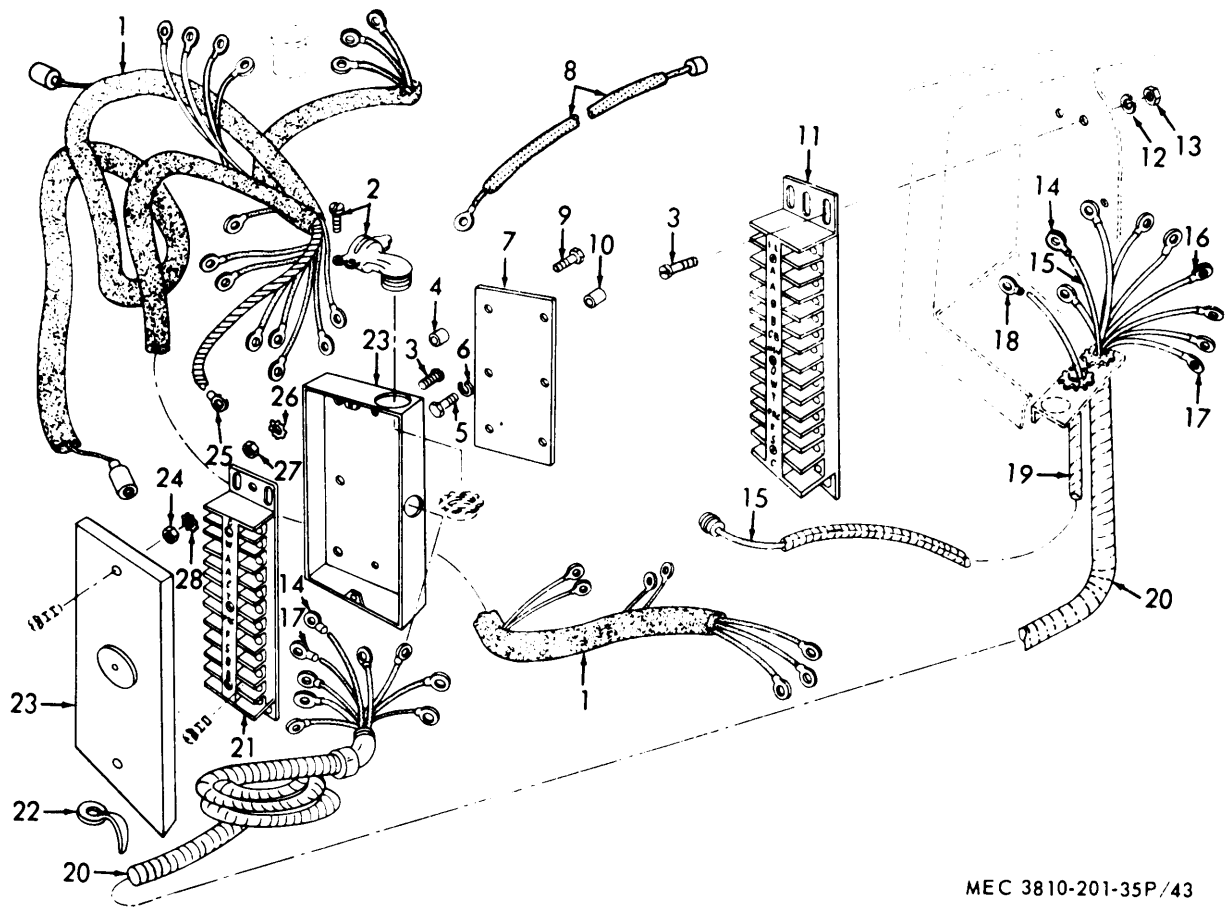
MSC 3810-201-35P/41

FIGURE 21. INSTRUMENT CONTROL PANEL



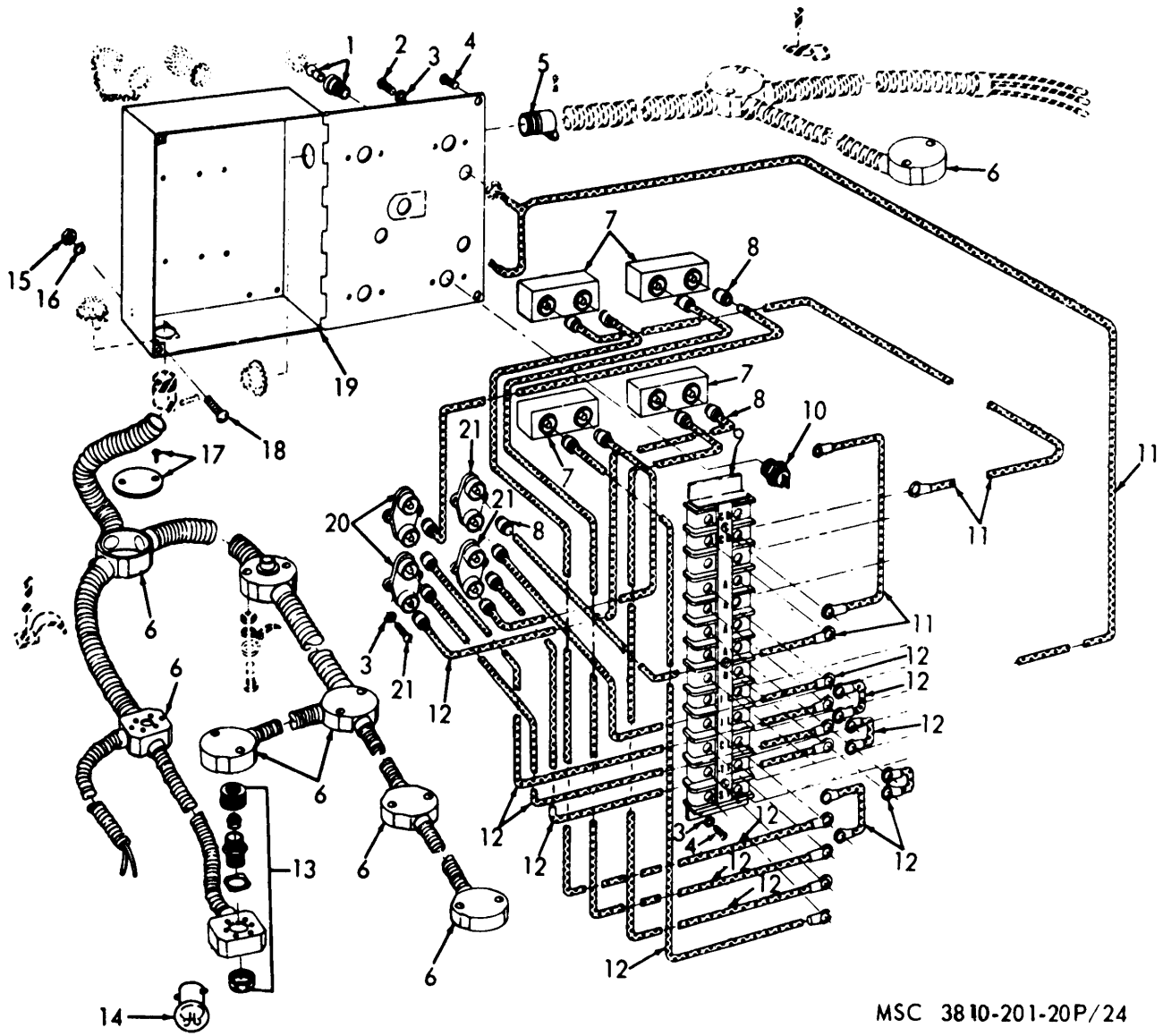
MSC 3810-201-35P/42

FIGURE 22. INSTRUMENT PANEL



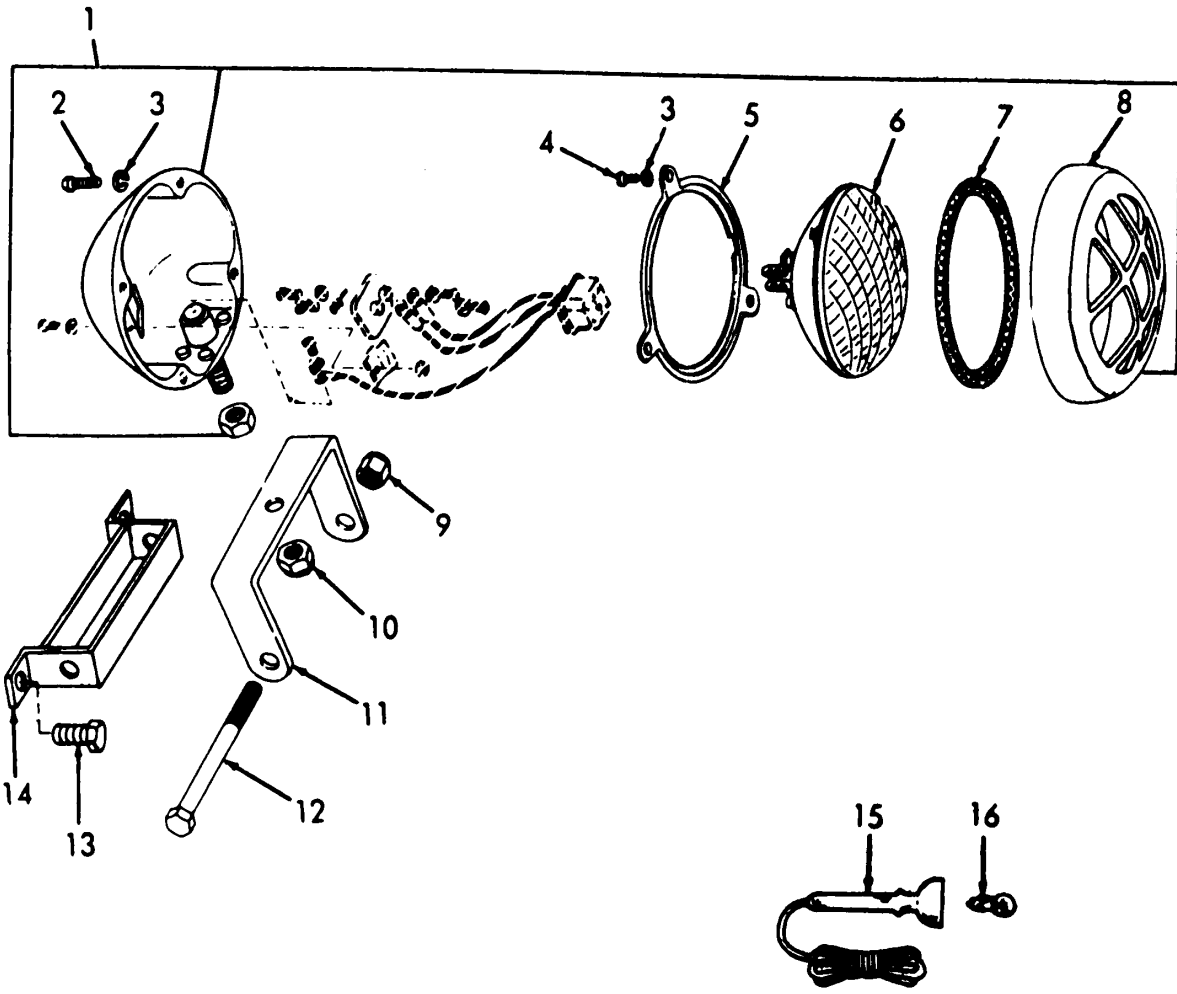
MEC 3810-201-35P/43

FIGURE 23. TERMINAL BOARD AND JUNCTION BOX



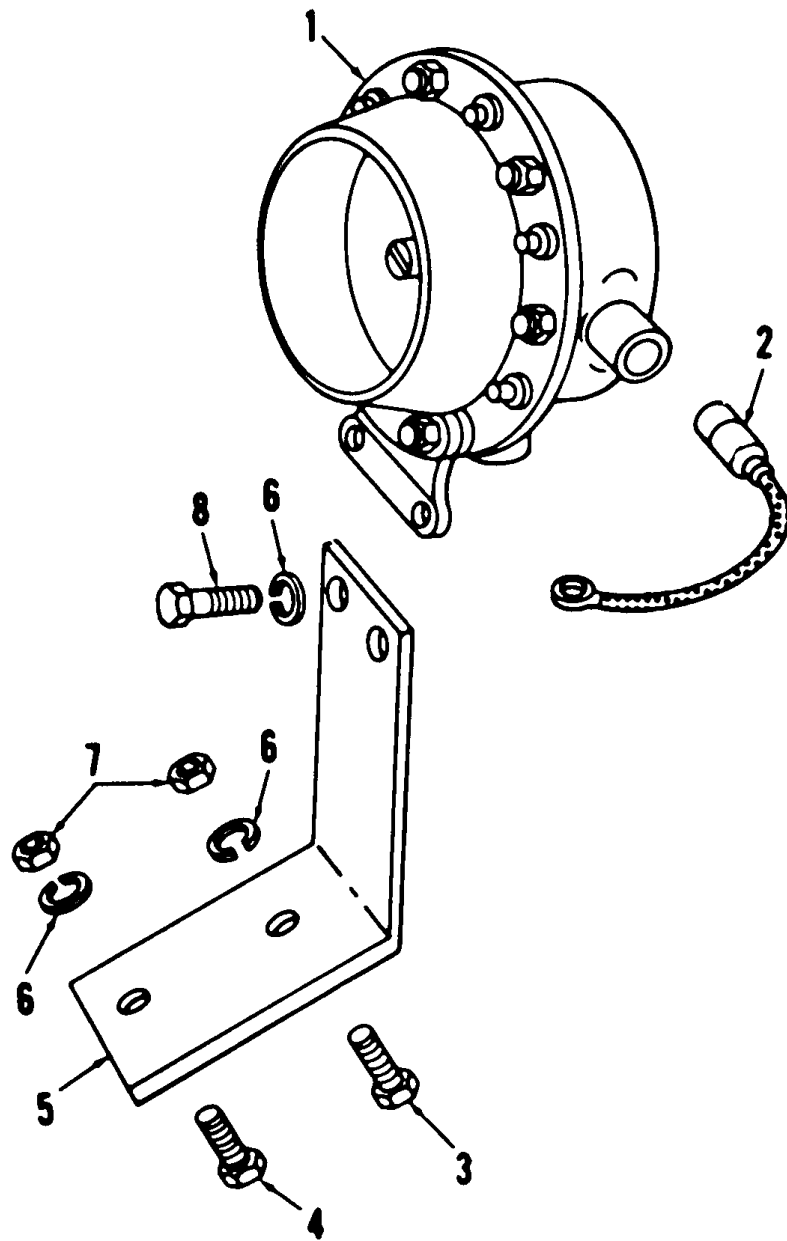
MSC 3810-201-20P/24

FIGURE 24. LIGHT ENCLOSURE AND COMPONENTS



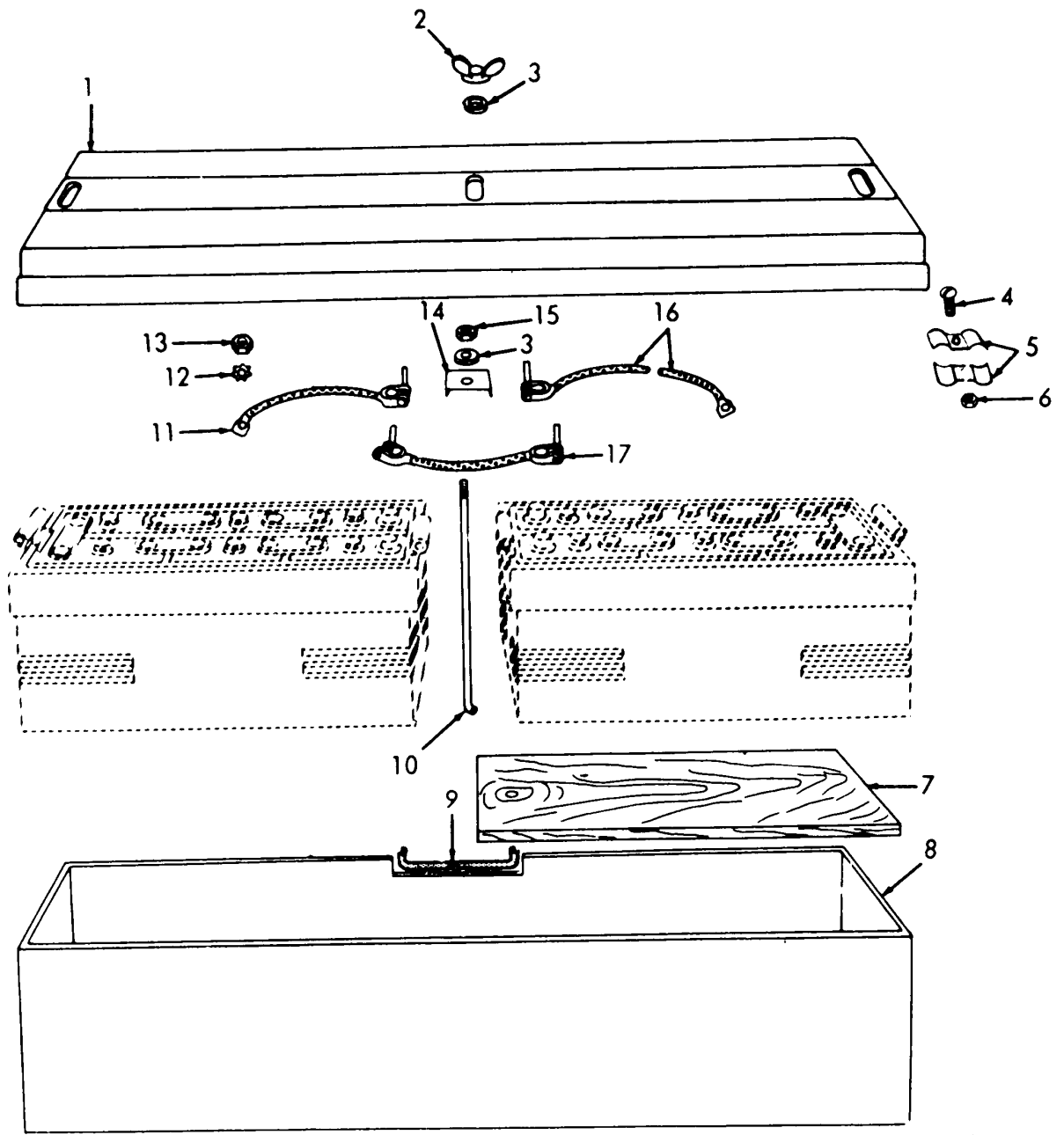
MSC 3810-201-35P/45

FIGURE 25. LIGHTS



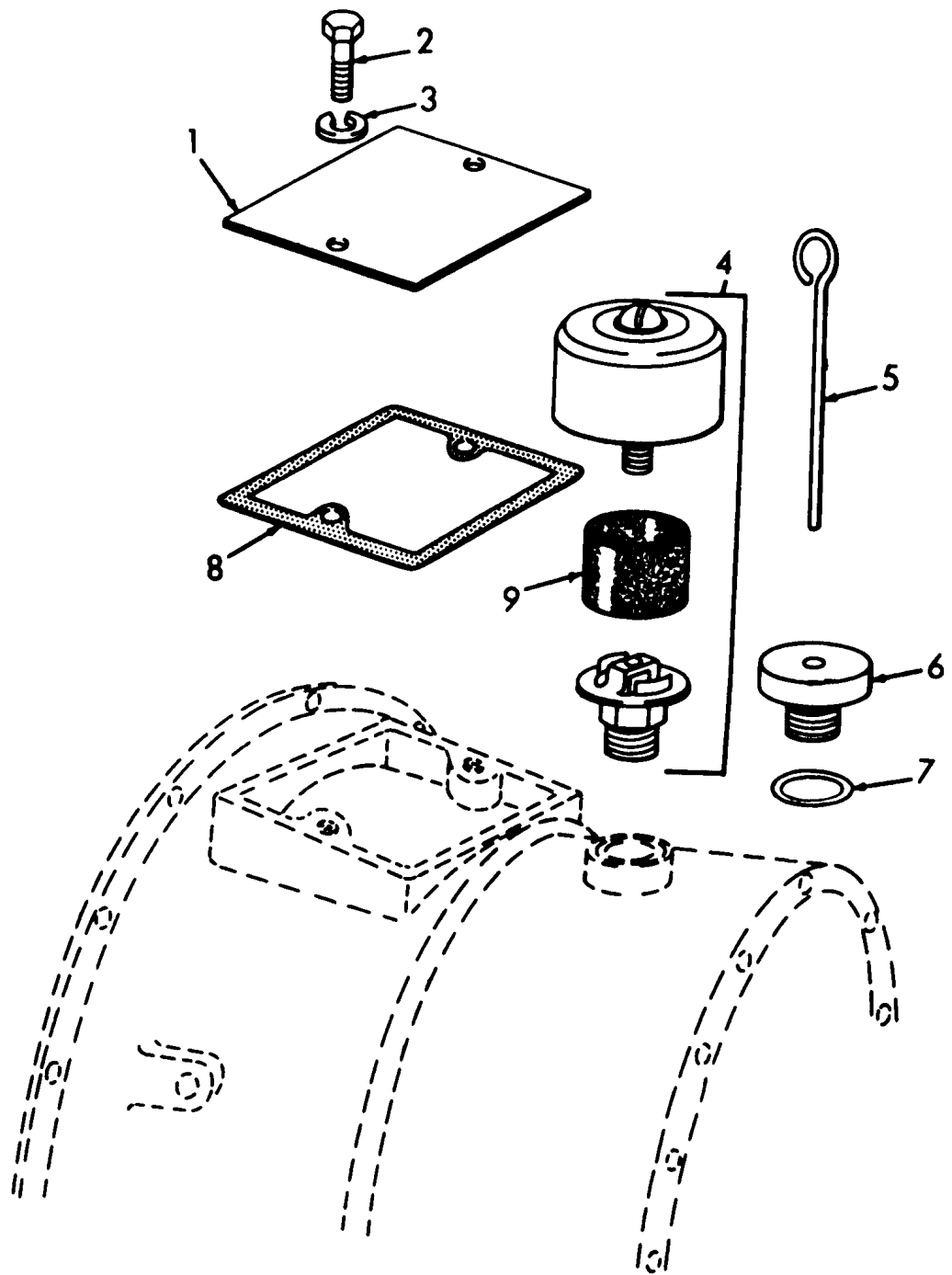
MSC 3810-201-35P/46

FIGURE 26. HORN



MSC 3810-201-35P/47

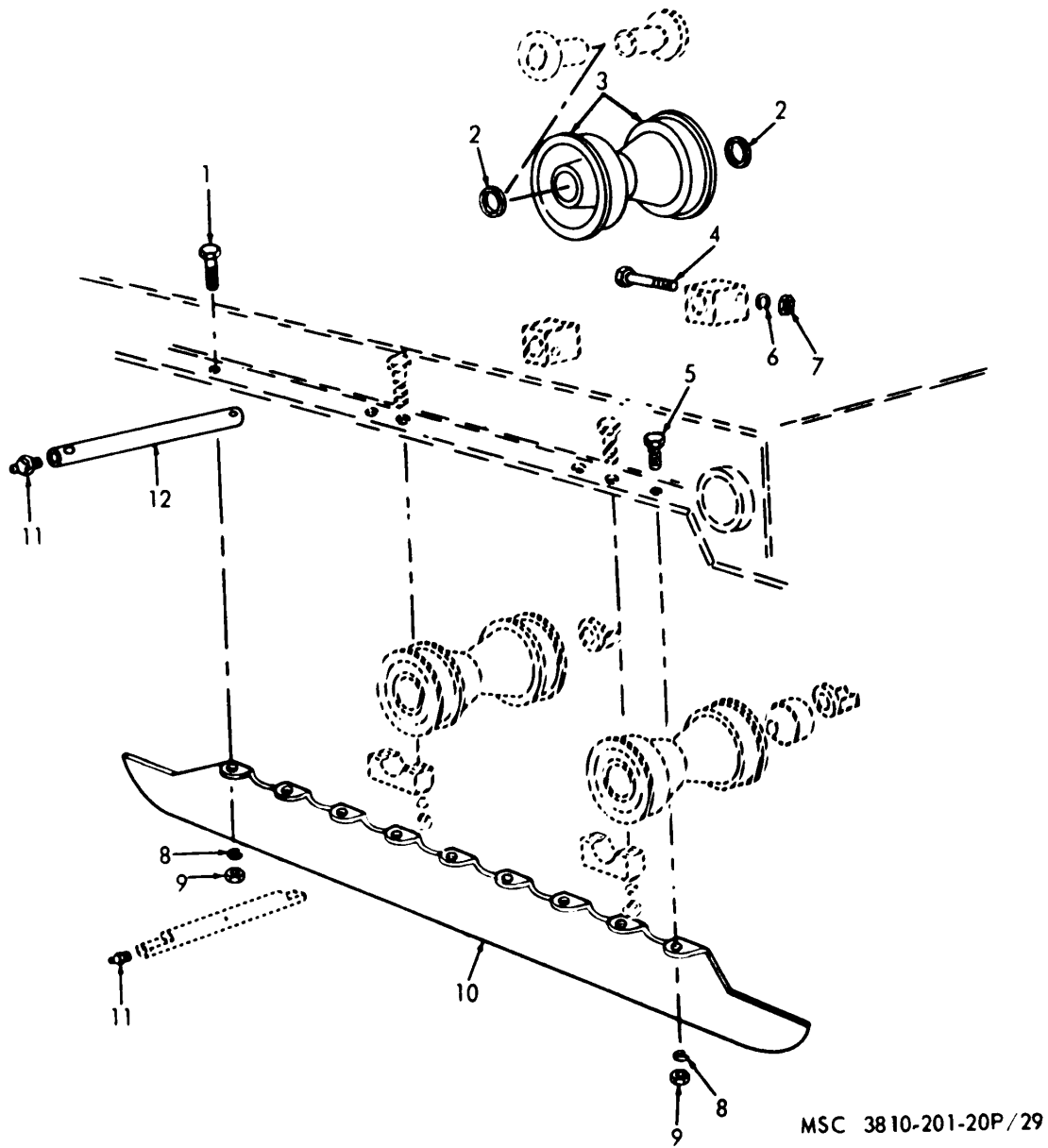
FIGURE 27. BATTERY BOX AND CABLES



**EMC 5-3810-206-20P/28**

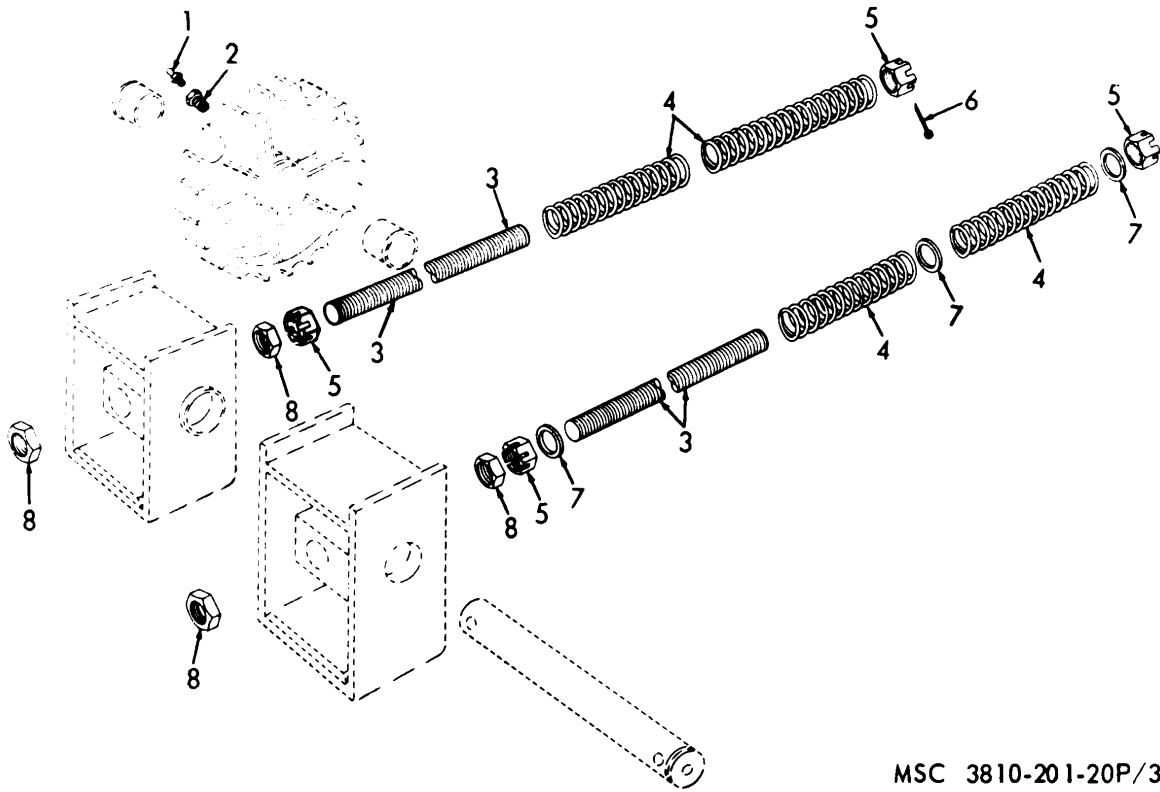
FIGURE 28. POWER TAKE-OFF COVER PLATE, BREATHER, AND INDICATOR





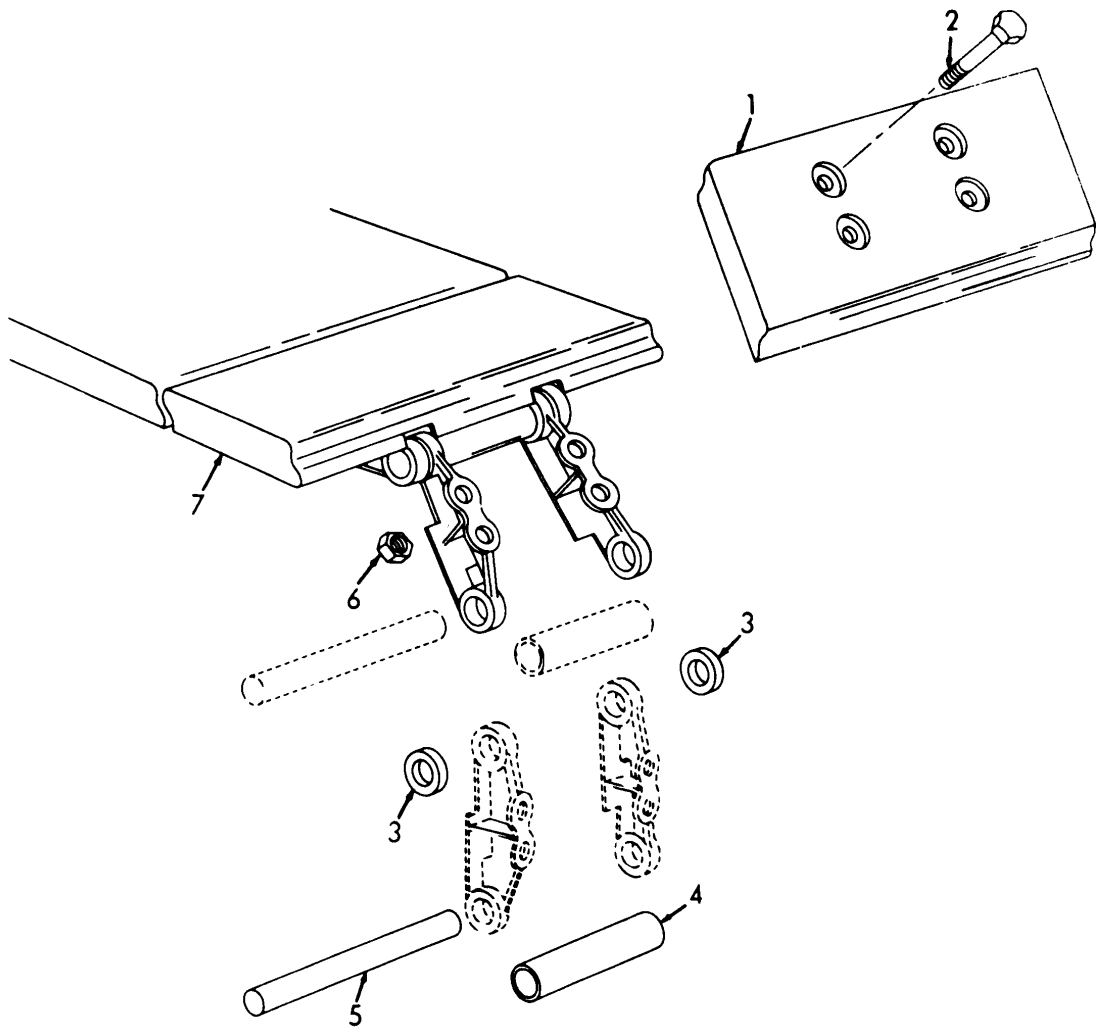
MSC 3810-201-20P/29

FIGURE 29. TRACK SUPPORT ROLLER AND GUARD



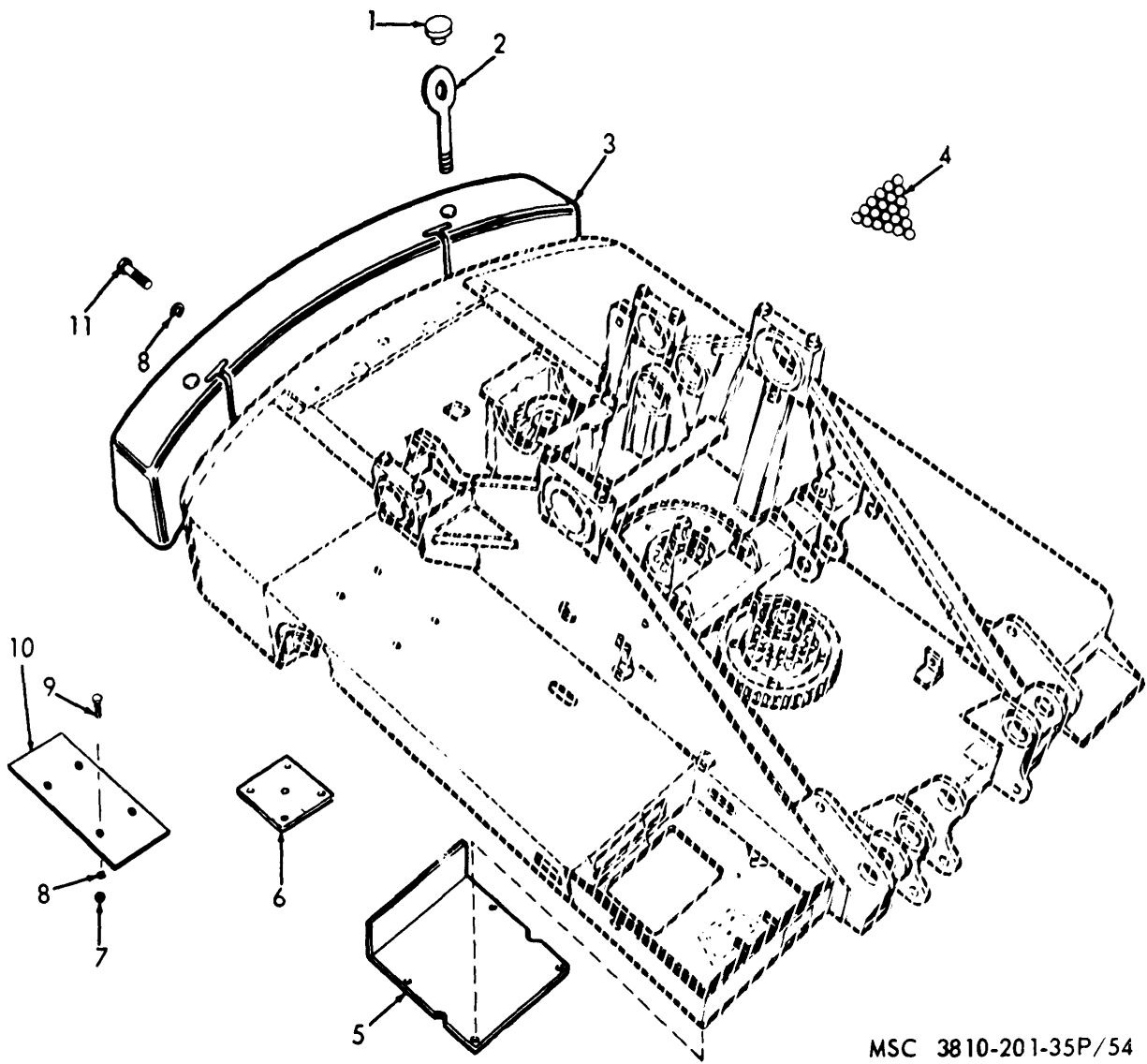
MSC 3810-201-20P/30

FIGURE 30. CRAWLER IDLER SHAFT ADJUSTING BOLT



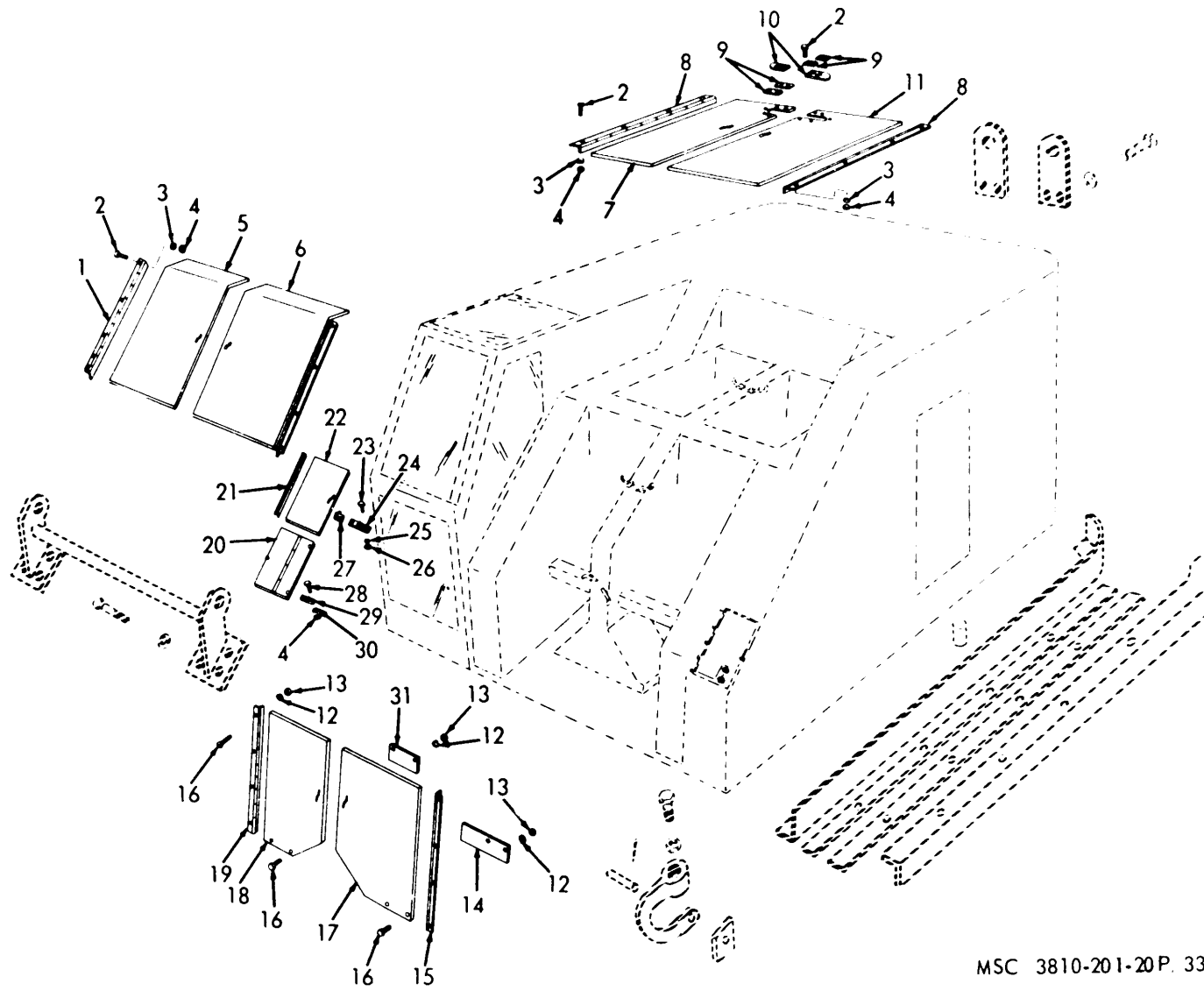
MSC 38.10-201-20P/31

FIGURE 31. TRACK SHOE AND MASTER PIN



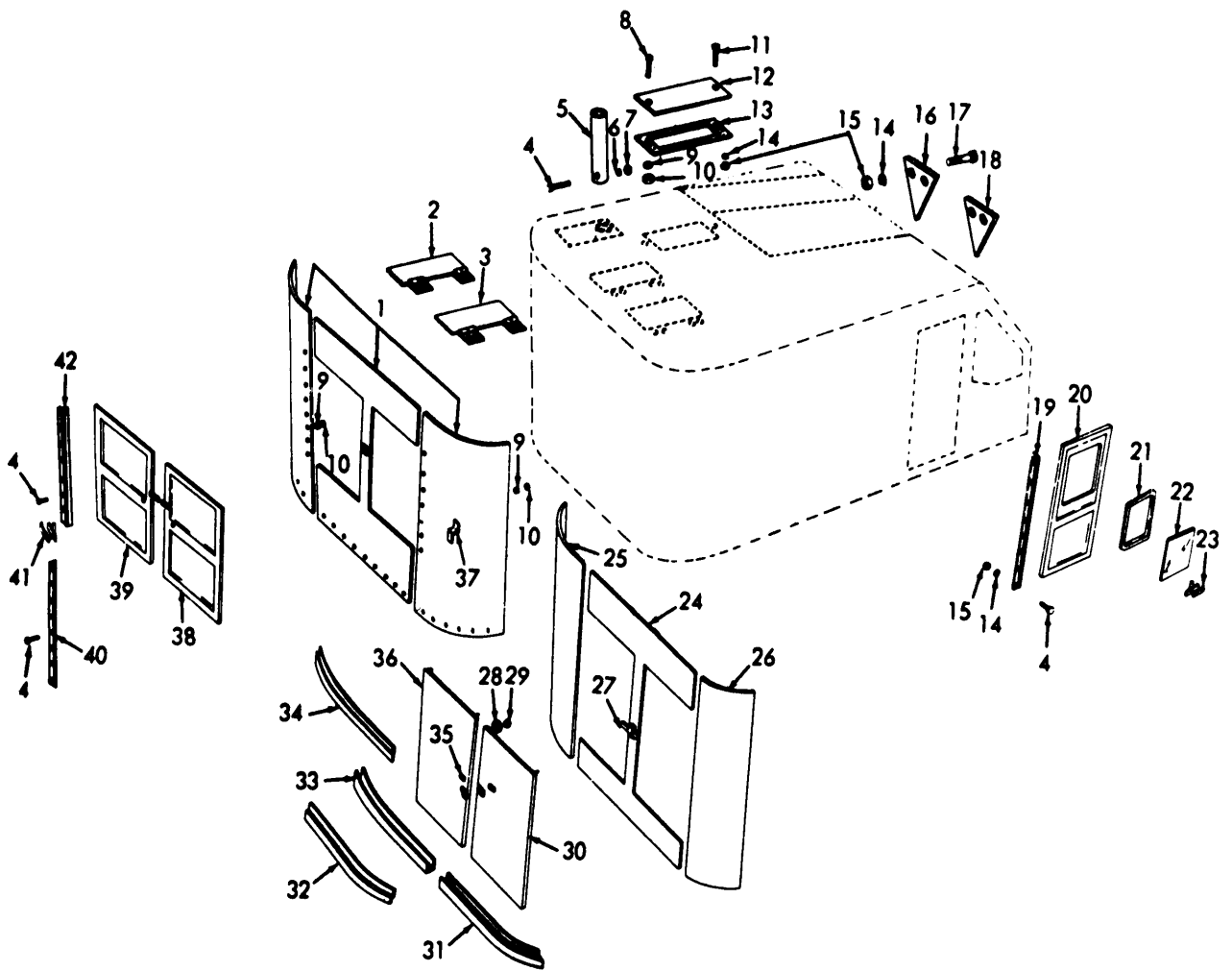
MSC 3810-201-35P/54

FIGURE 32. COUNTERWEIGHTS AND COVER PLATES



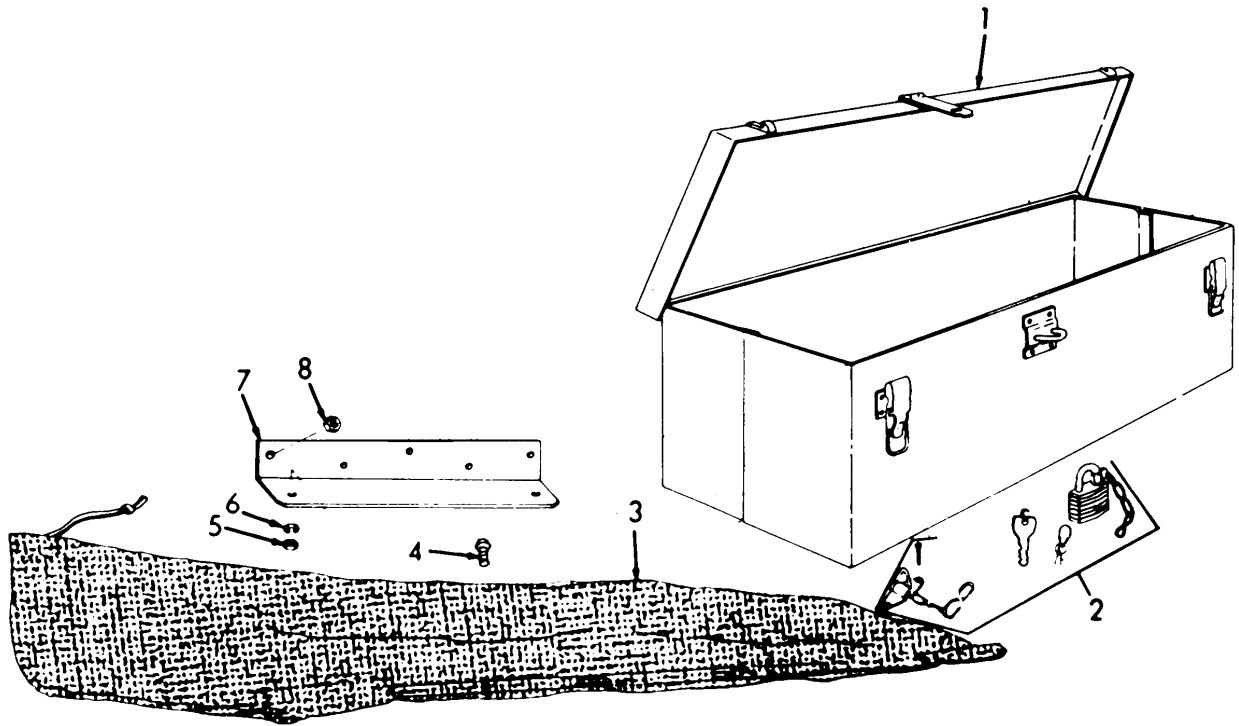
MSC 3810-201-20P. 33

FIGURE 33. ANGLE FRAME AND PANELS



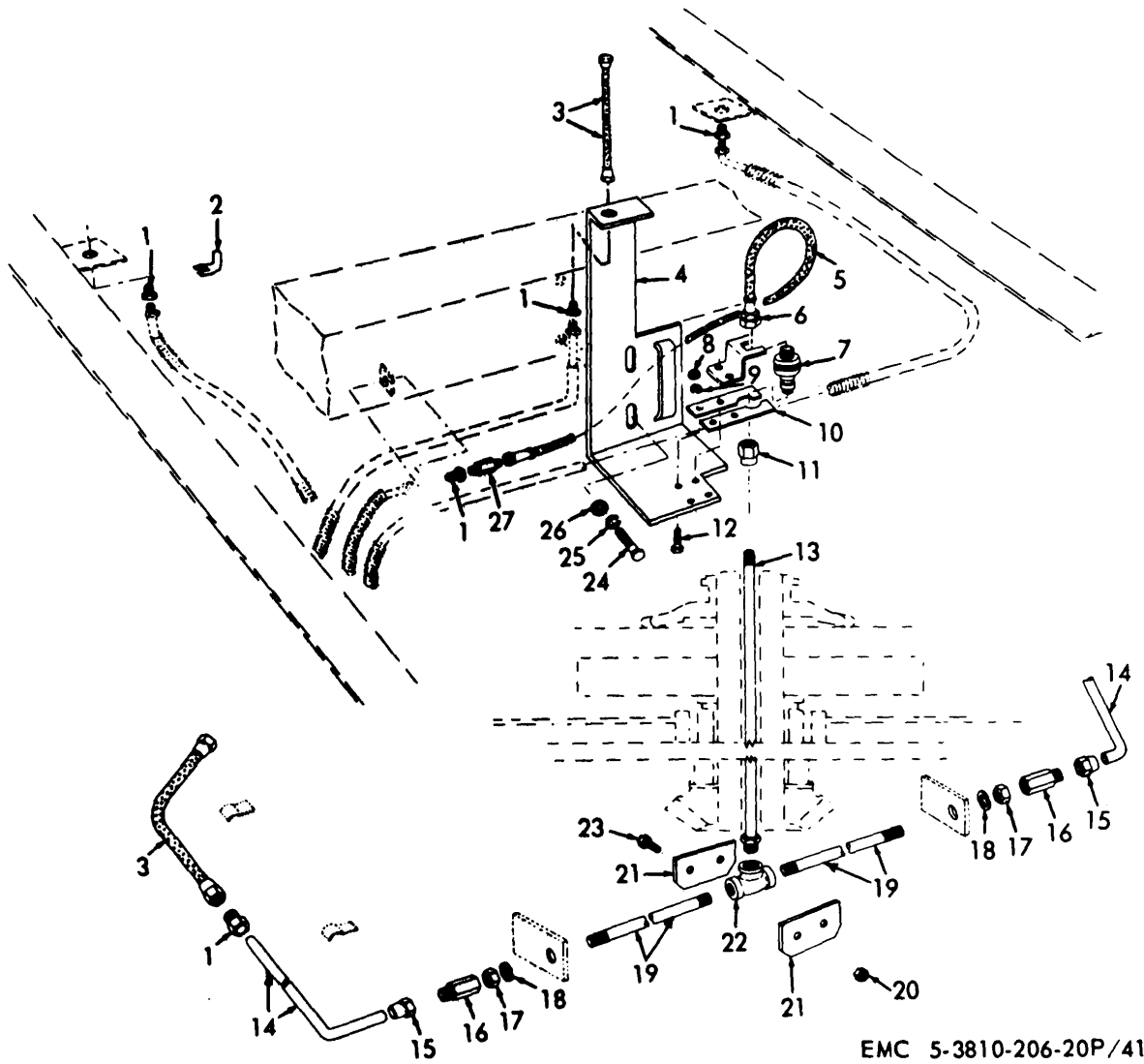
MEC 3810-201-35P/56

FIGURE 34. REAR PANELS AND DOORS



MSC 3810-201-35P/57

FIGURE 35. TOOL BOX AND ACCESSORIES



EMC 5-3810-206-20P/41

FIGURE 36. HYDRAULIC TUBING AND CONNECTIONS



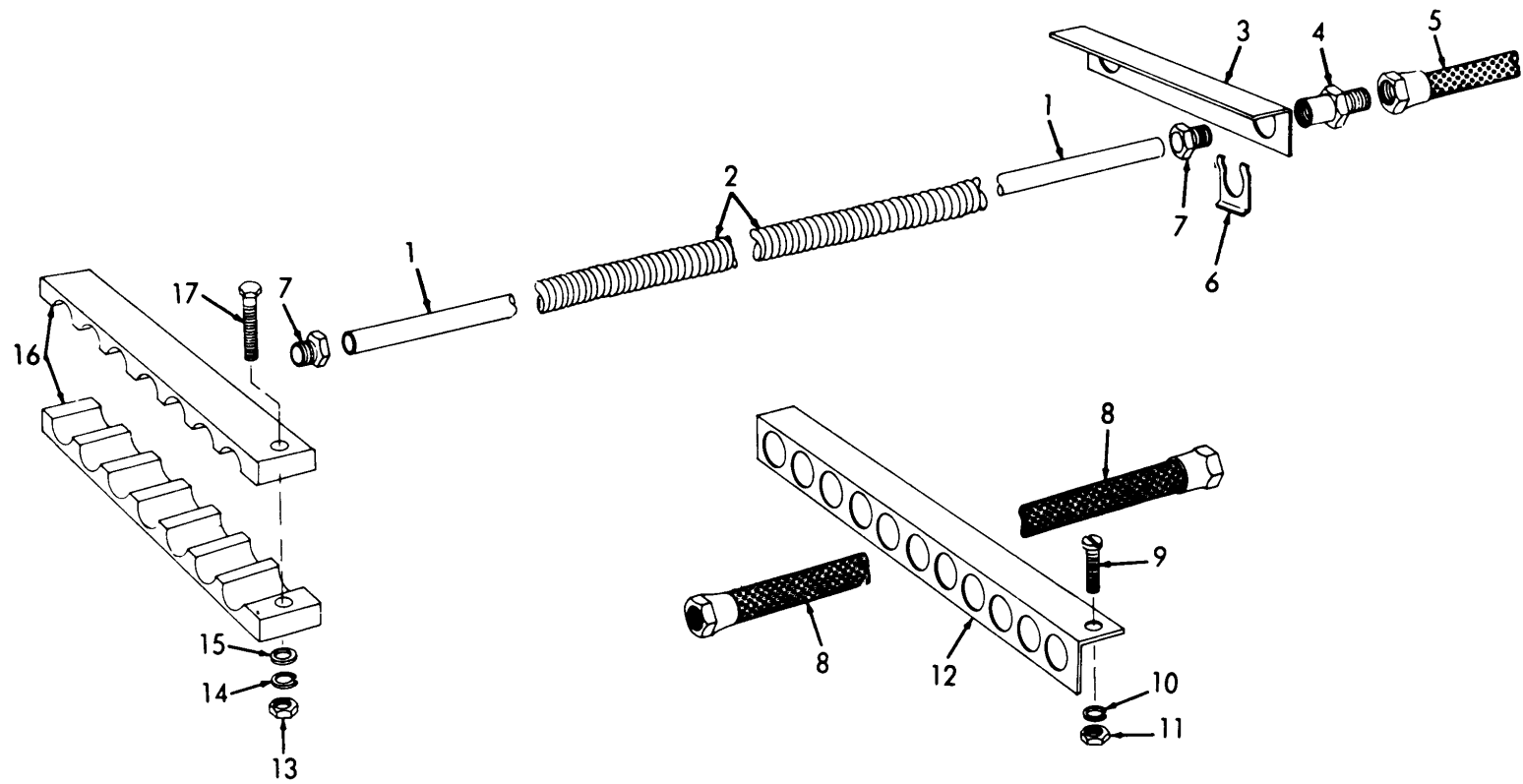
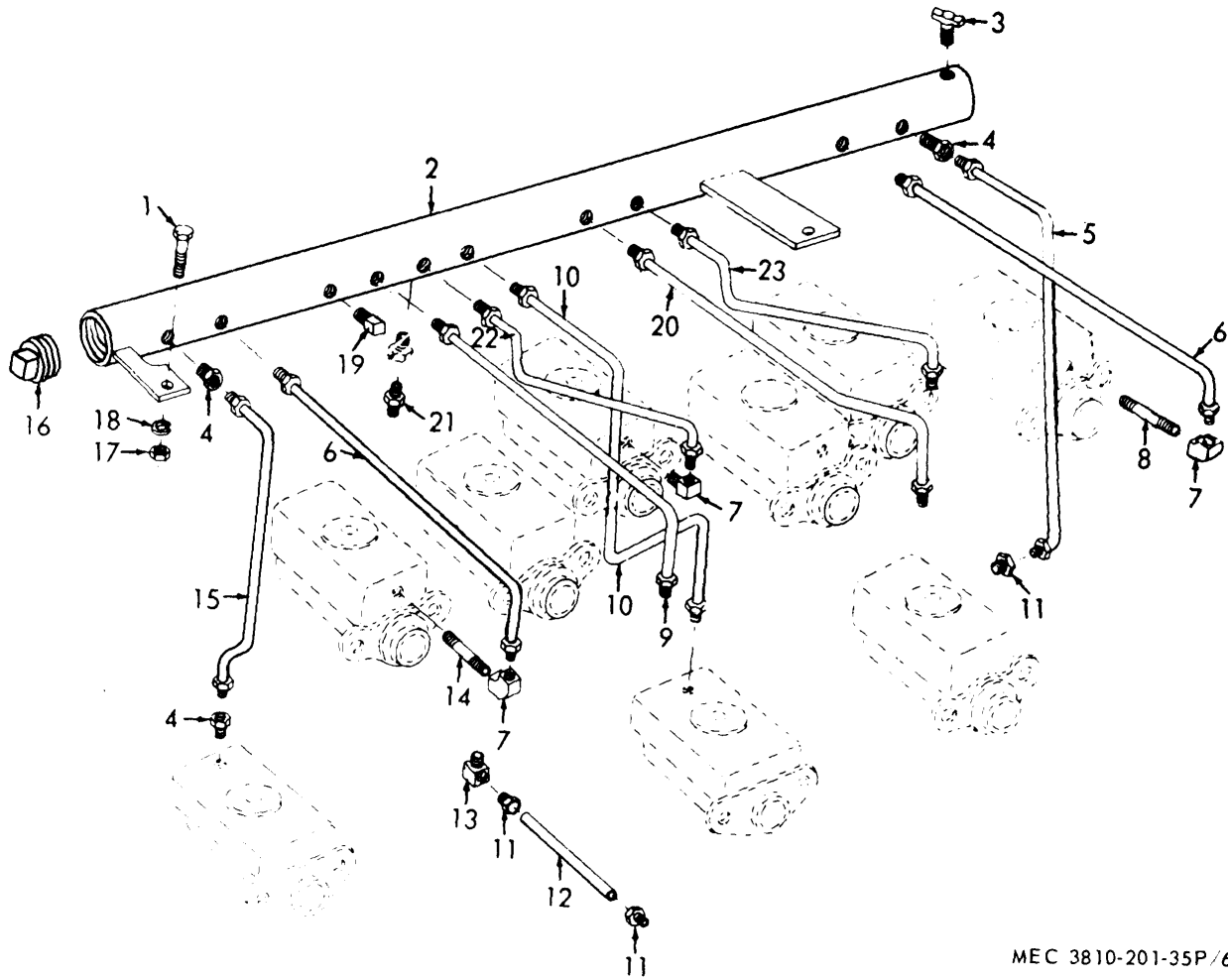


FIGURE 37. HYDRAULIC SUPPLY LINES AND BRACKETS



MEC 3810-201-35P/60

FIGURE 38. HYDRAULIC CONTROL HEADER AND LINES

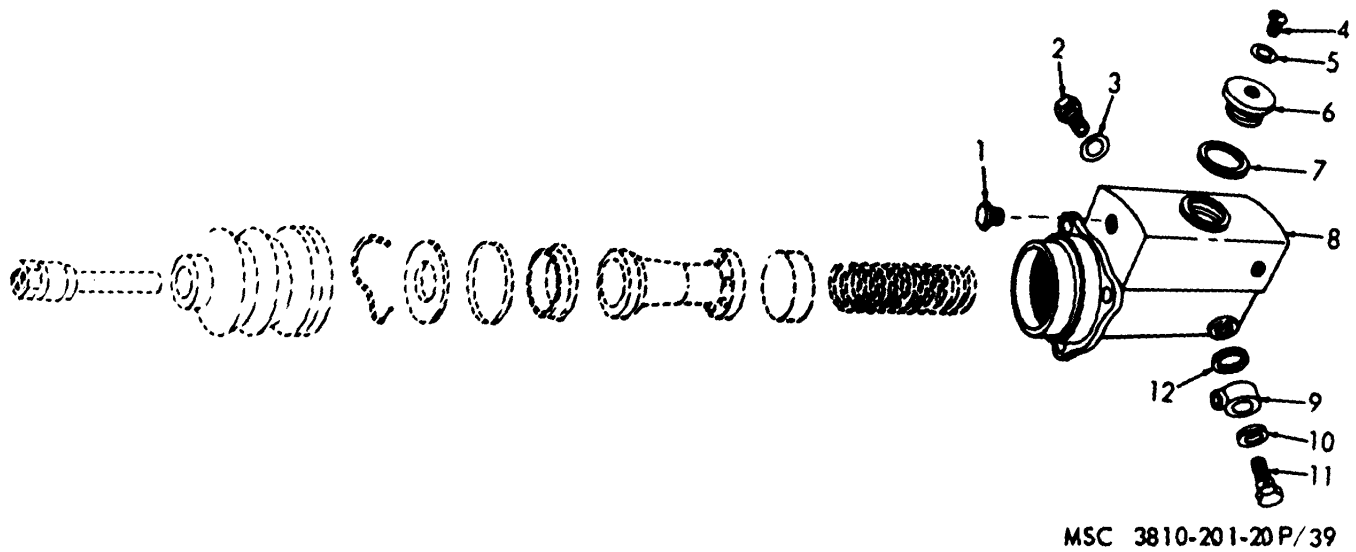
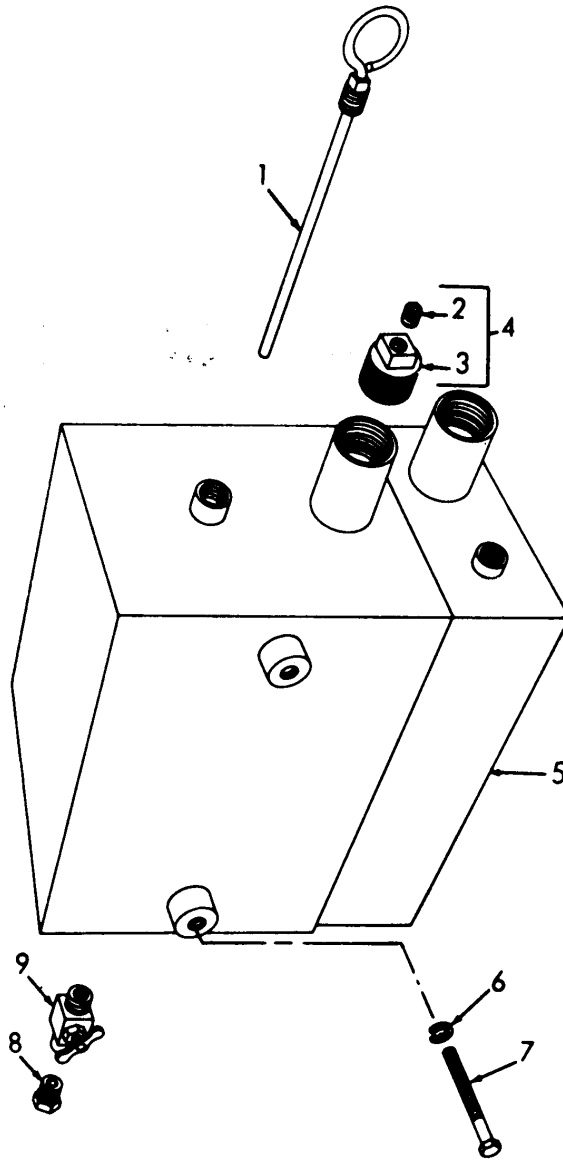
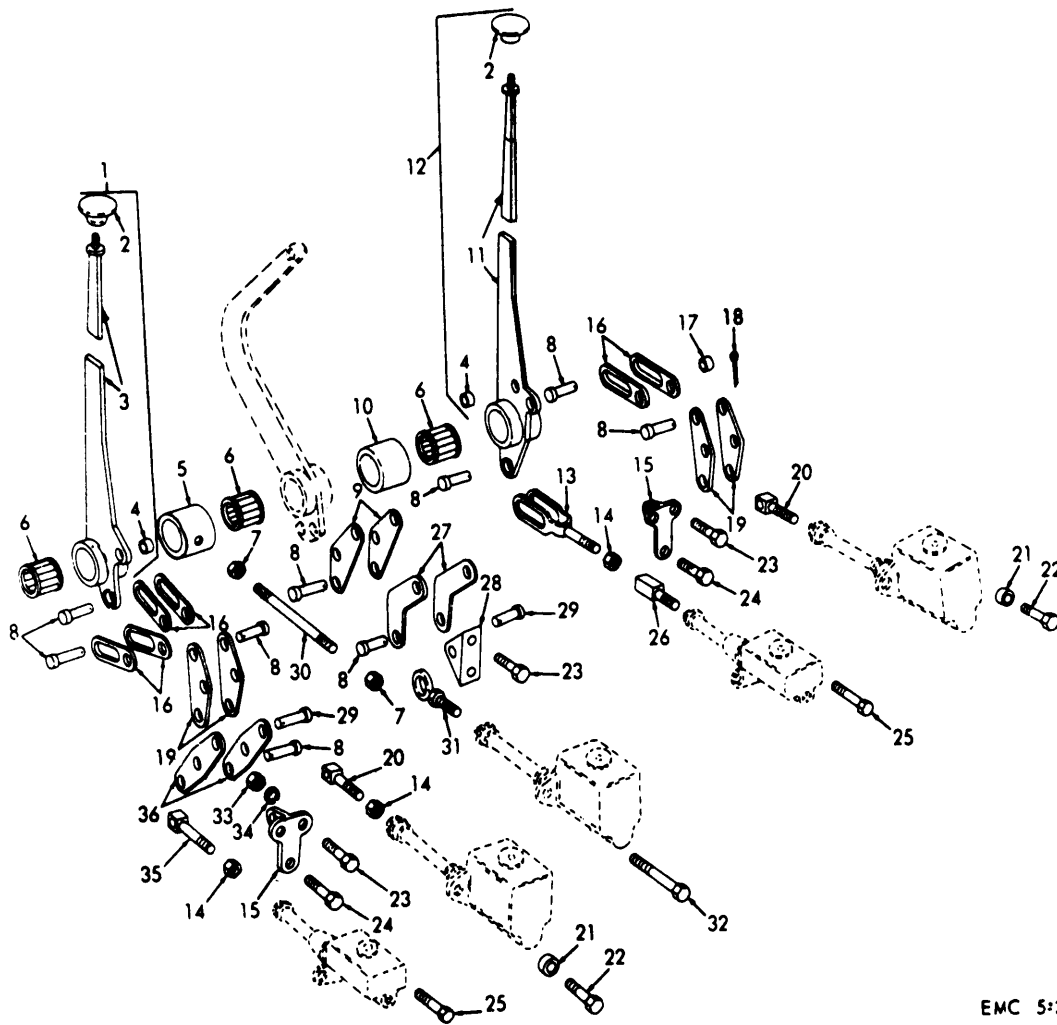


FIGURE 39. COMPENSATOR



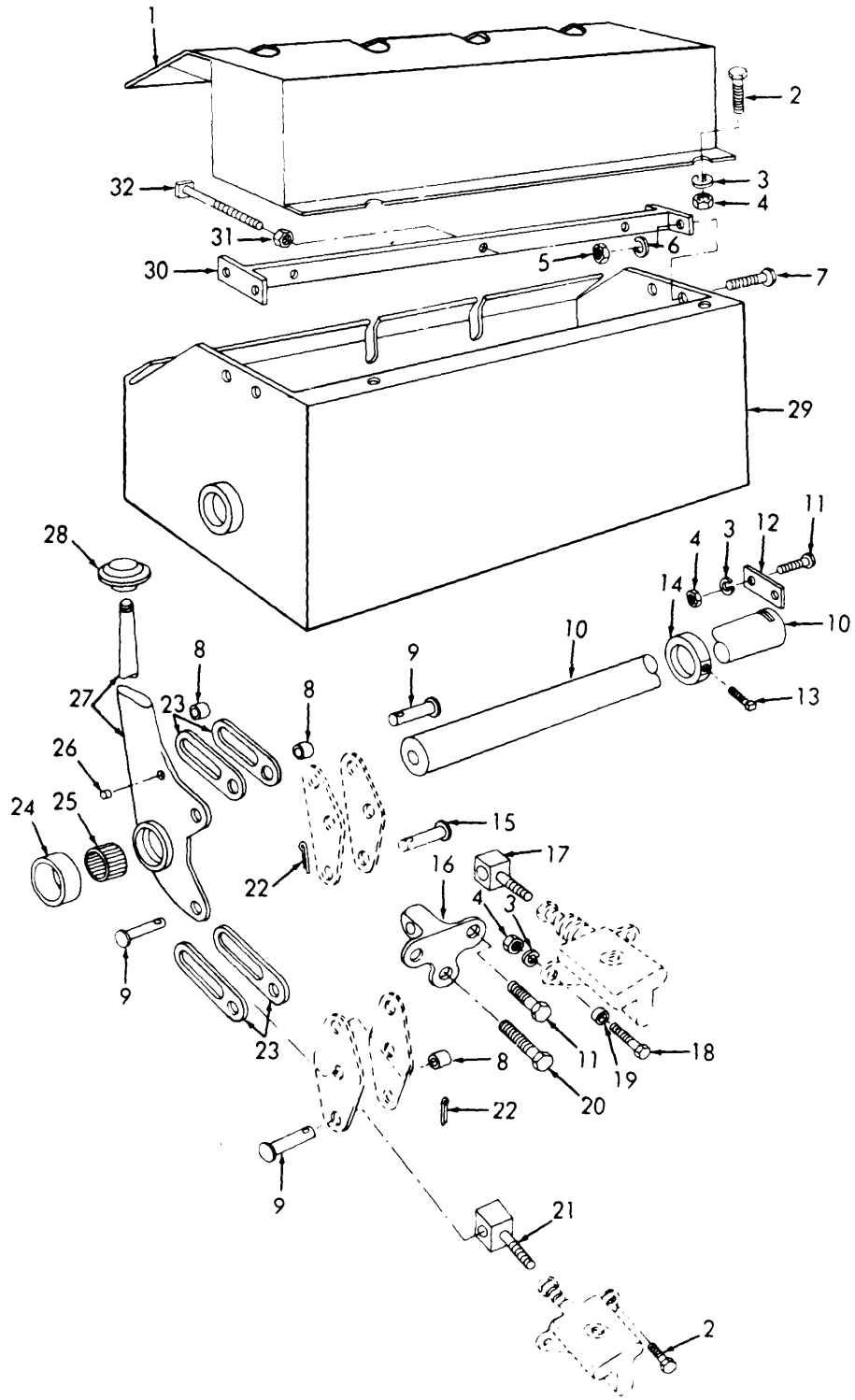
MSC 3810-201-35P/66

FIGURE 40. HYDRAULIC OIL TANK



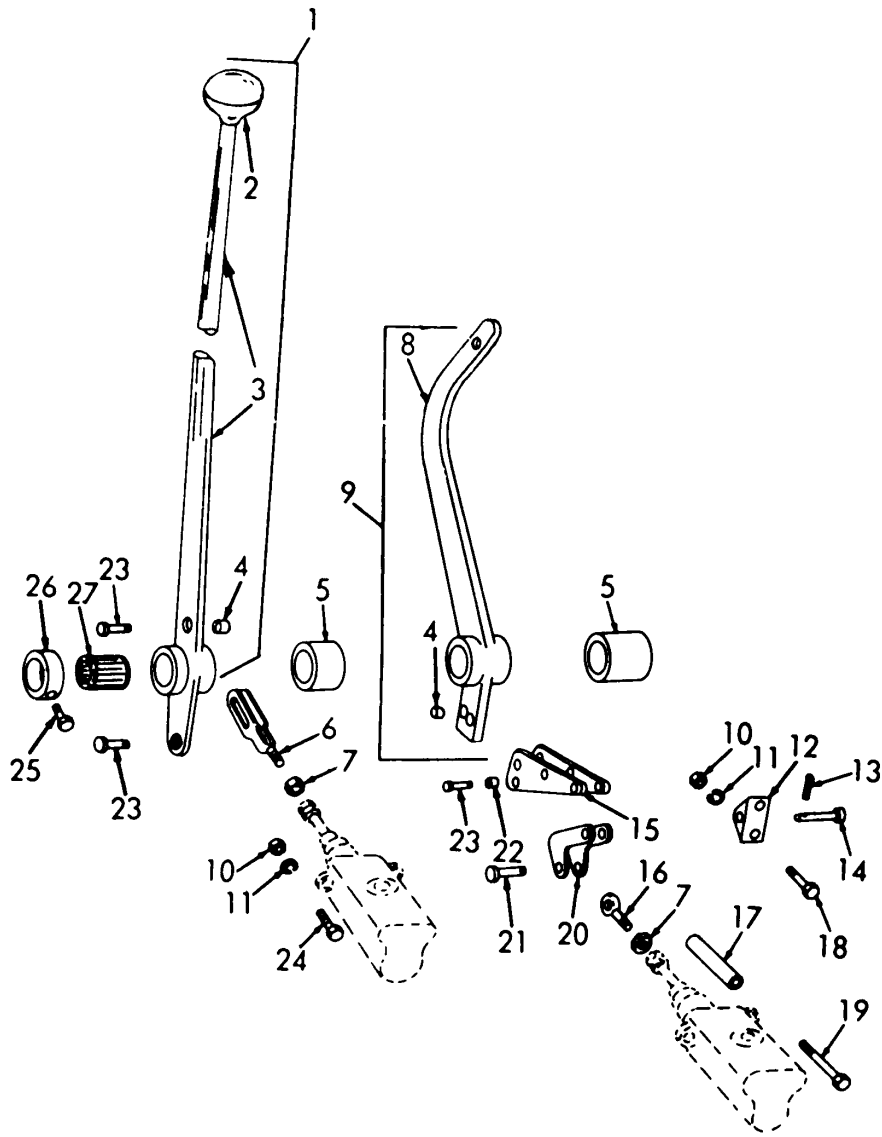
EMC 5:3810-206-20P/53

FIGURE 41. OPERATING LEVERS (1)



MEC 3810-201-35P 68

FIGURE 42. BOOM HOIST RAISE-LOWER LEVER, BRACKET, AND PLATES



MSC 3810-201-35P/69

FIGURE 43. OPERATING LEVERS (2)

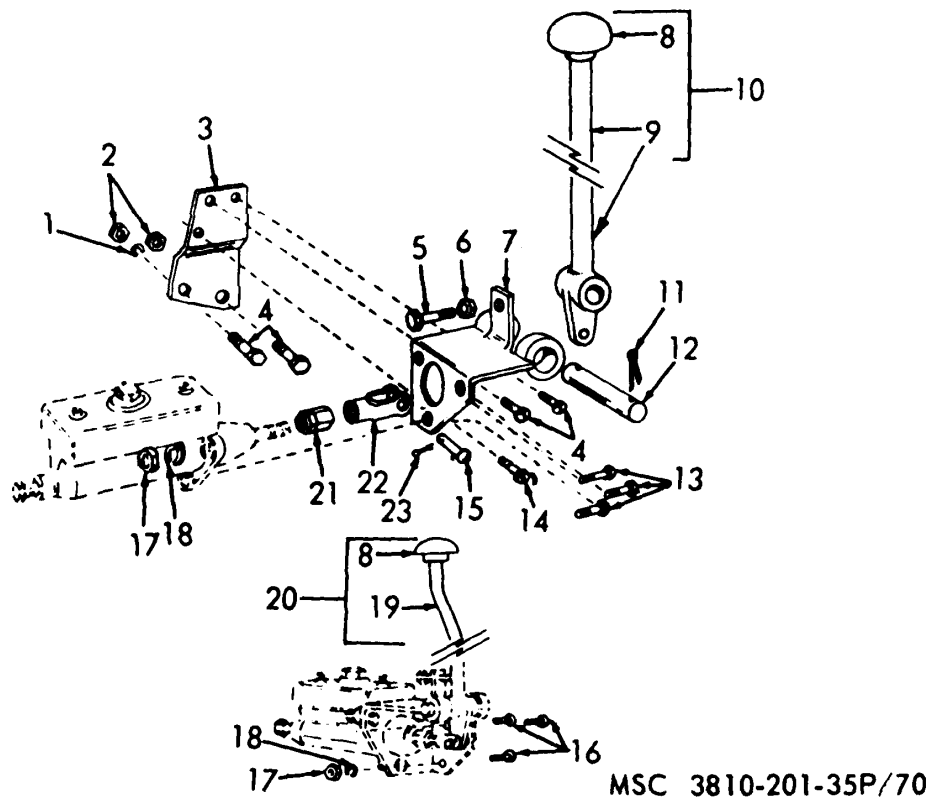
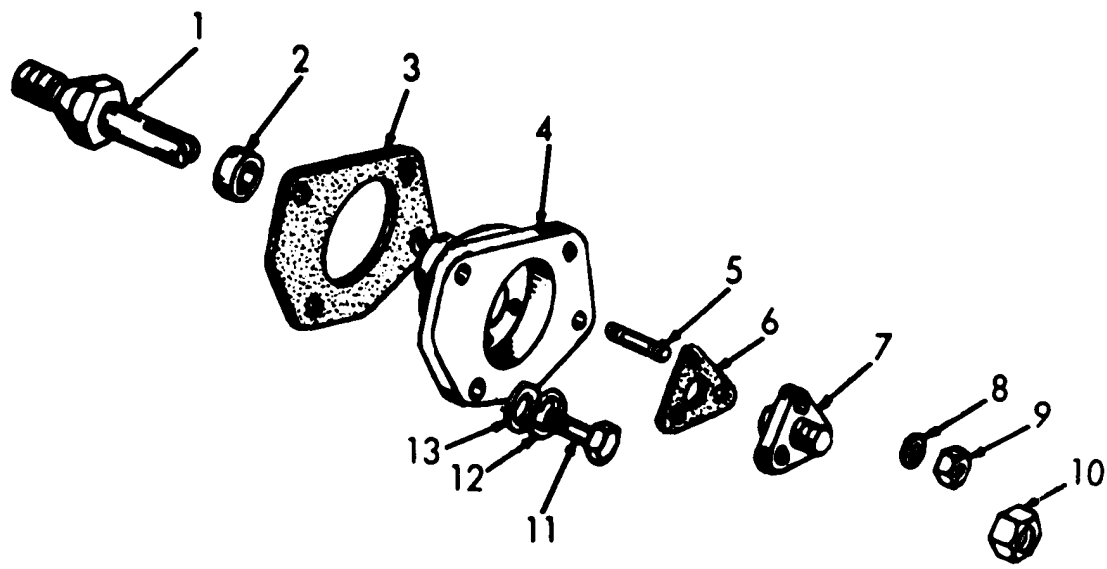


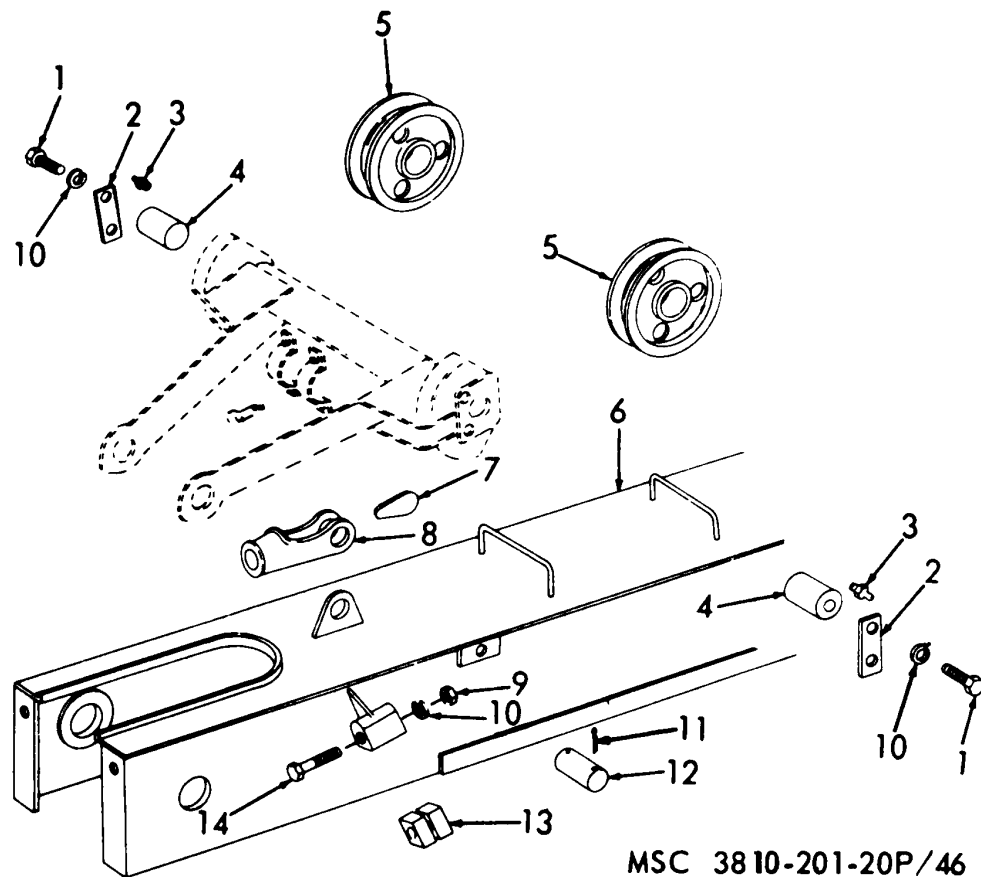
FIGURE 44. SWING BRAKE DIPPER TRIP LEVER AND BRACKETS





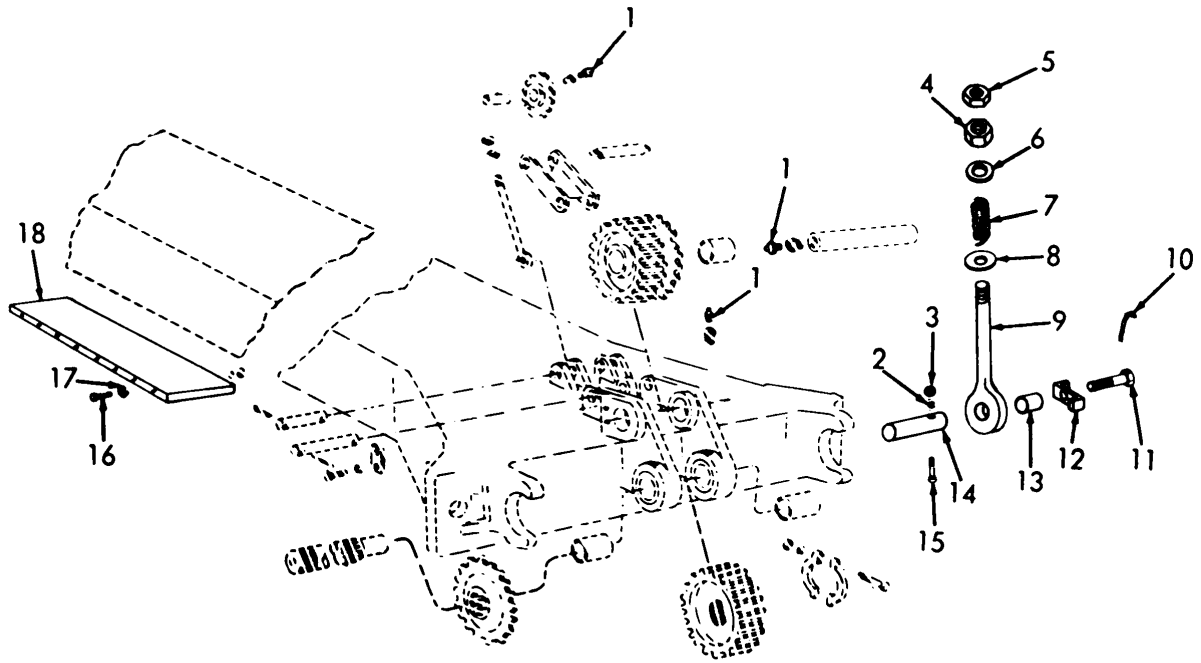
MSC 3810-201-35P/71

FIGURE 45. TACHOMETER DRIVE COVER



MSC 3810-201-20P/46

FIGURE 46. BOOM, SOCKET, AND SHEAVES



MSC 3810-201-20P/47

FIGURE 47. BOOM FOOT SPRING

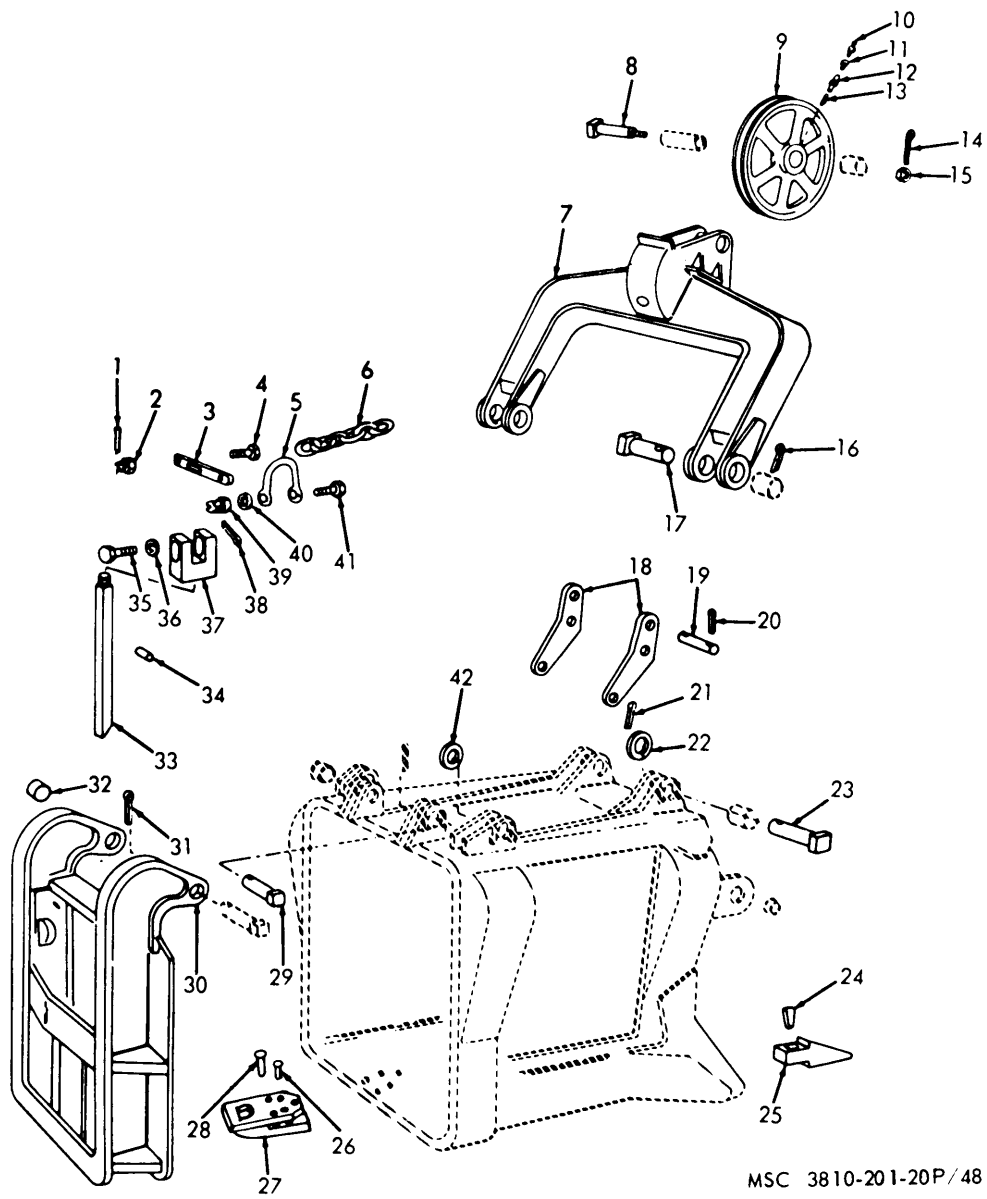
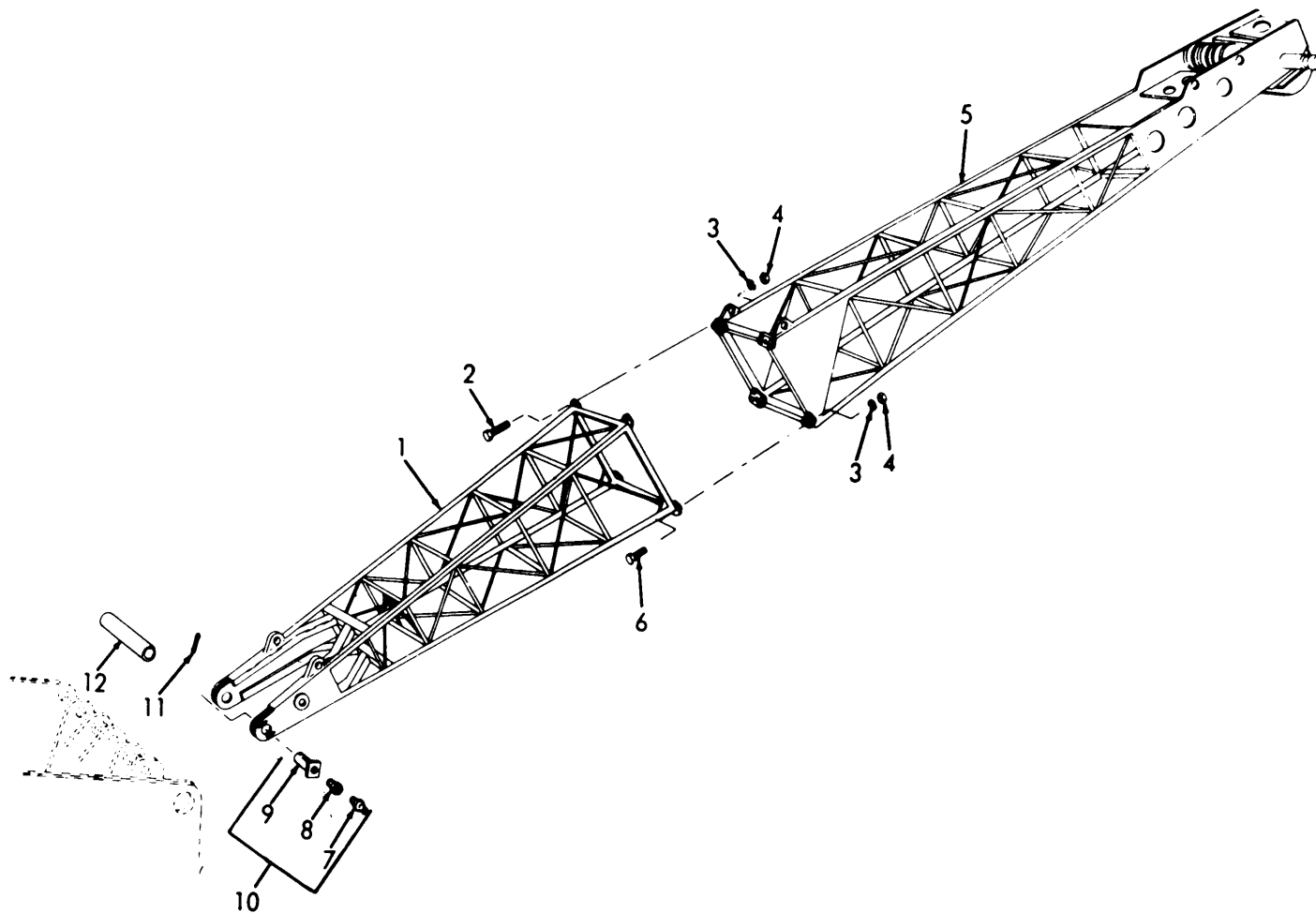
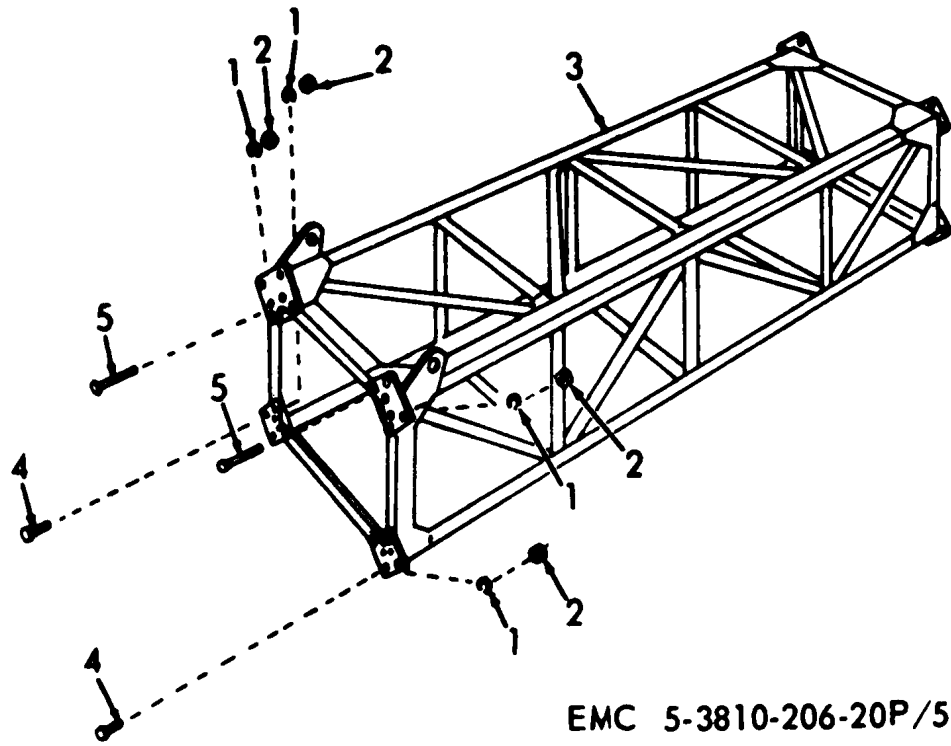


FIGURE 48. SHOVEL DIPPER COMPONENTS



MSC 3810-201-35P/78

FIGURE 49. CRANE DRAGLINE AND CLAMHELL UPPER AND LOWER BOOM SECTION.



EMC 5-3810-206-20P/59

FIGURE 50. BOOM CENTER SECTION

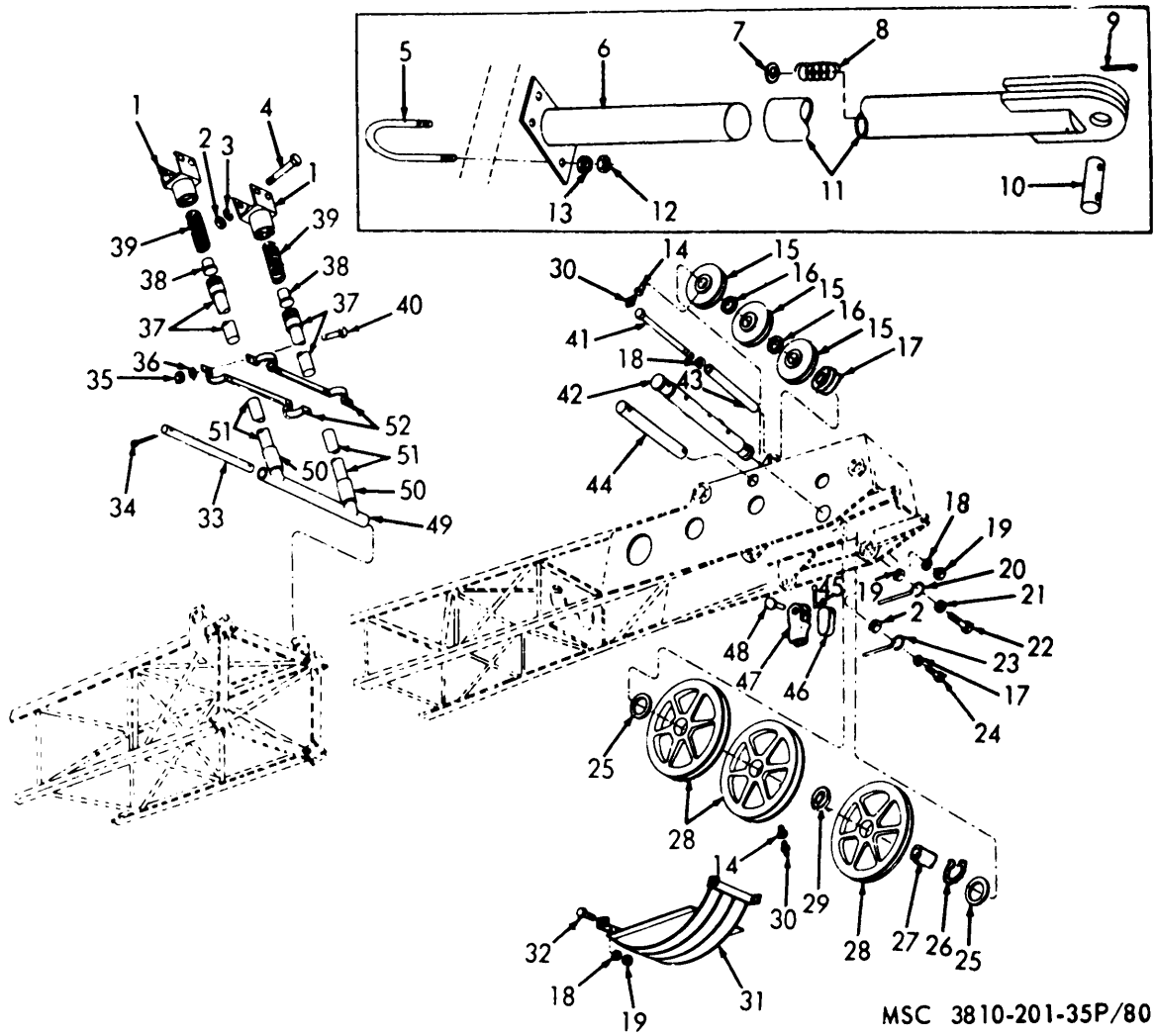


FIGURE 51. SAFETY BOOM STOP IDLER AND BOOM POINT SHEAVES

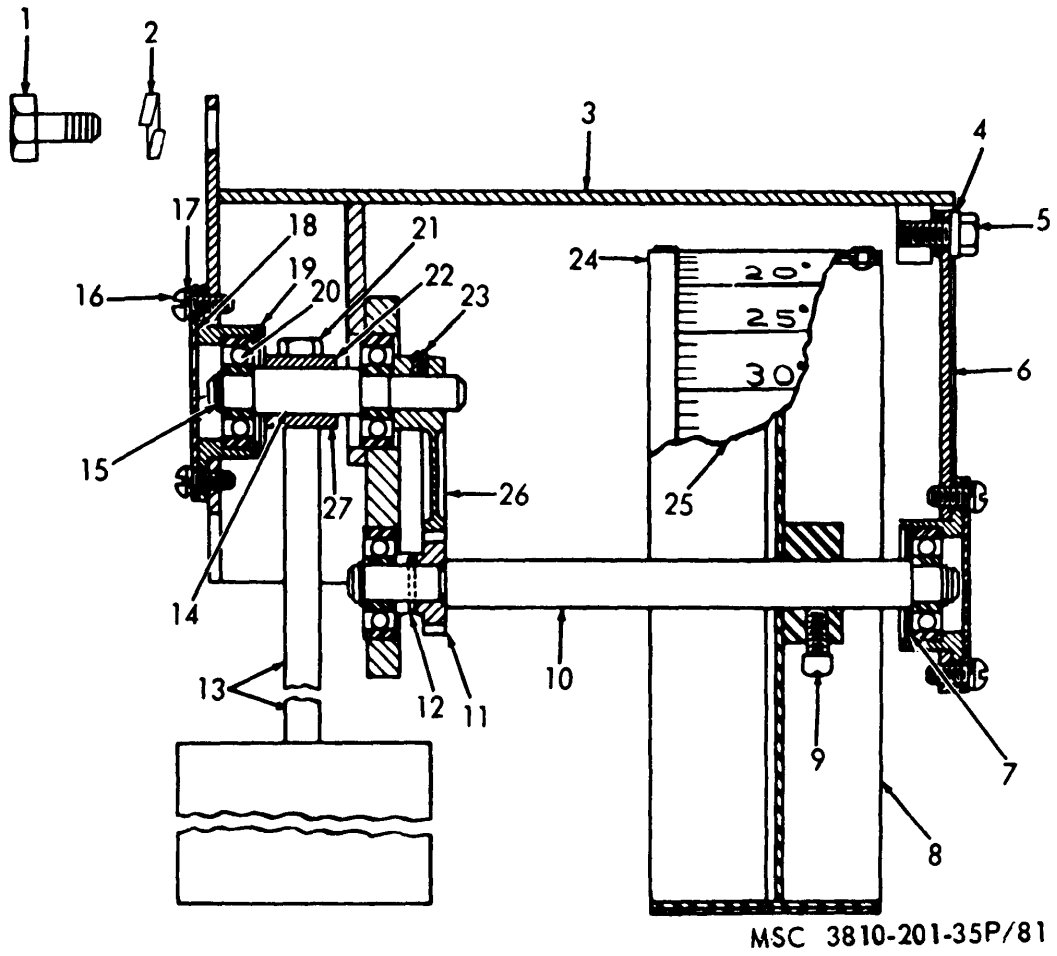
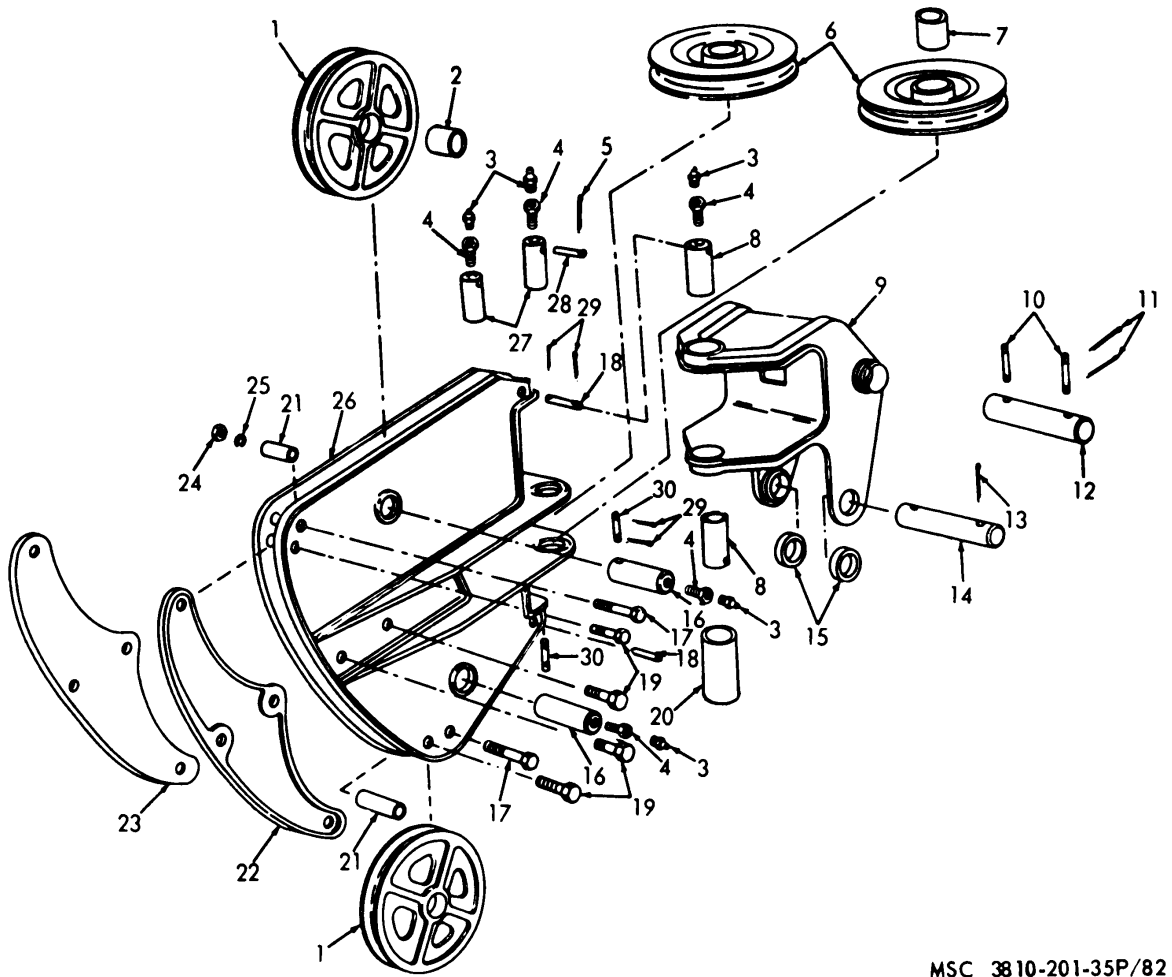


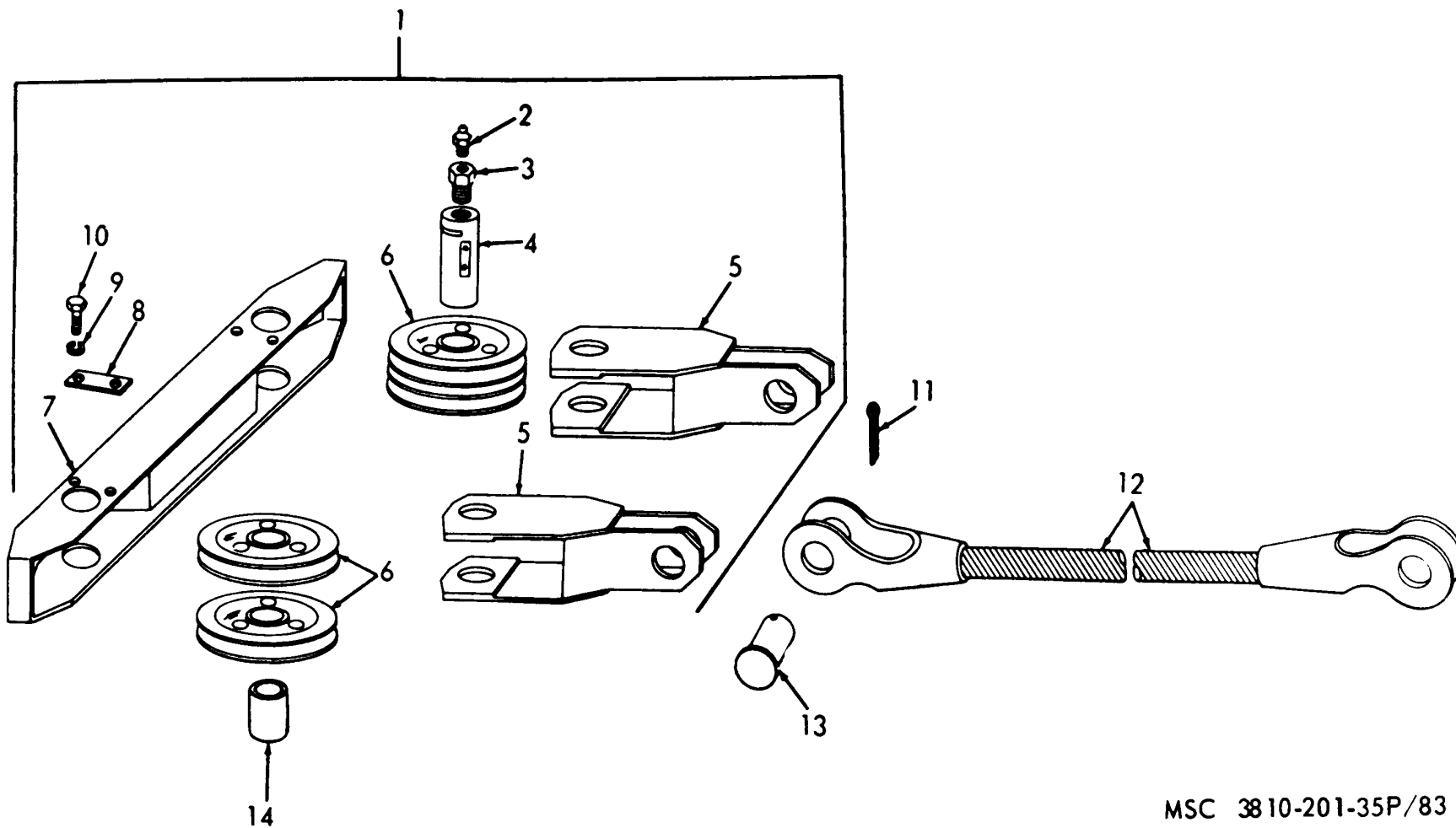
FIGURE 52. RADIUS INDICATOR'





MSC 3810-201-35P/82

FIGURE 53. FAIRLEAD



MSC 3810-201-35P/83

FIGURE 54. SPREADER

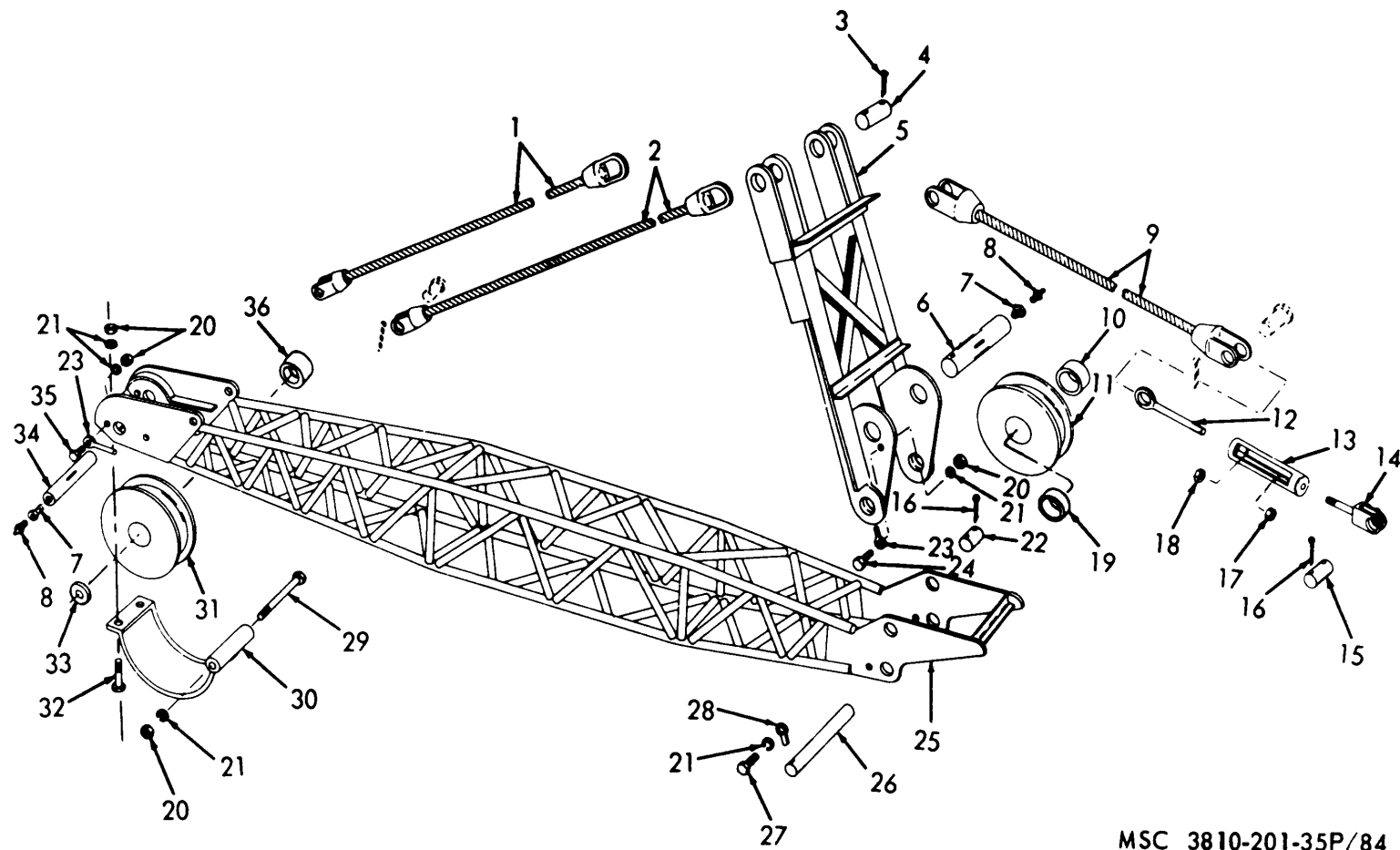
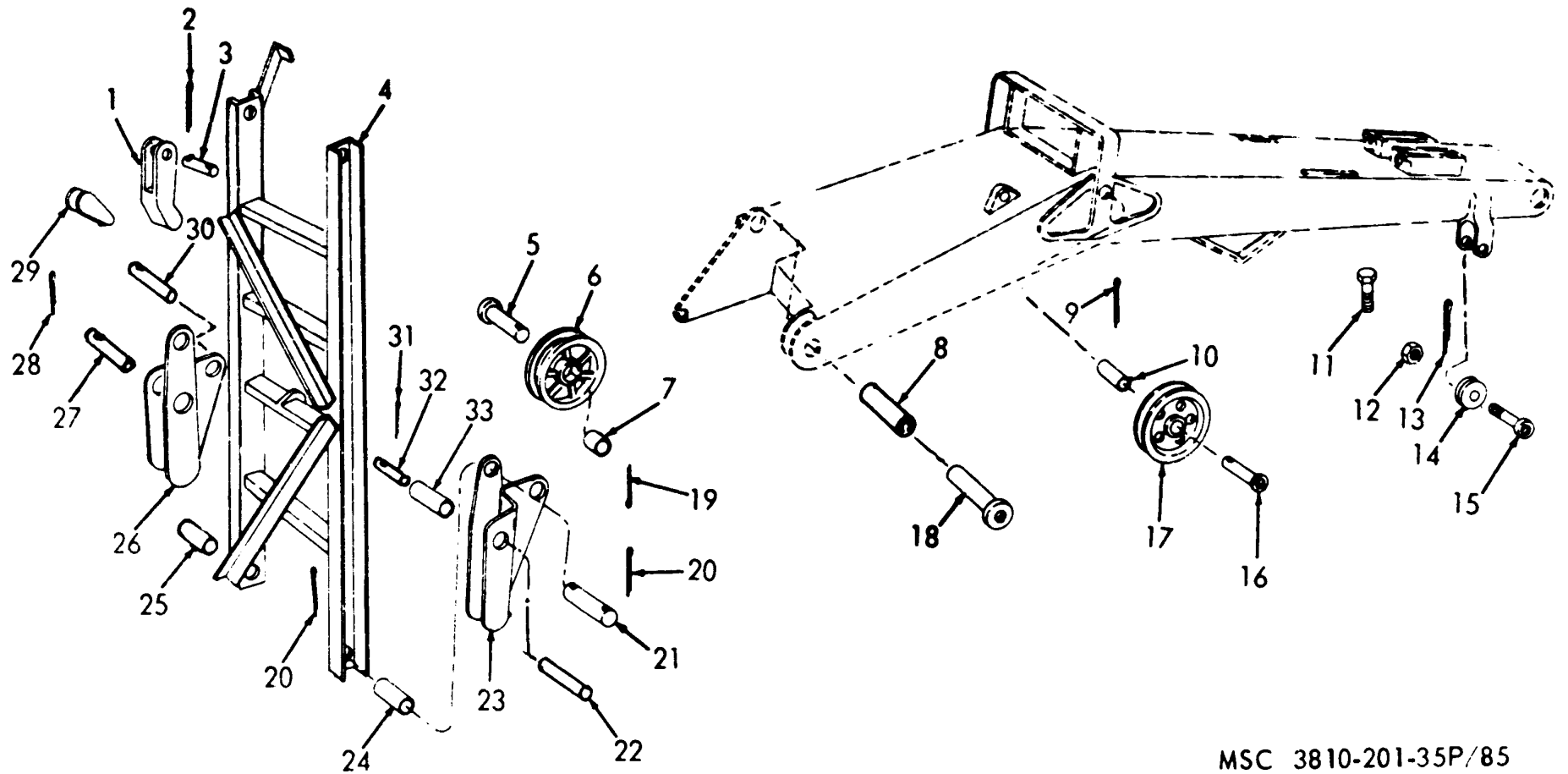
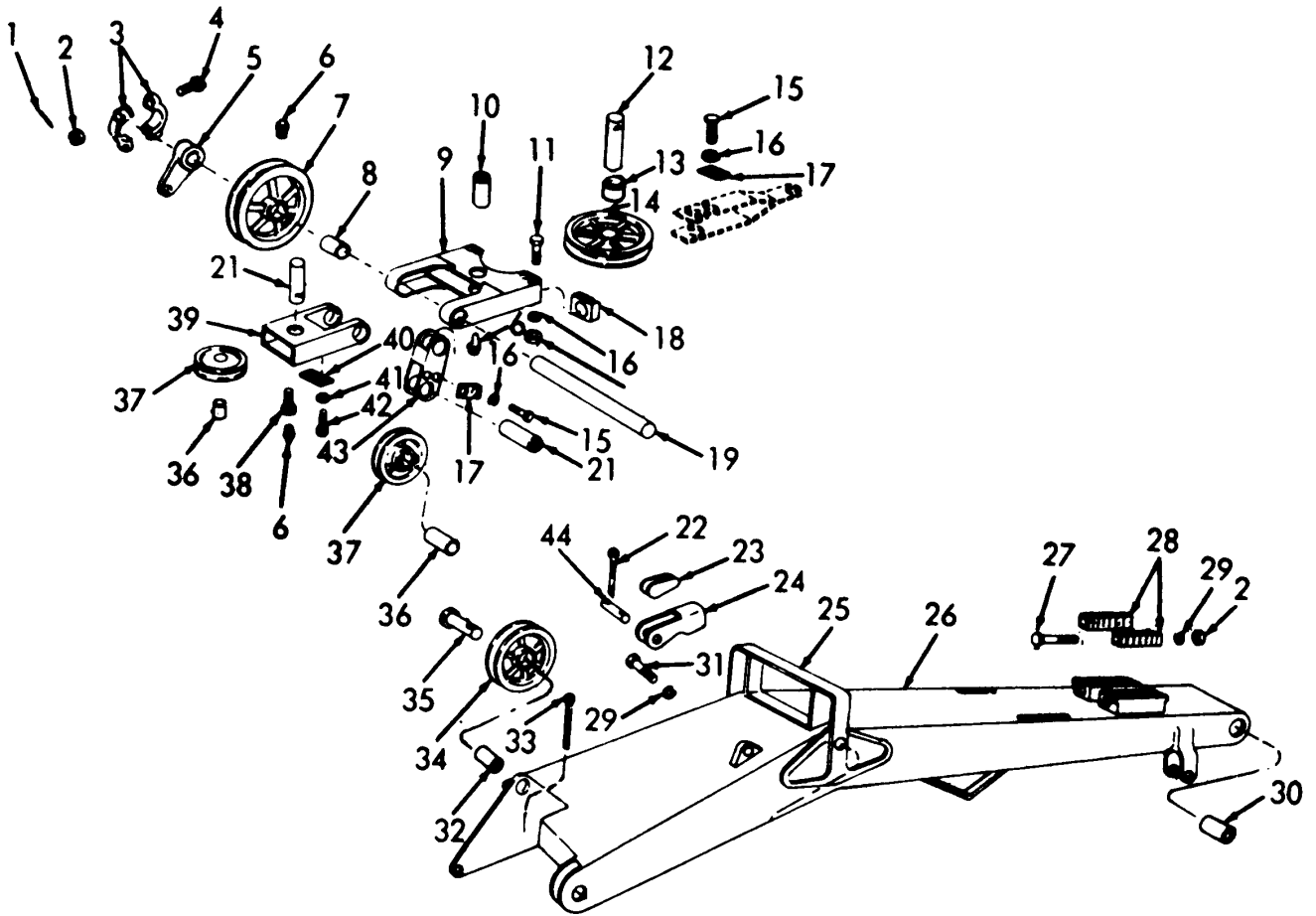


FIGURE 55. JIB BOOM, STRUT, PULLEYS, AND WIRE ROPE



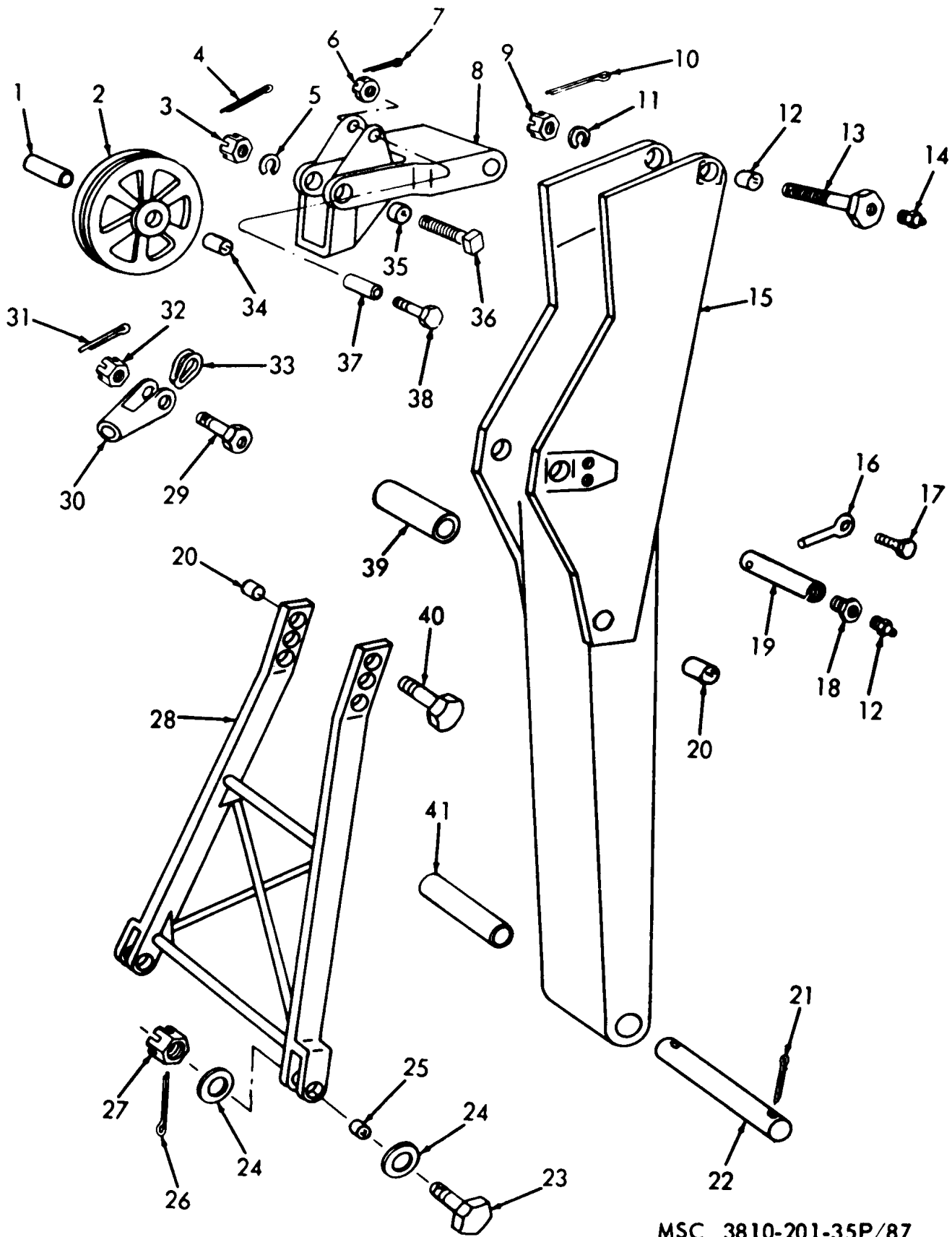
MSC 3810-201-35P/85

FIGURE 56. AUXILIARY GANTRY AND HOE BOOM ADAPTERS



MEC 3810-201-35P/86

FIGURE 57. HOE BOOM AND SHEAVES



MSC 3810-201-35P/87

FIGURE 58. DIPPER STICK AND HOIST SHEAVE

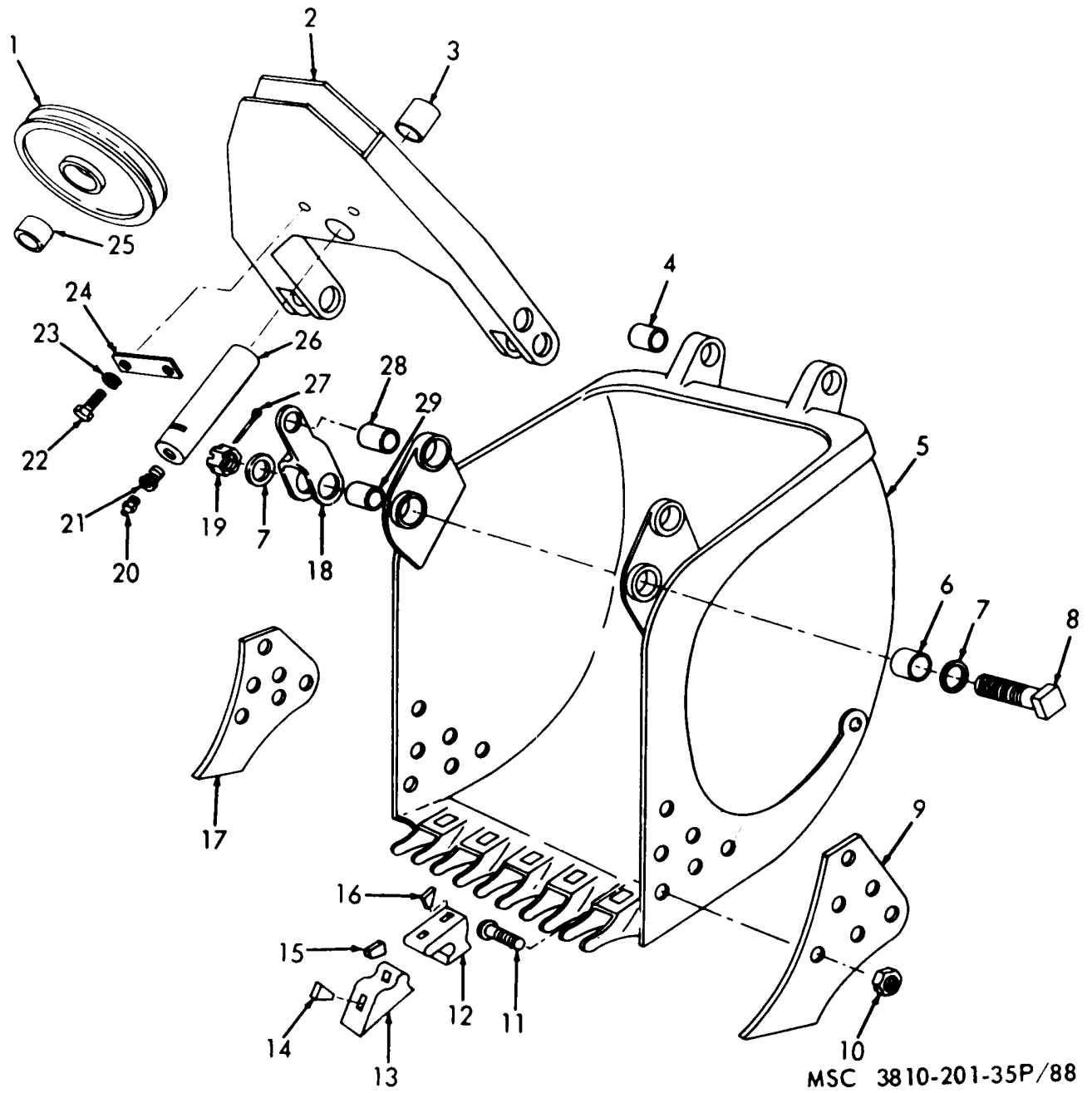


FIGURE 59. BACKHOE DIPPER AND BAIL

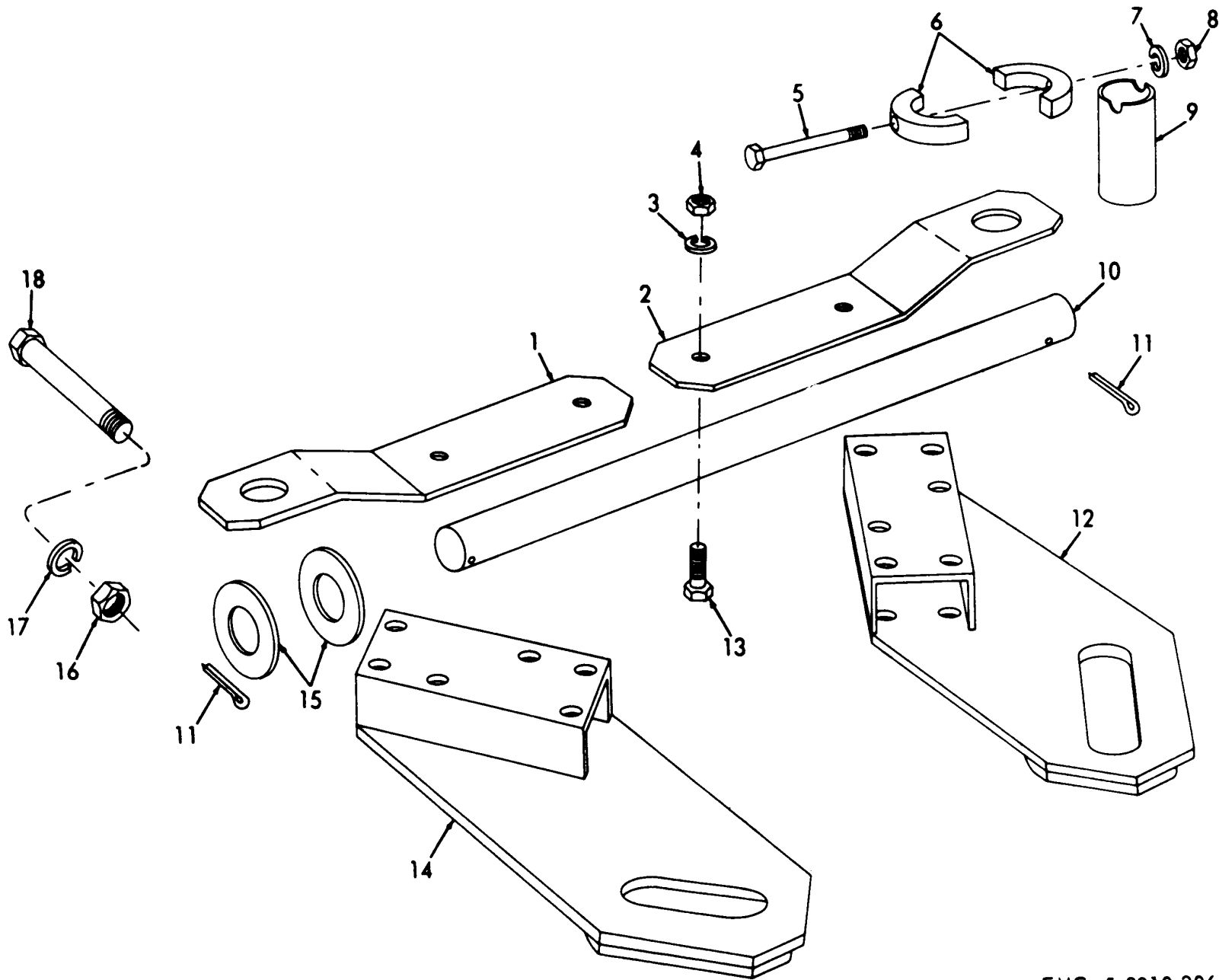
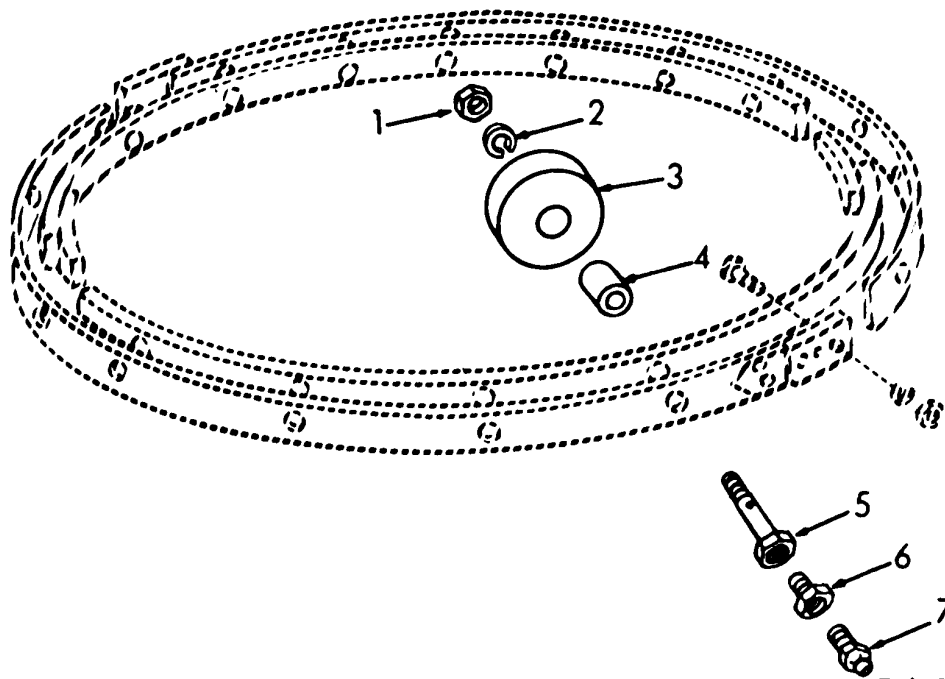


FIGURE 60. PILE DRIVER ADAPTER

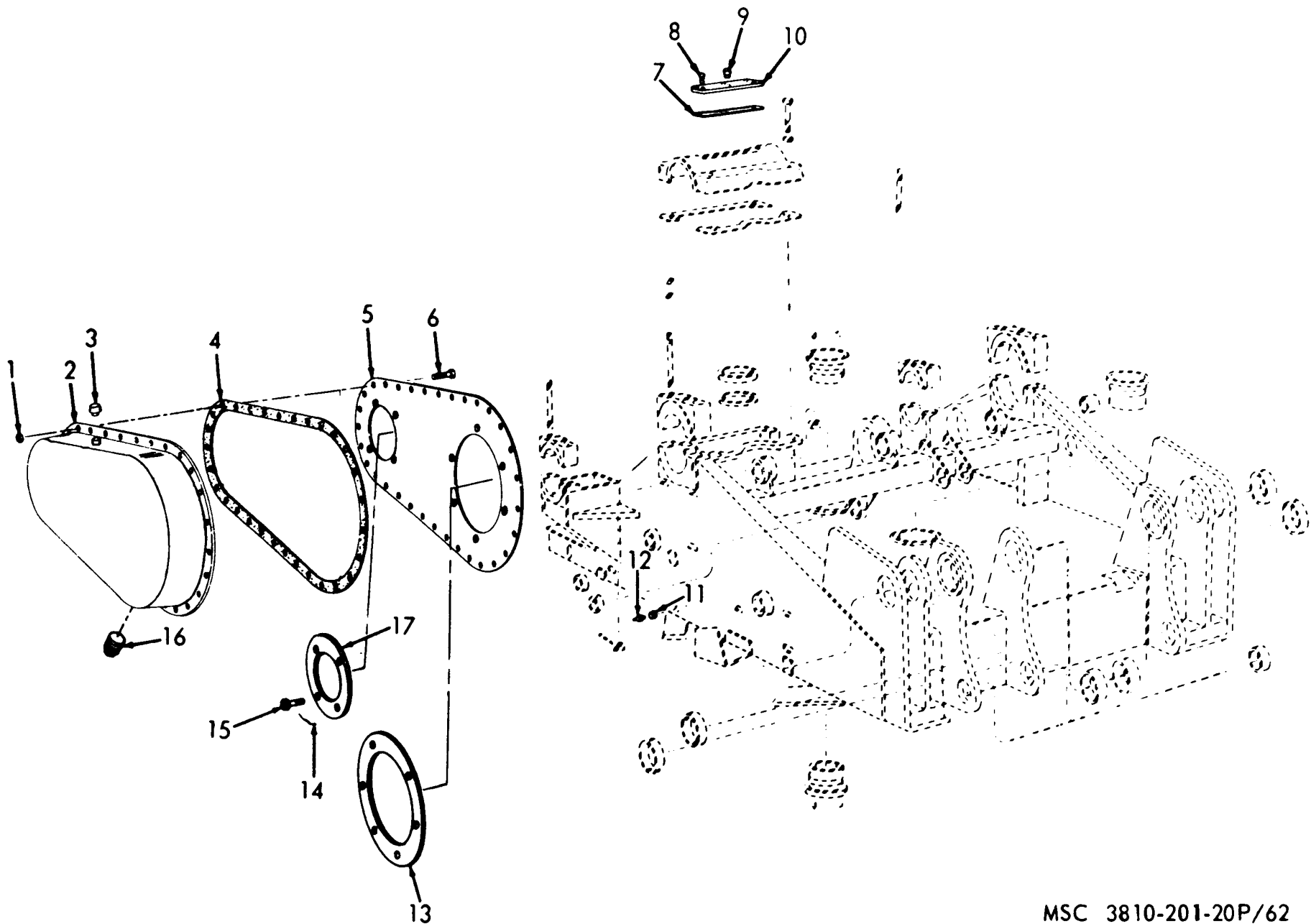
EMC 5-3810-206-20P/64





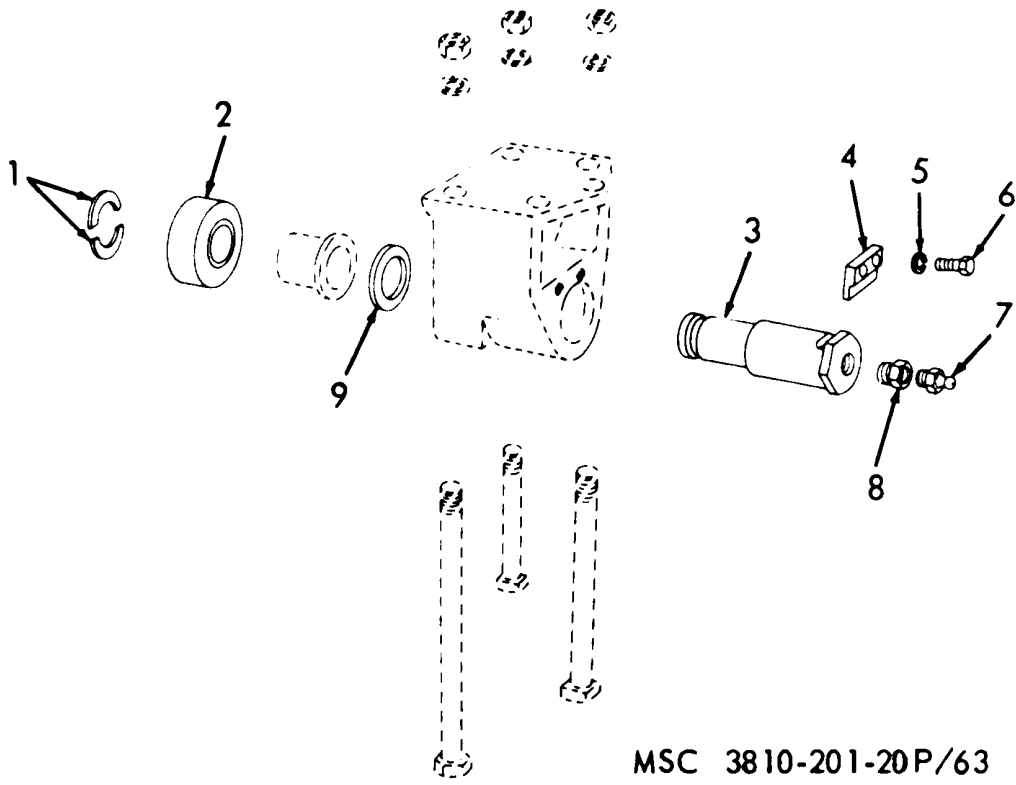
MSC 3810-201-20P/61

FIGURE 61. TURNTABLE ROLLERS



MSC 3810-201-20P/62

FIGURE 62. CHAIN CASE, INSPECTION COVER AND BREATHER



MSC 3810-201-20P/63

FIGURE 63. FRONT HOOK ROLLER

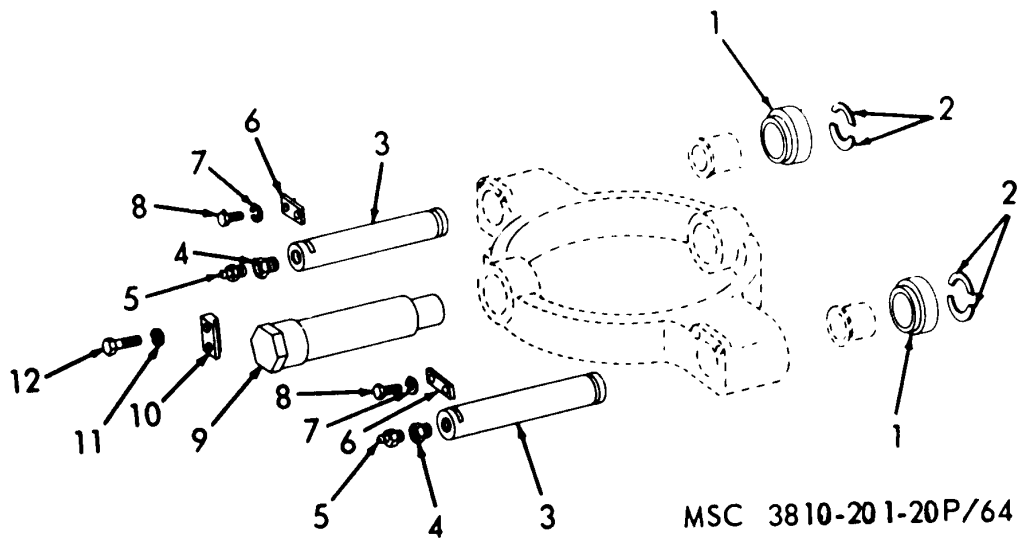
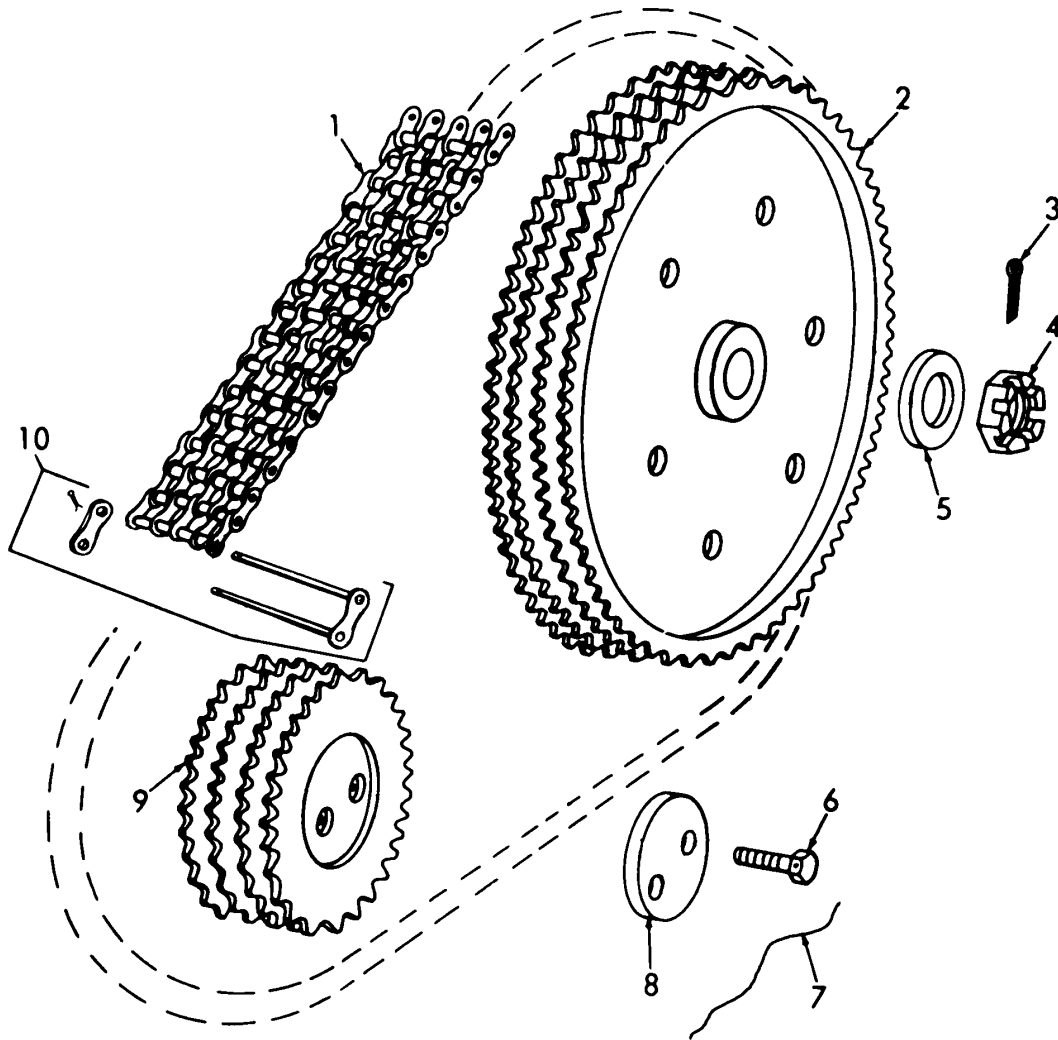
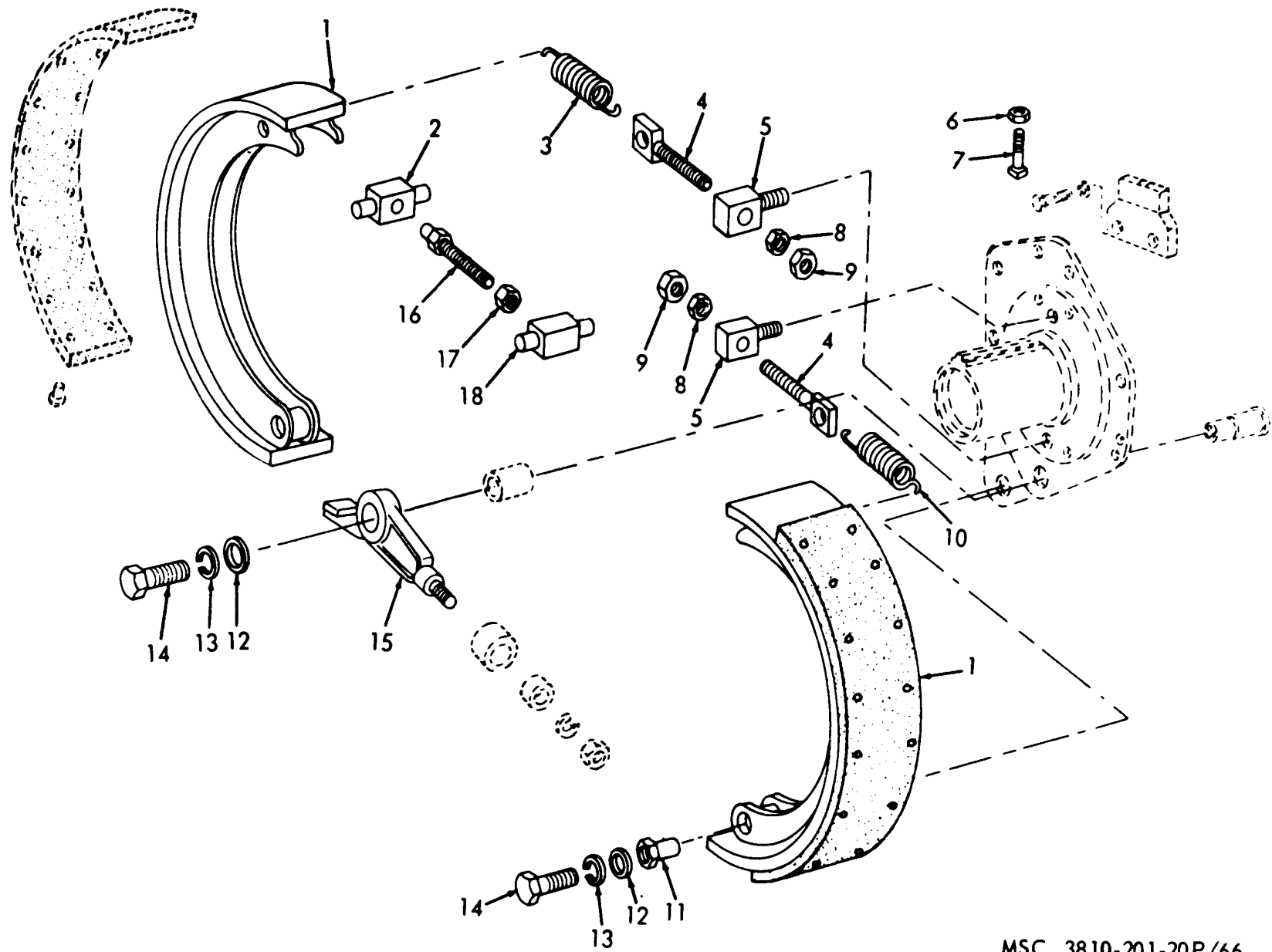


FIGURE 64. REAR HOOK ROLLER



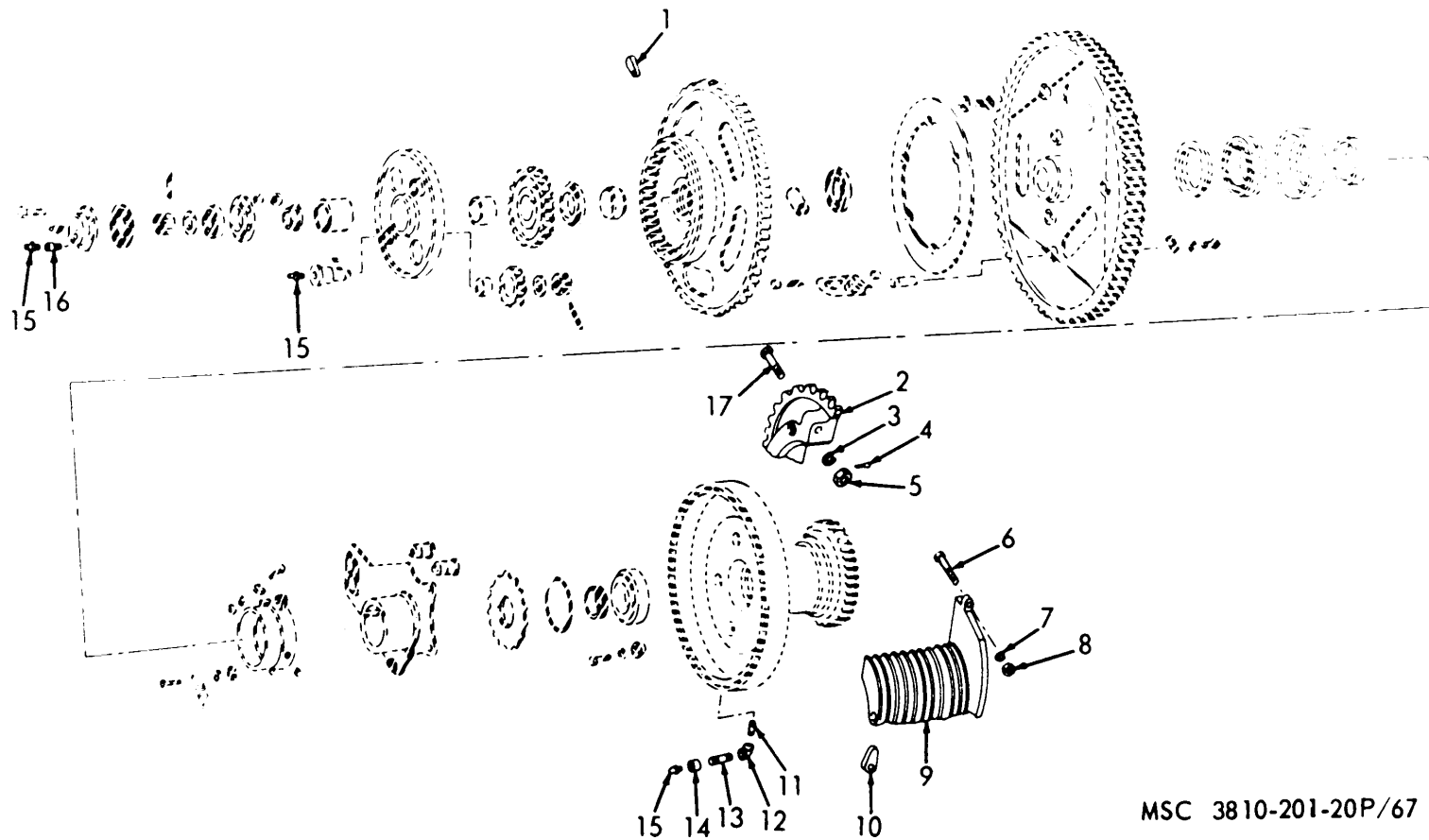
MSC 3810-201-35P/94

FIGURE 65. JACKSHAFT DRIVE SPROCKETS AND CHAIN



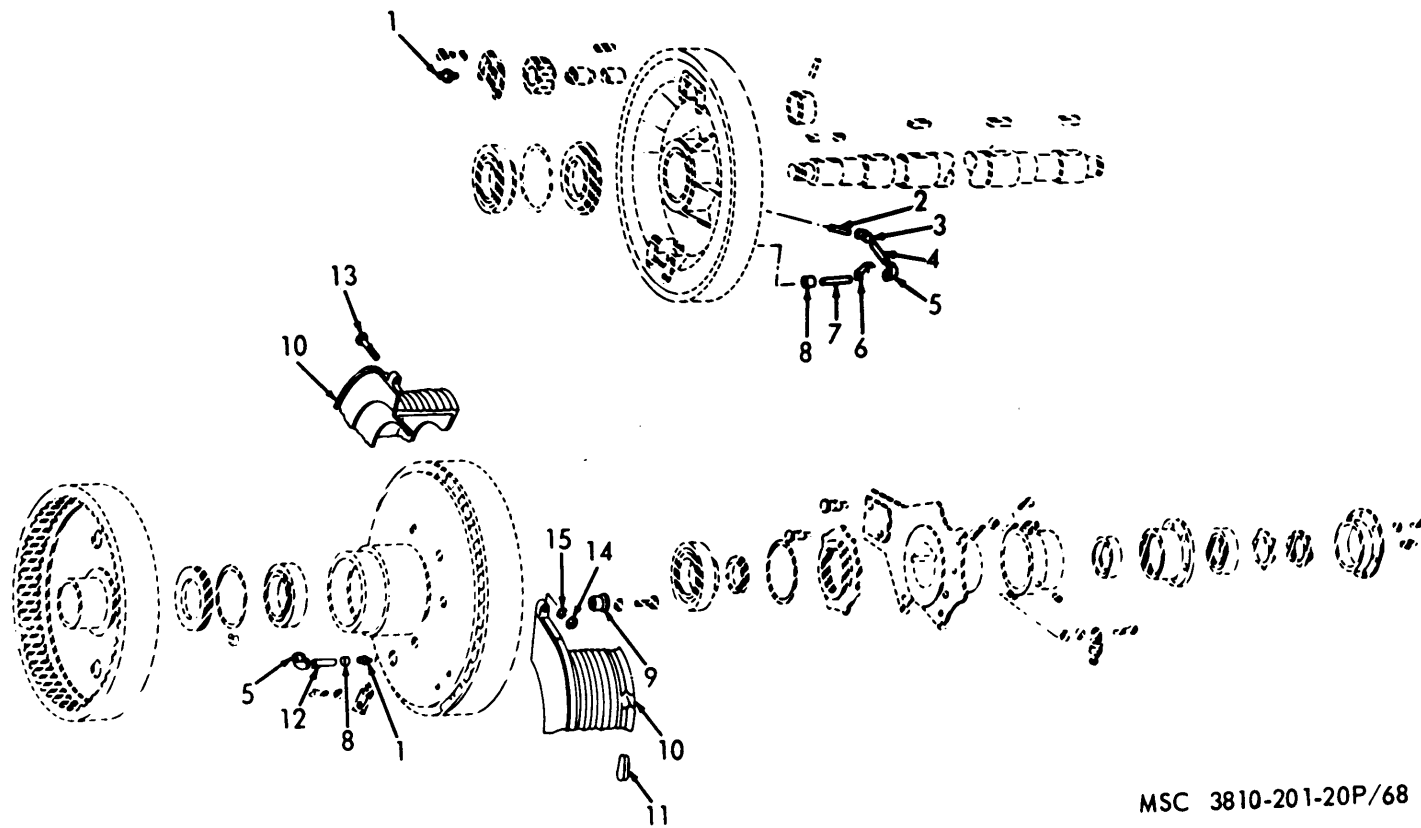
MSC 3810-201-20P/66

FIGURE 66. JACKSHAFT CLUTCH



MSC 3810-201-20P/67

FIGURE 67. MAIN HOIST SHAFT DRUM LEGGING (1).



MSC 3810-201-20P/68

FIGURE 68. MAIN HOIST SHAFT DRUM LEGGING (2)



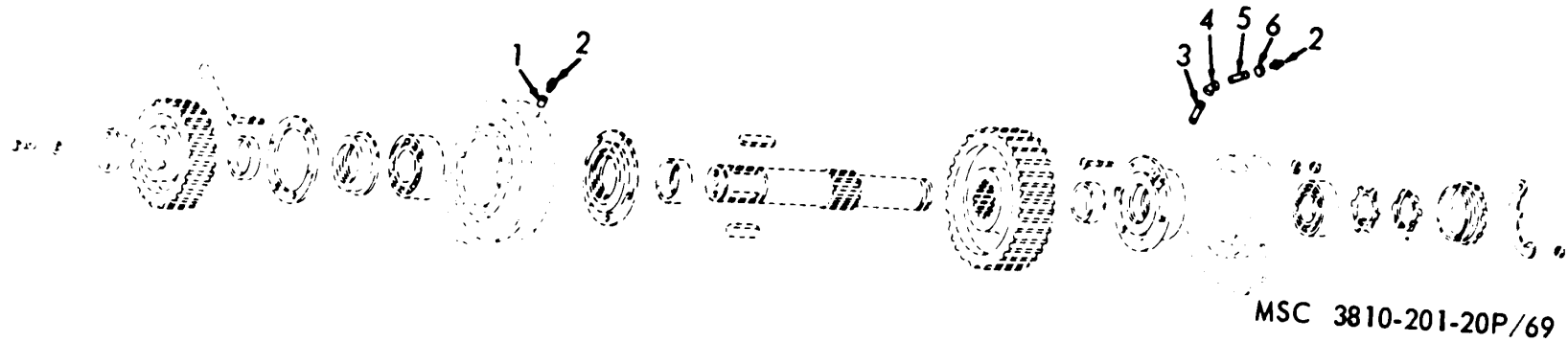


FIGURE 69. HORIZONTAL INTERMEDIATE HOIST SHAFT LUBRICATION FITTINGS

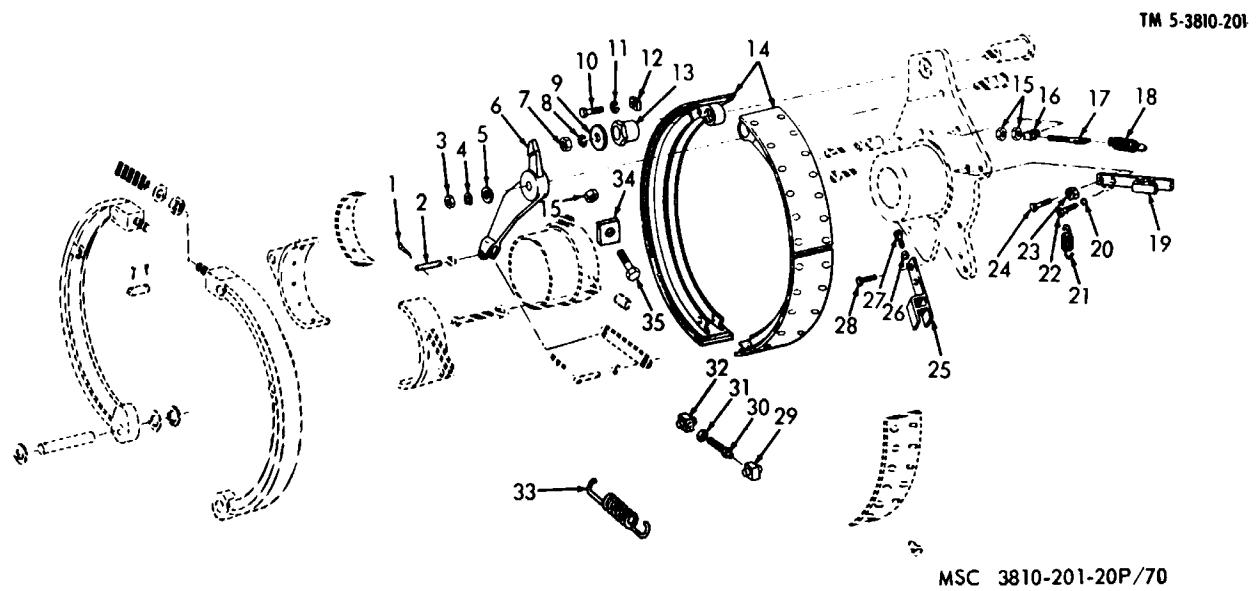
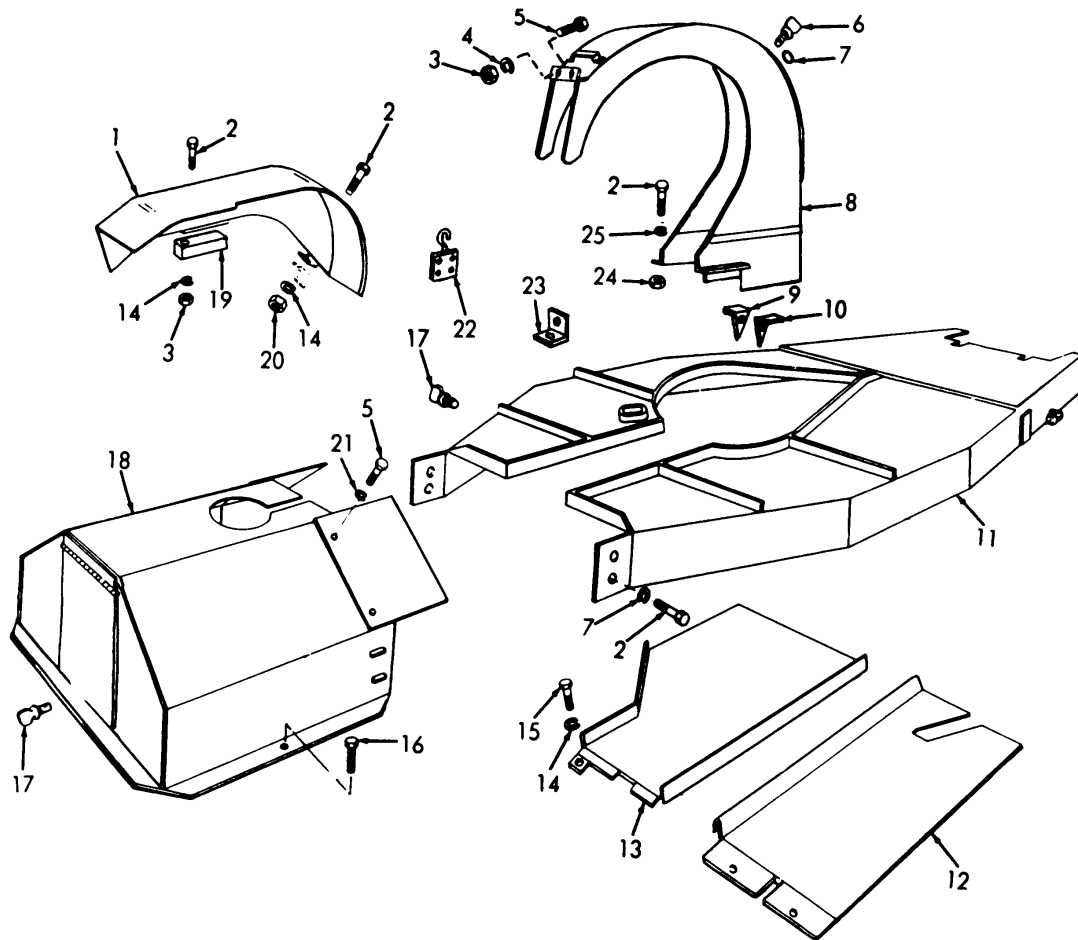
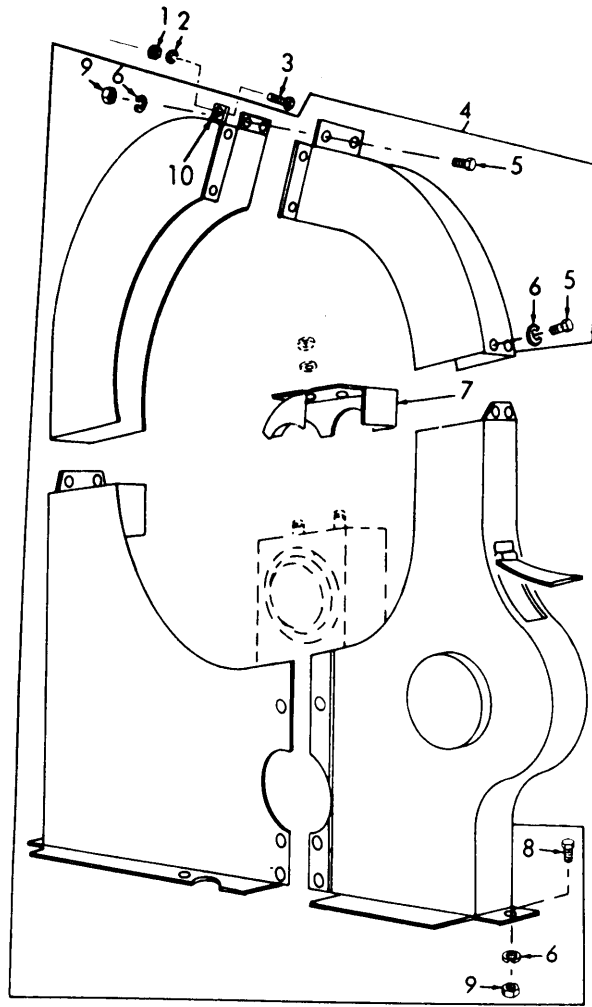


FIGURE 70. HOIST AND DIGGING CLUTCH



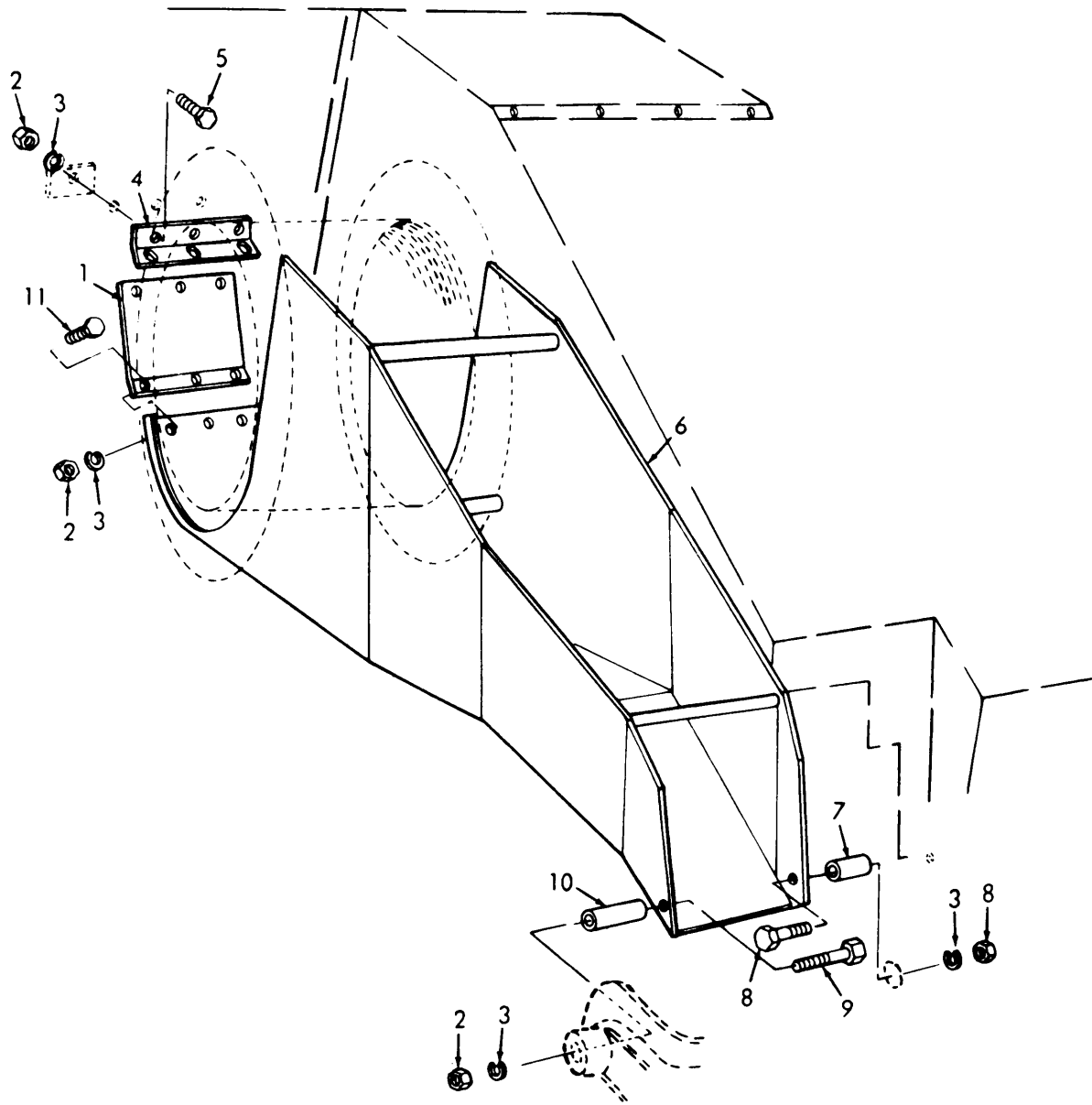
MSC 3810-201-35P/101

FIGURE 71. GUARDS AND COVERS



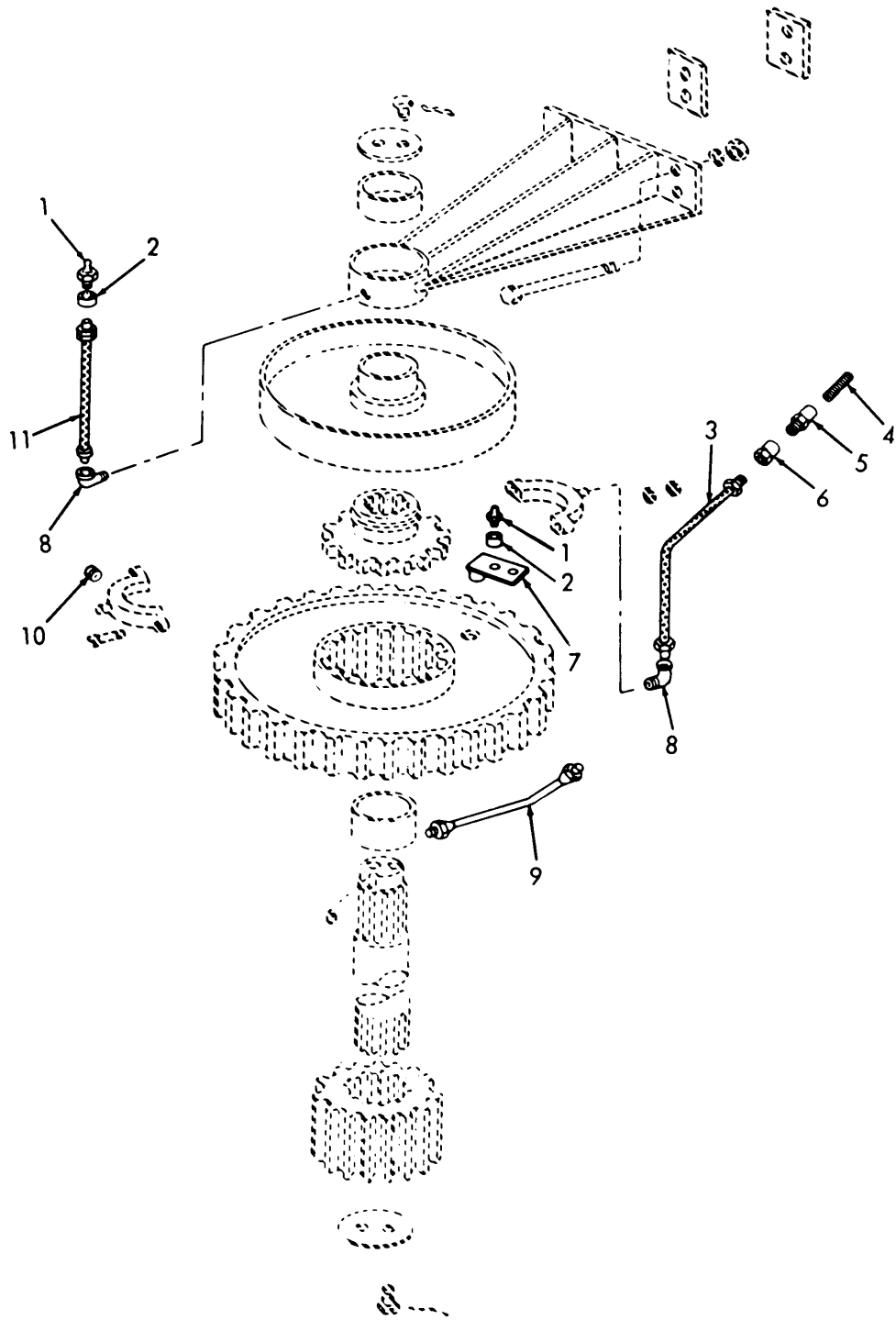
MSC 3810-201-35P/102

FIGURE 72. HOIST AND JACKSHAFT GEAR GUARD



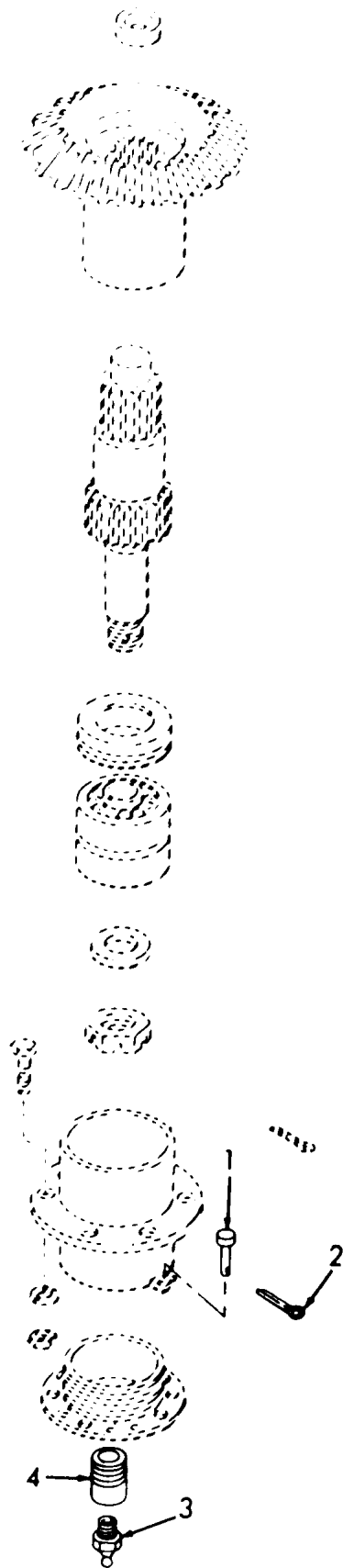
MEC 3810-201-35P/103

FIGURE 73. DRAGLINE DIRT GUARD



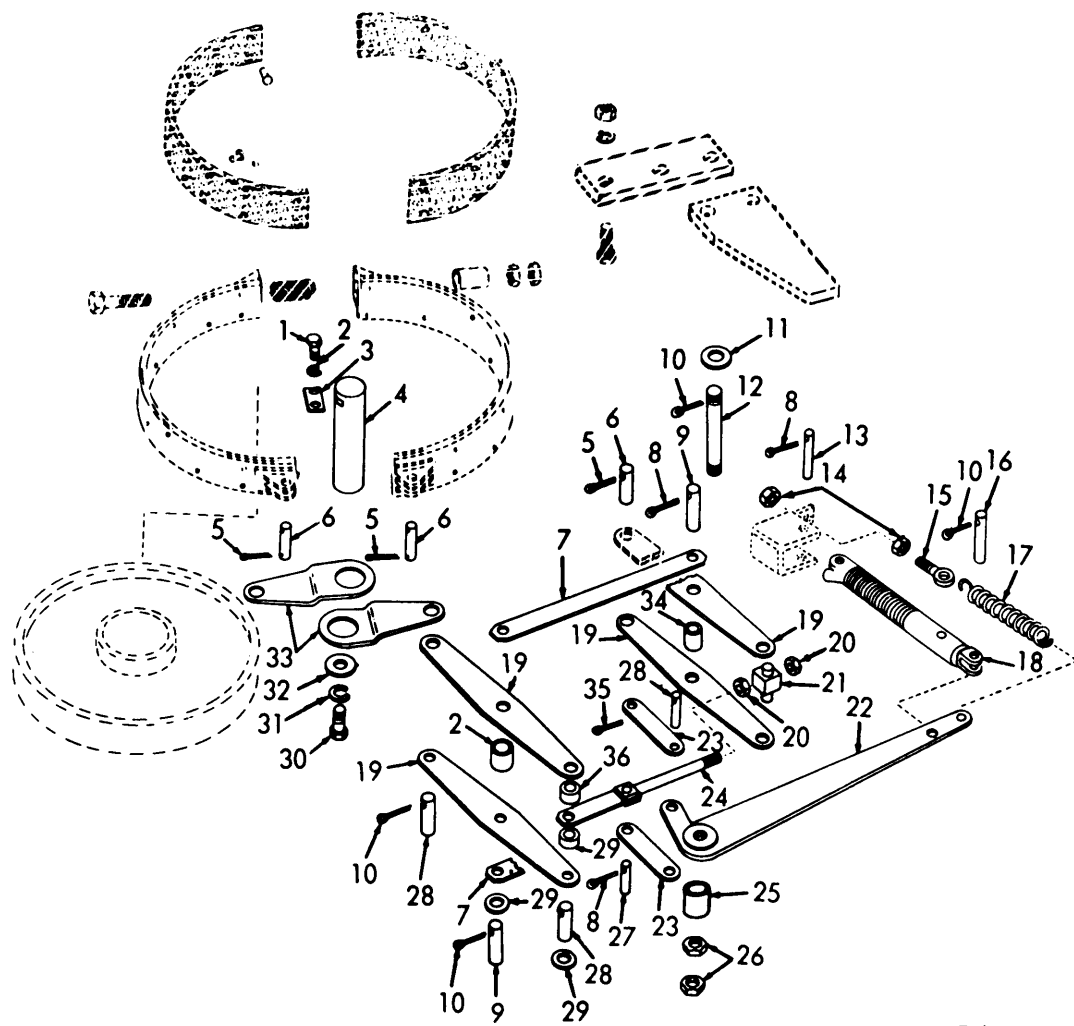
MSC 3810-201-20P/74

FIGURE 74. VERTICAL SWING SHAFT LUBRICATION HOSE, LINE, AND FITTINGS'



MSC 3810-201-20P/75

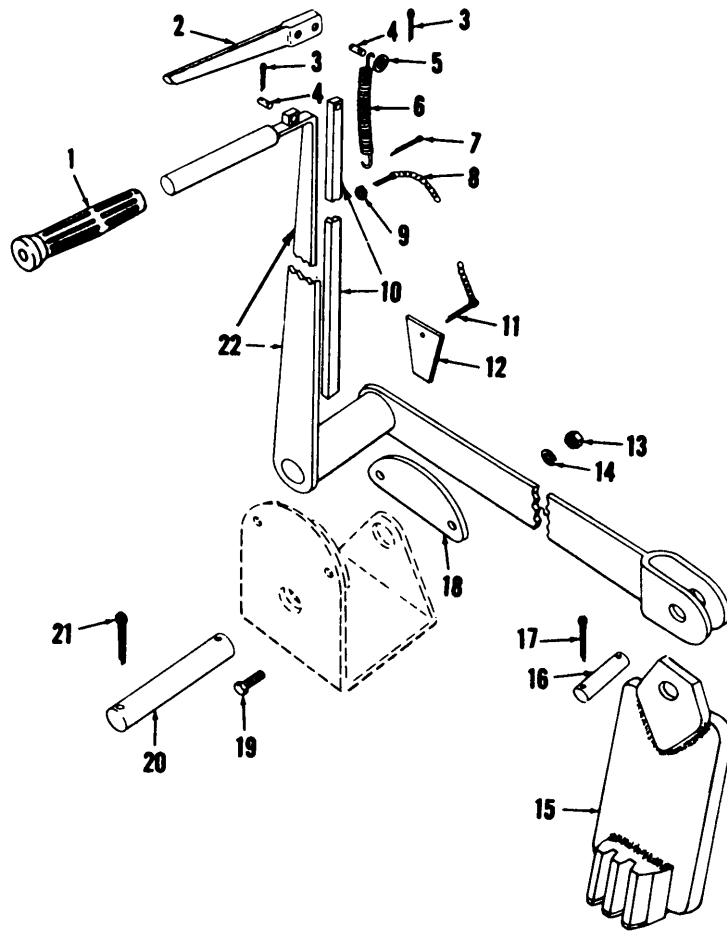
FIGURE 75. INTERMEDIATE SWING SHAFT BEARING RETAINER PINS AND LUBRICATION FITTINGS



MSC 3810-201-20P/76

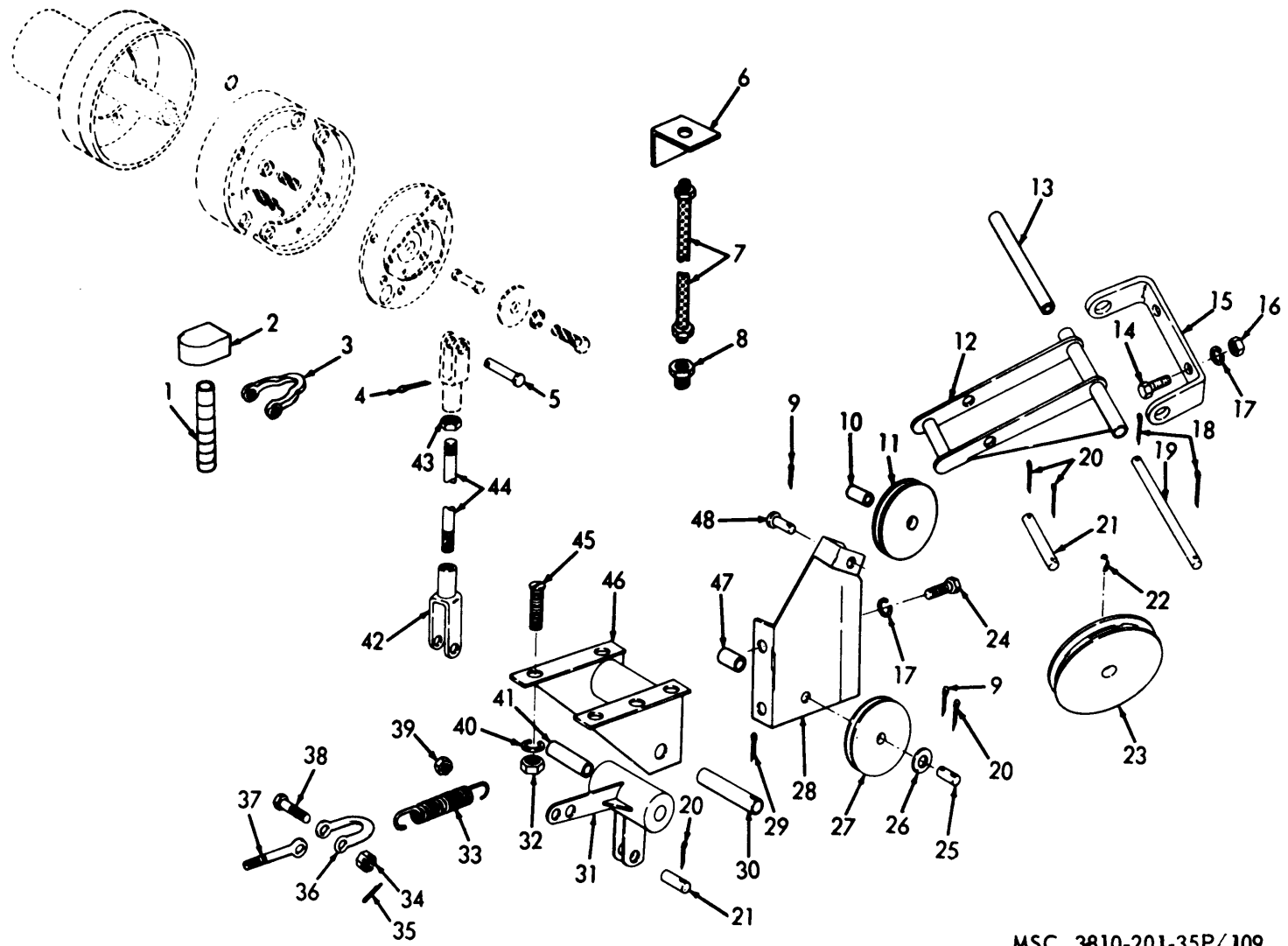
FIGURE 76. SWING BRAKE BAND LINKAGE





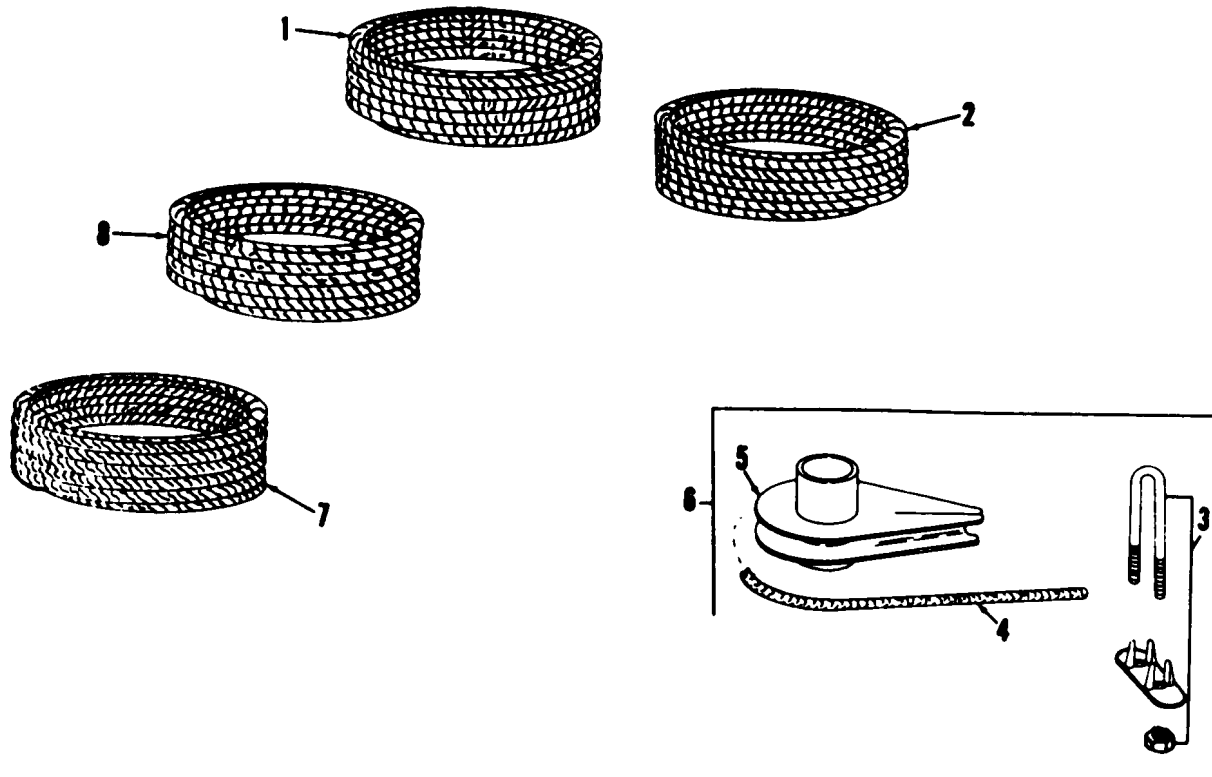
MSC 3810-201-35P/108

FIGURE 77. SWING LOCK



MSC 3810-201-35P/109

FIGURE 78. DIPPER TRIP BRACKET AND LINKAGE



EMC 5-3810-206-20P/96

FIGURE 79. DIPPER TRIP ROPE AND WIRE ROPE

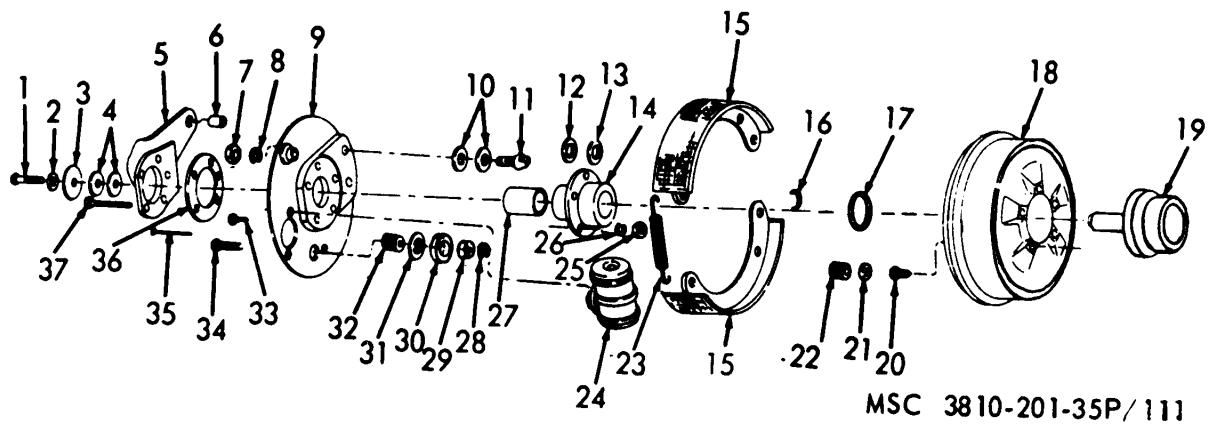
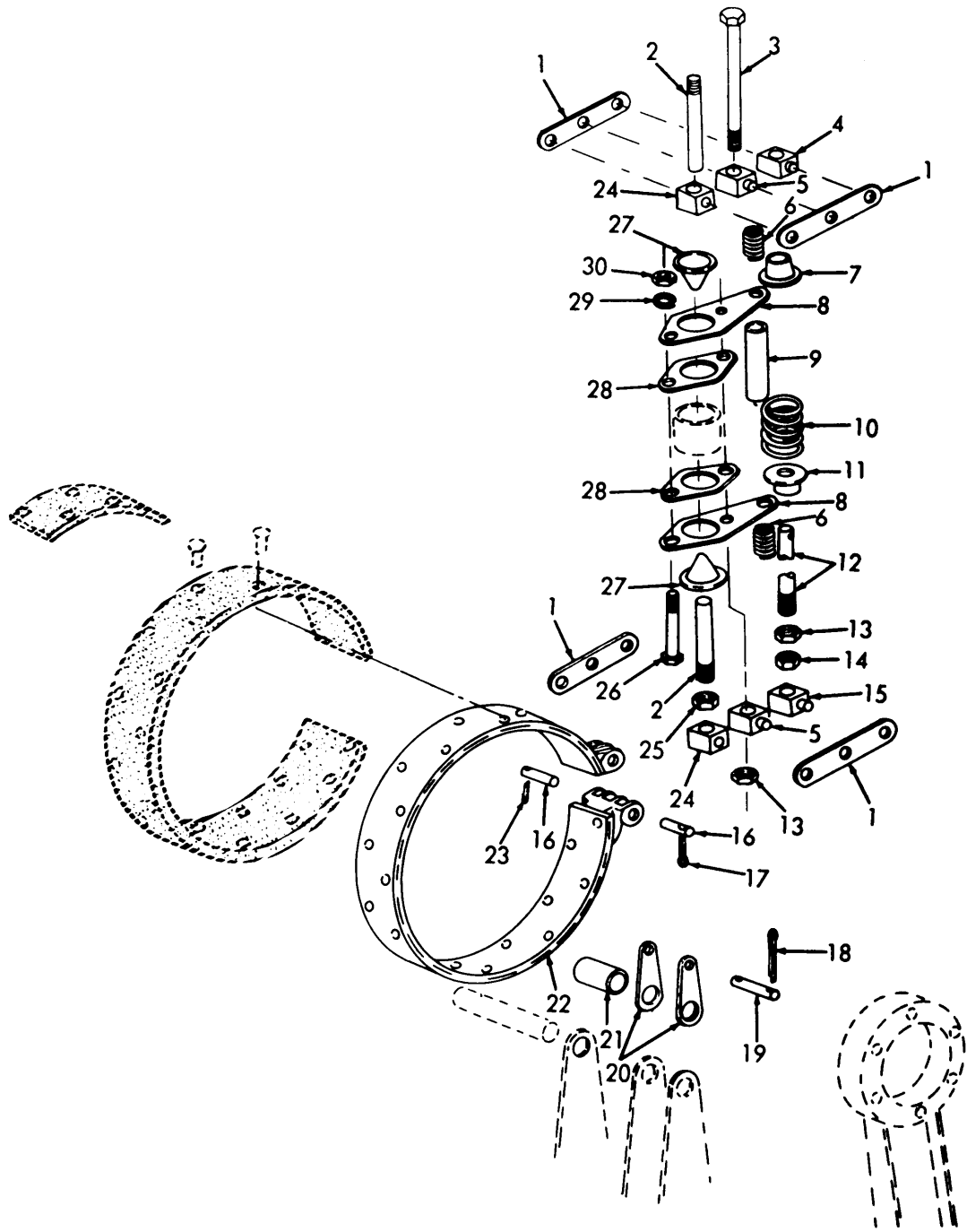


FIGURE 80. DIPPER TRIP



MSC 3810-201-20P/81

FIGURE 81. BOOM HOIST BRAKE BAND AND LINKAGE

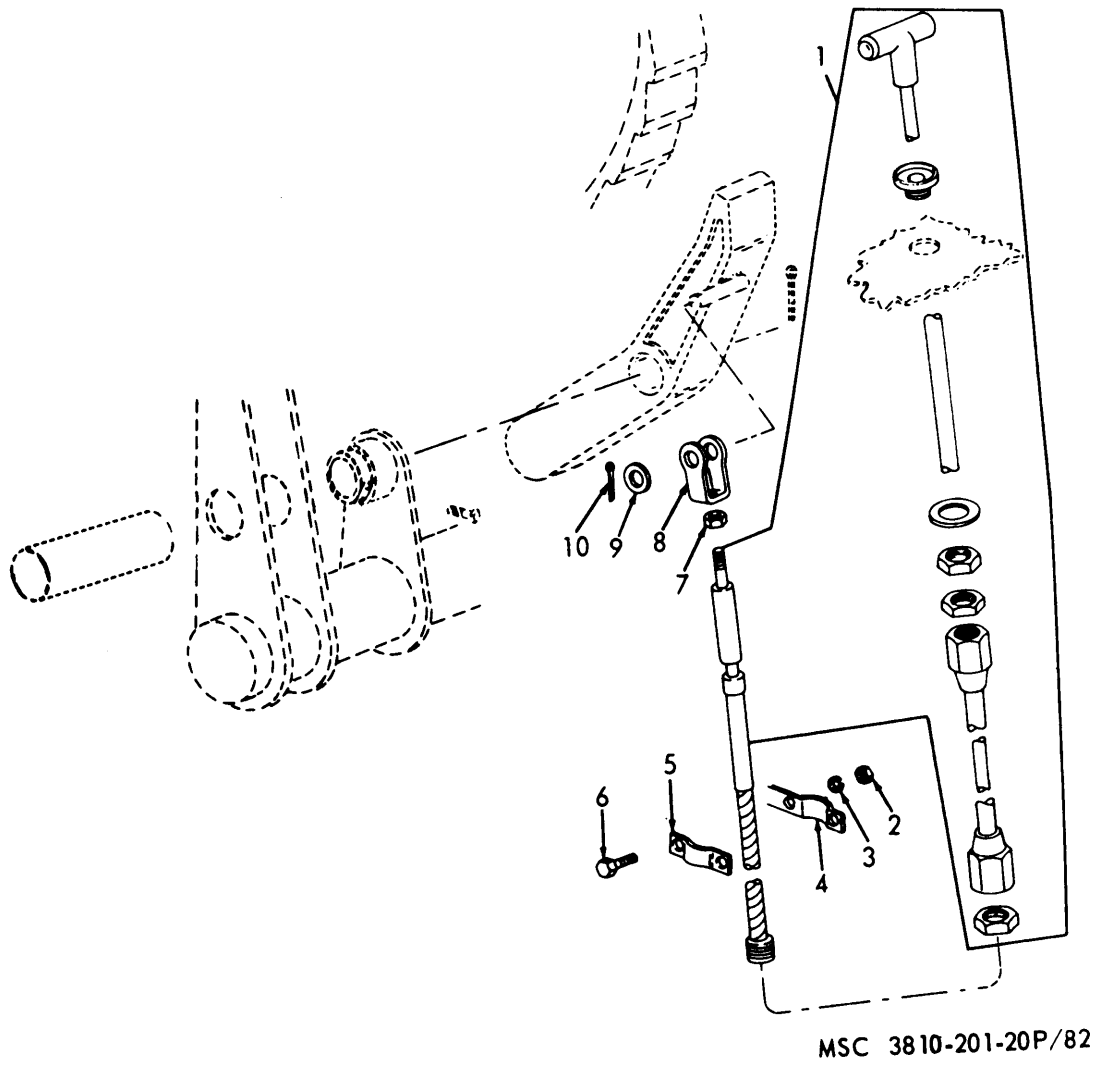


FIGURE 82. BOOM HOIST CONTROL AND BRACKET

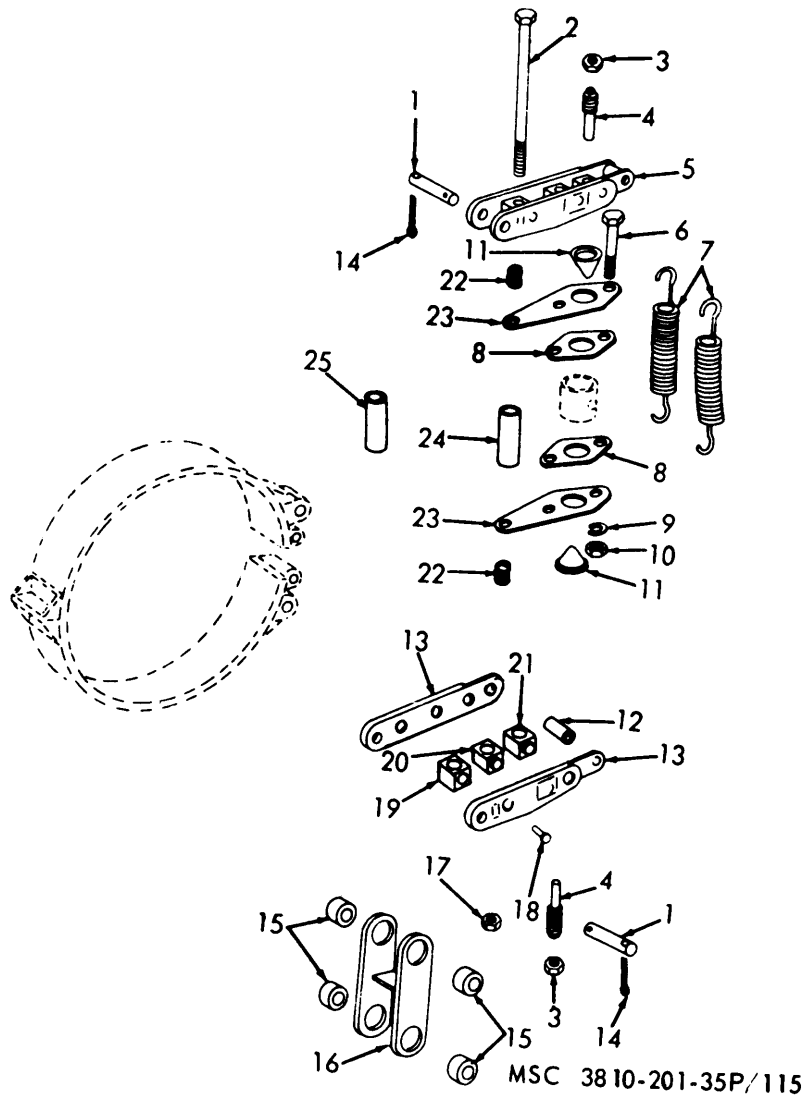
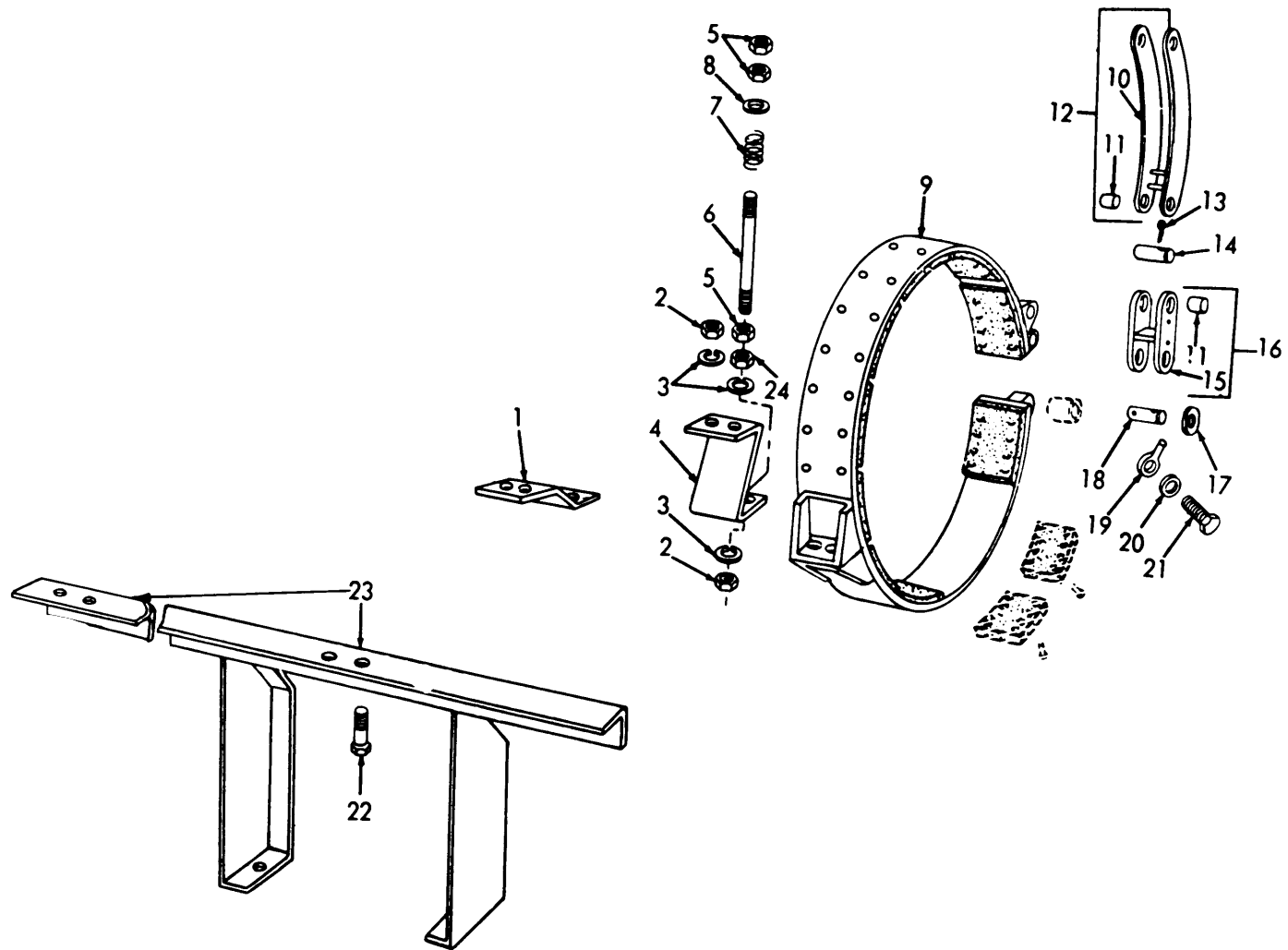


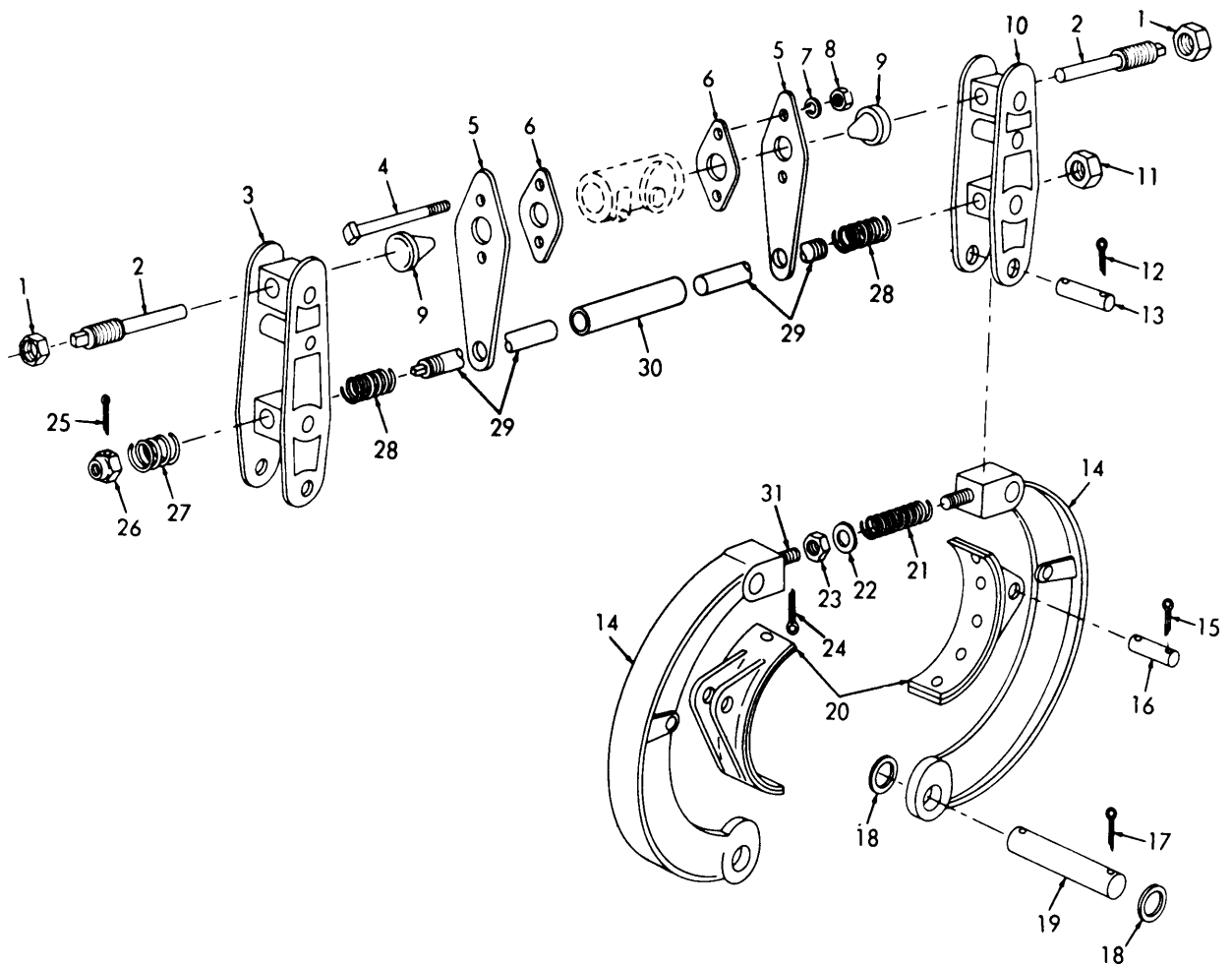
FIGURE 83. HOIST AND DIGGING BRAKE CONTROL LINKAGE



MSC 3810-201-20P/84

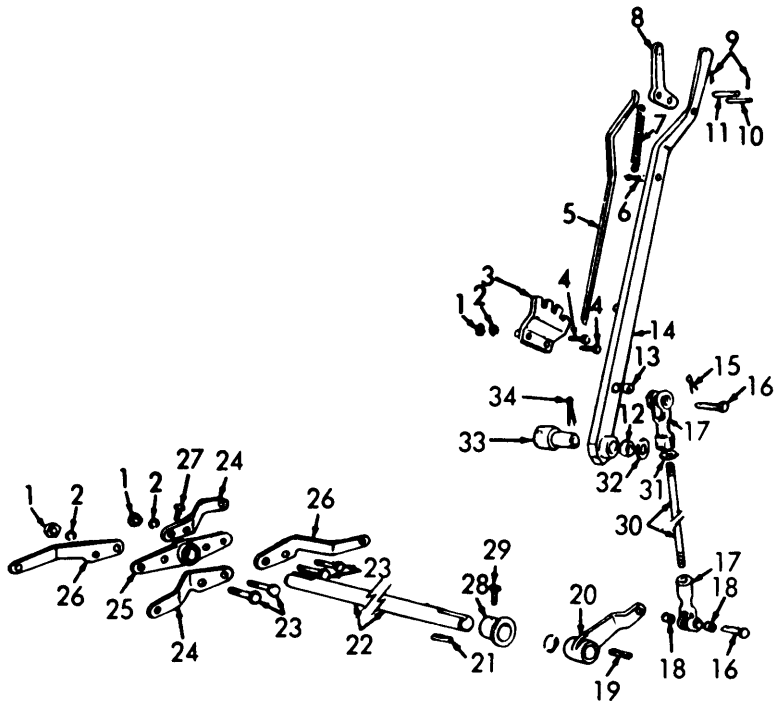
FIGURE 84. HOIST BRAKE BAND





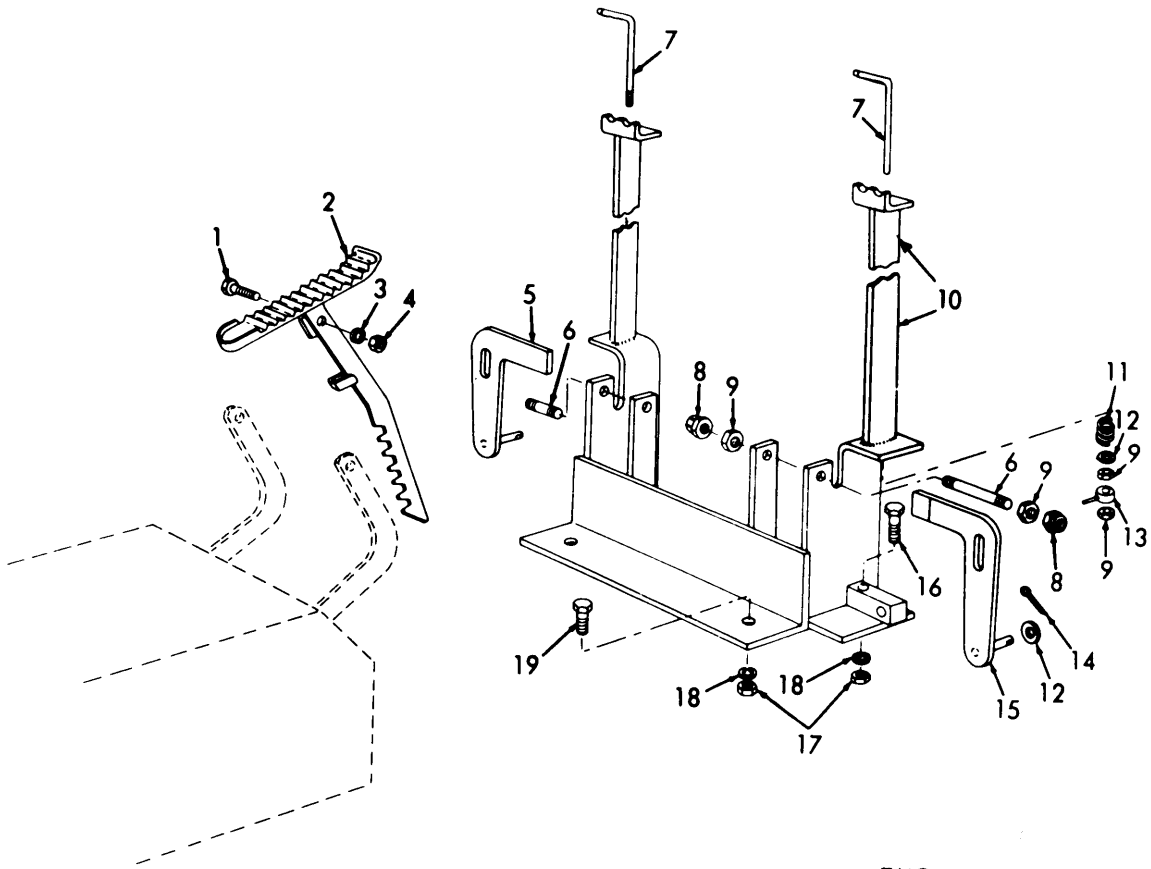
MSC 3810-201-35P/117

FIGURE 85. HOIST AND DIGGING CLUTCH JAW AND LINKAGE'



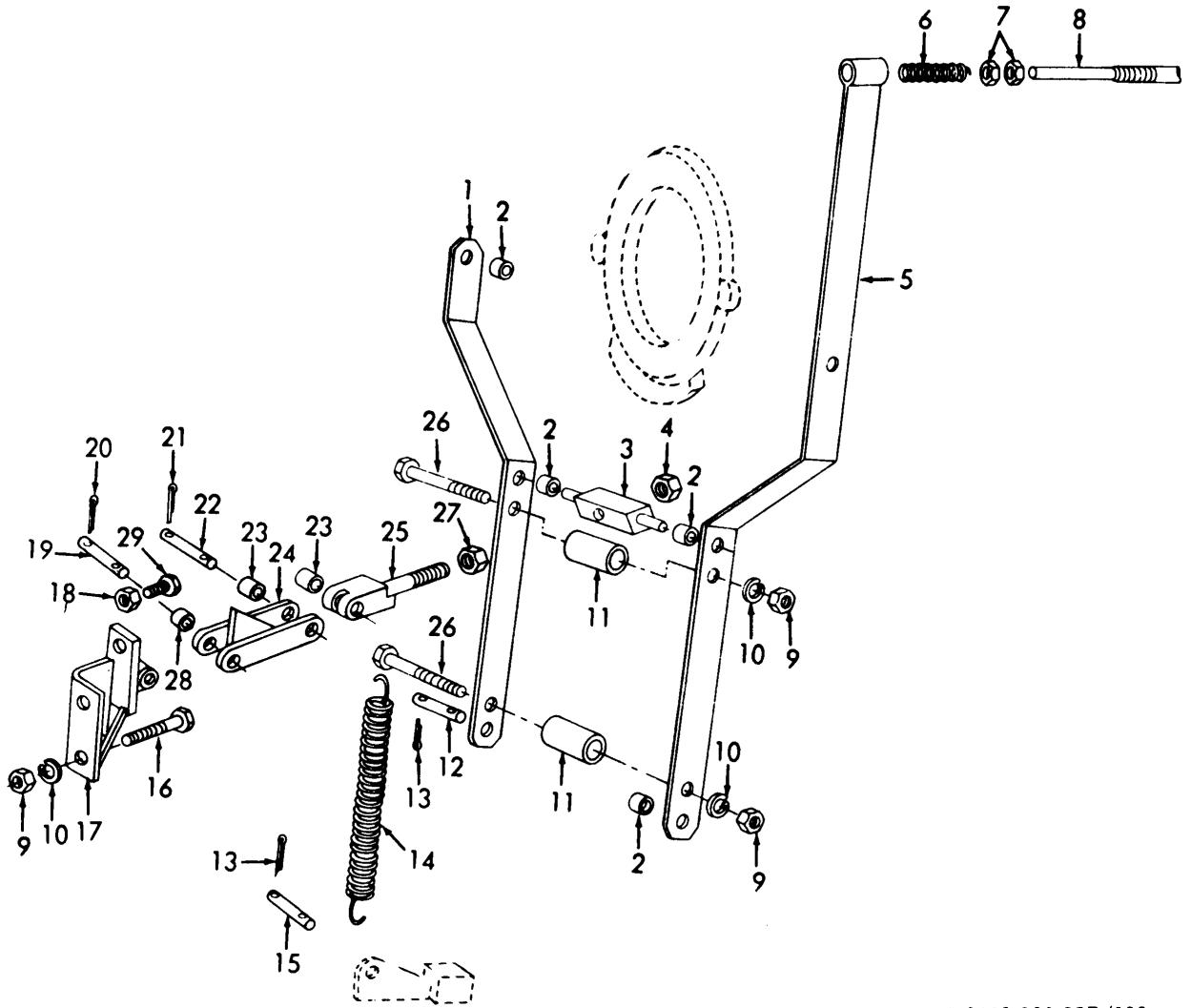
MEC 3810-201-35P/118

FIGURE 86. SWING AND PROPEL CLUTCH LEVER



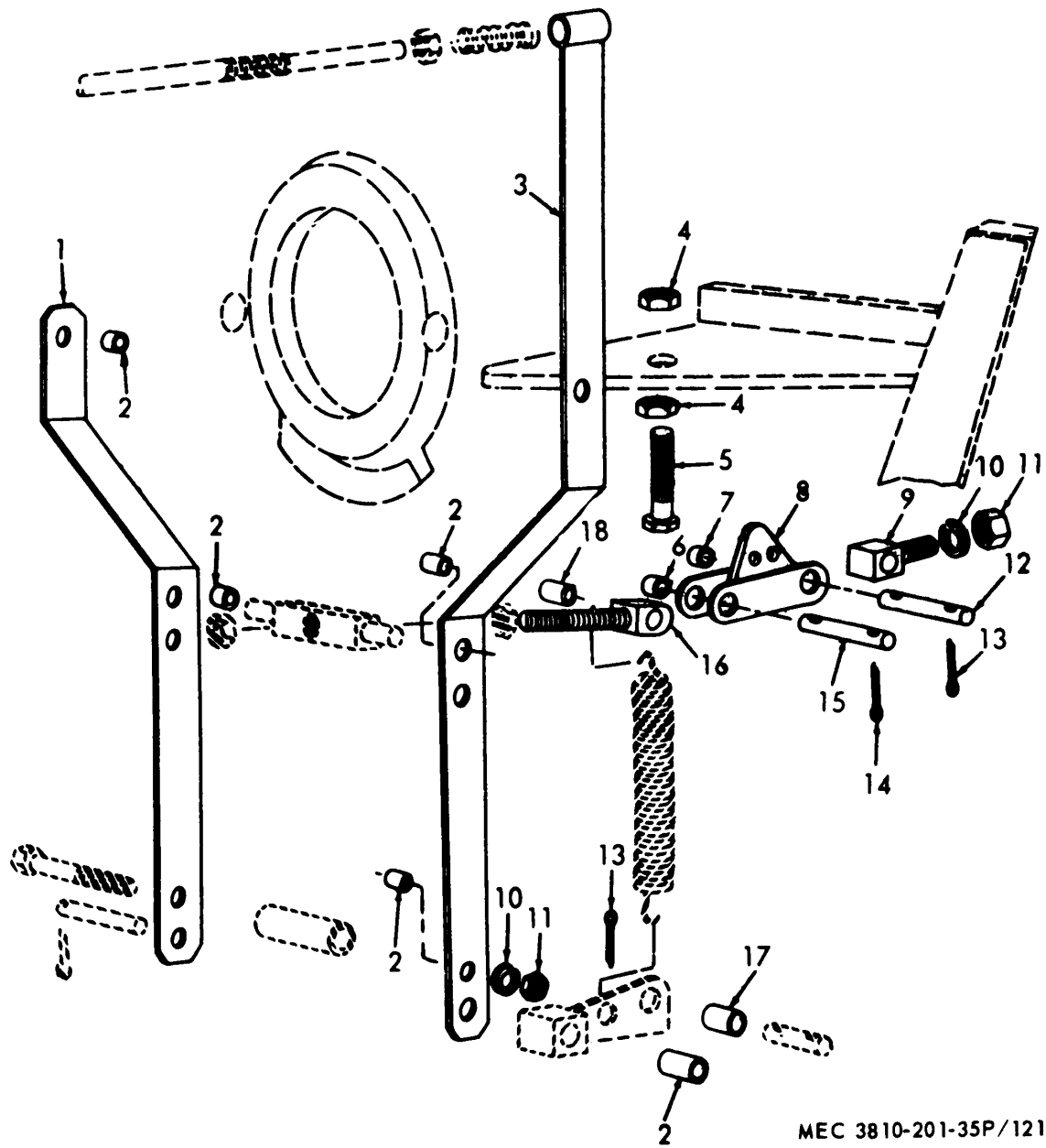
EMC 5-3810-206-20P/85

FIGURE 87. RATCHET PEDAL



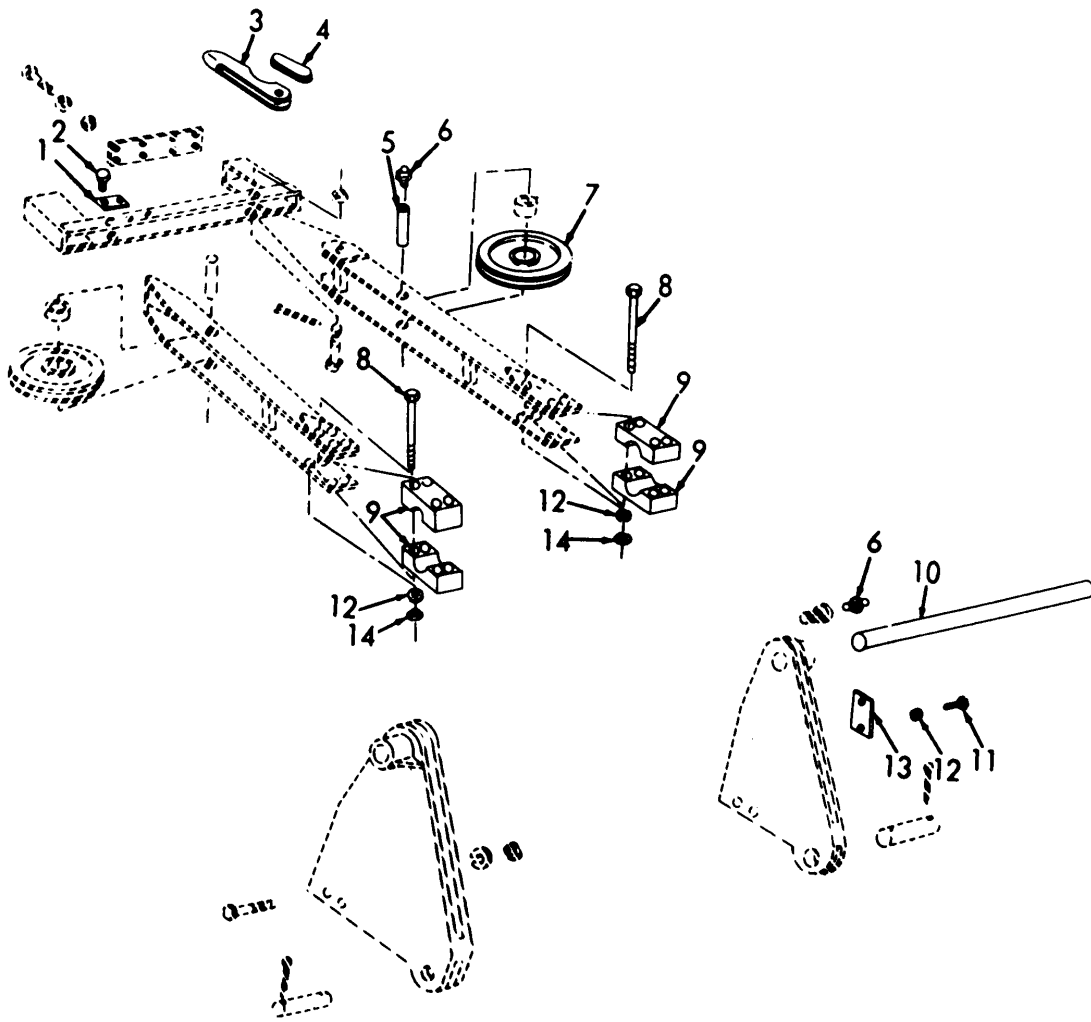
MEC 3810-201-35P/120

FIGURE 88. LEFT HAND JACKSHAFT CLUTCH LEVER



MEC 3810-201-35P/121

FIGURE 89. RIGHT HAND JACKSHAFT CLUTCH LEVER



MSC 38 10-201-20P/90

FIGURE 90. GANTRY PULLEYS

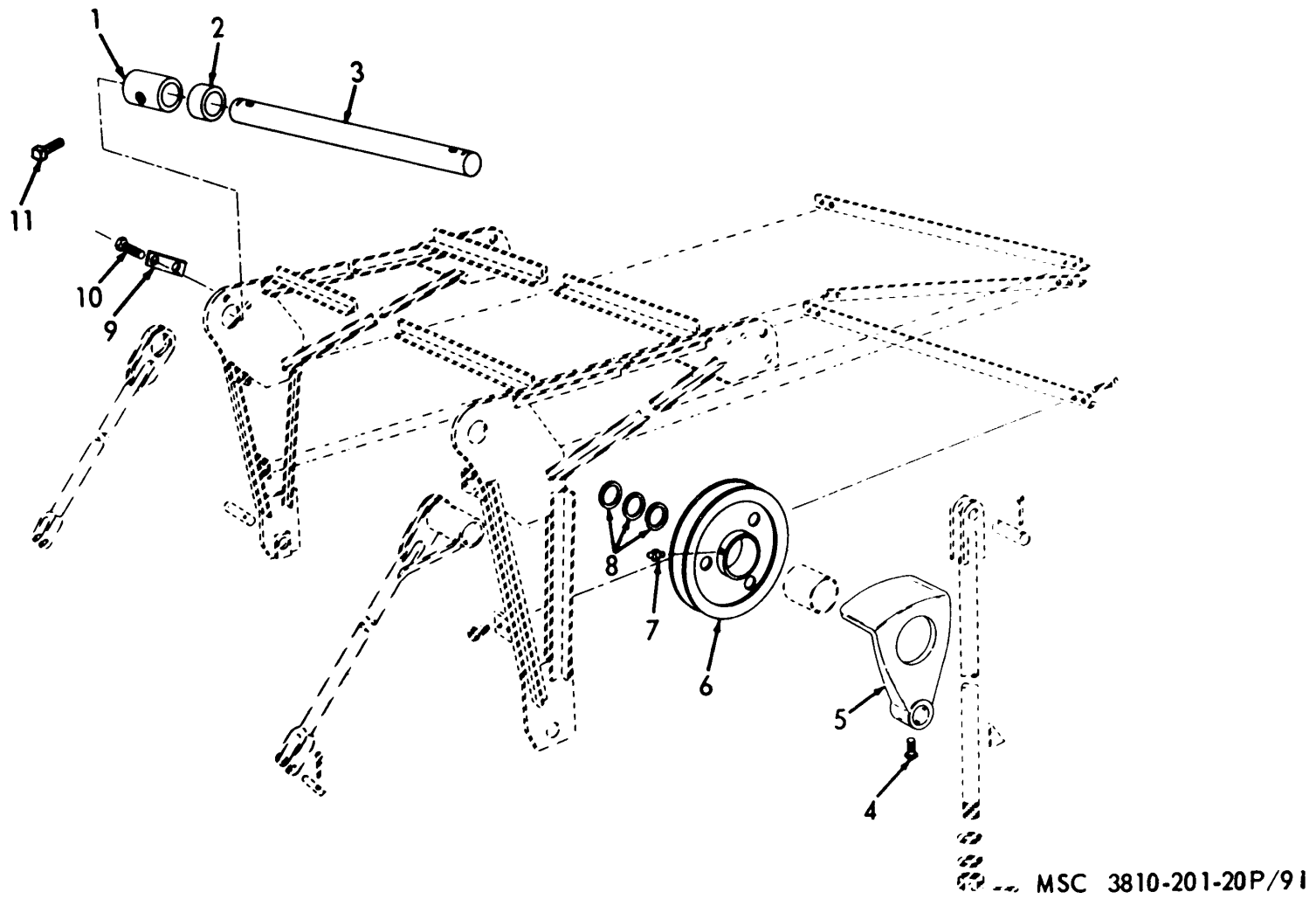
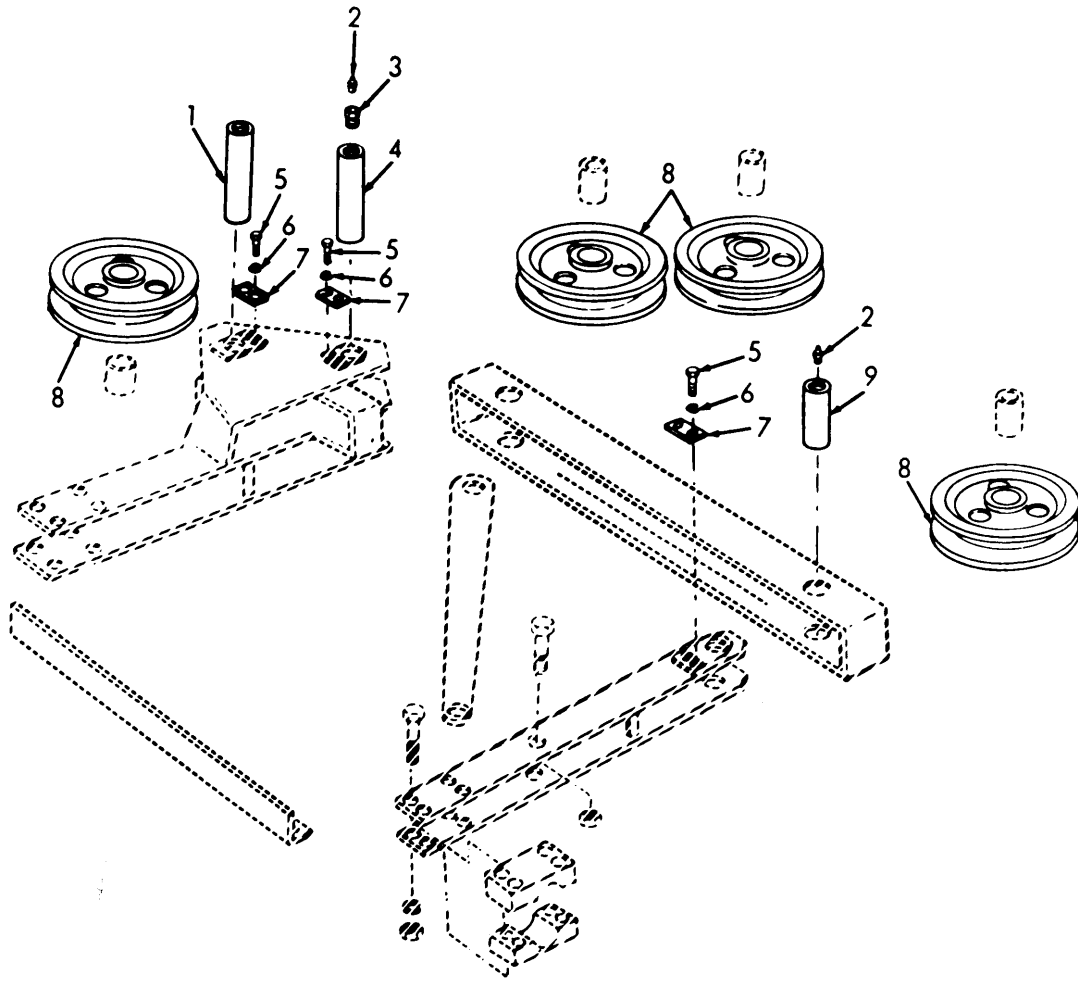


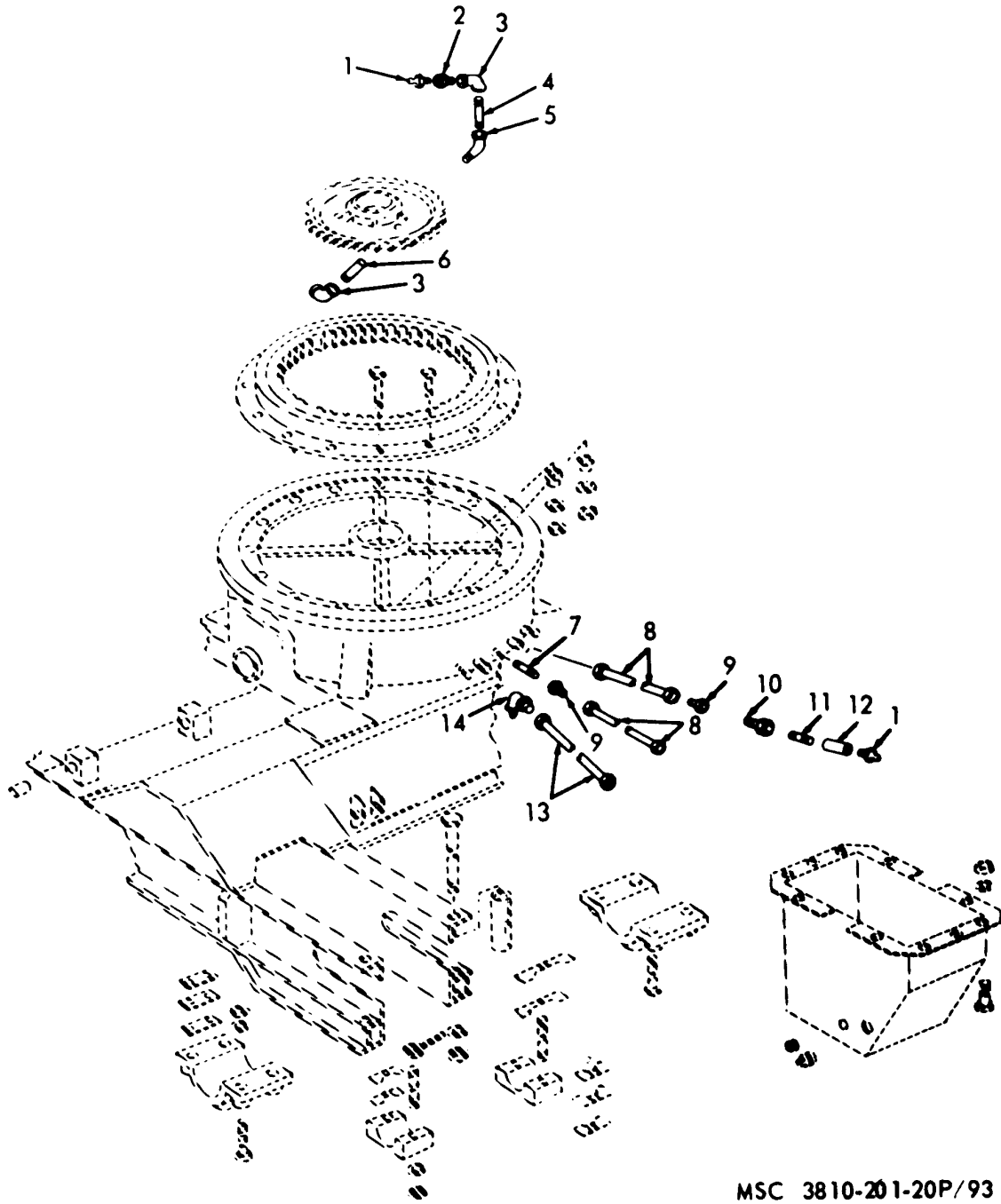
FIGURE 91. UPPER GANTRY PULLEYS AND SHAFT



MSC 3810-201-20P/92

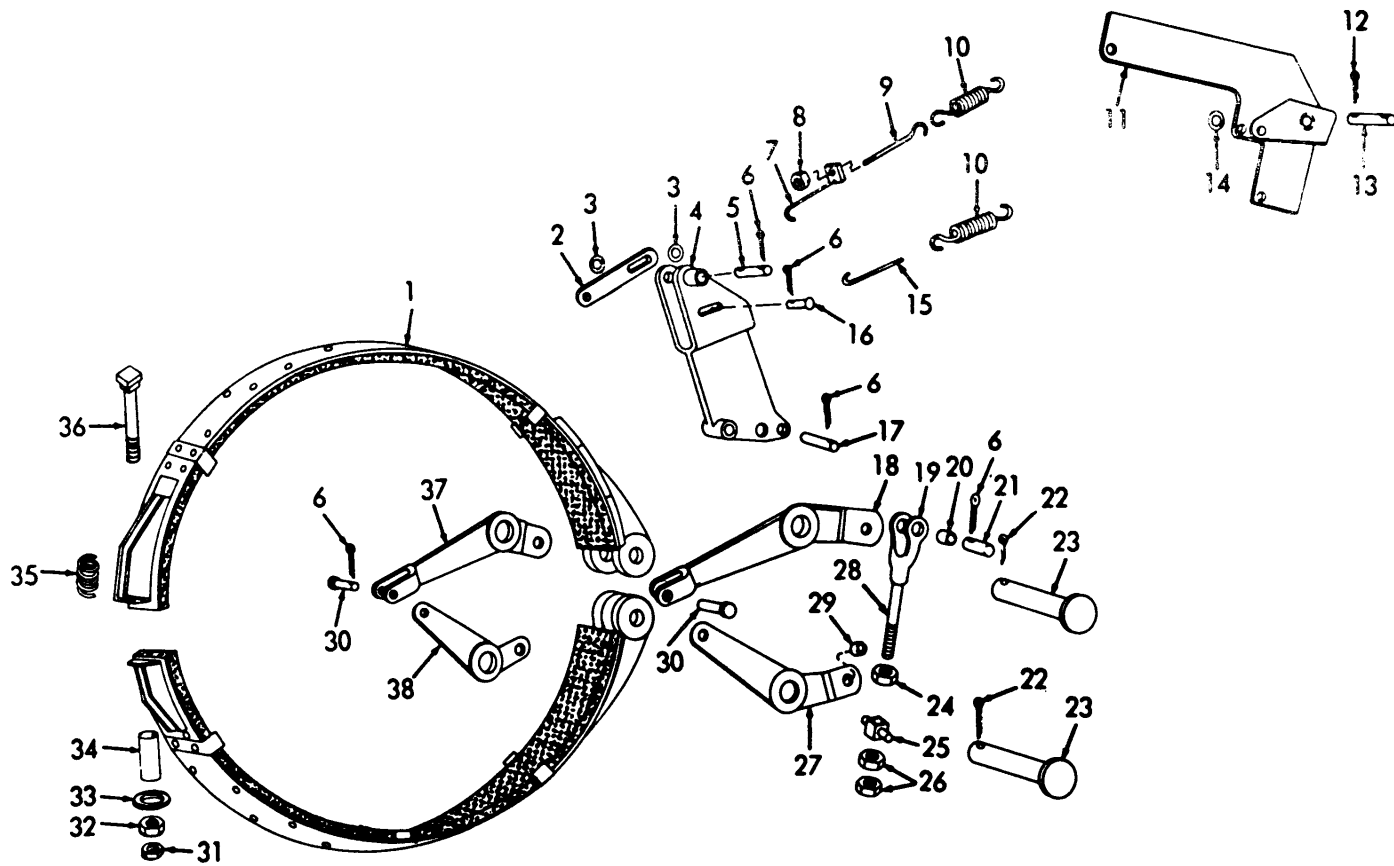
FIGURE 92. SPREADER SHEAVES





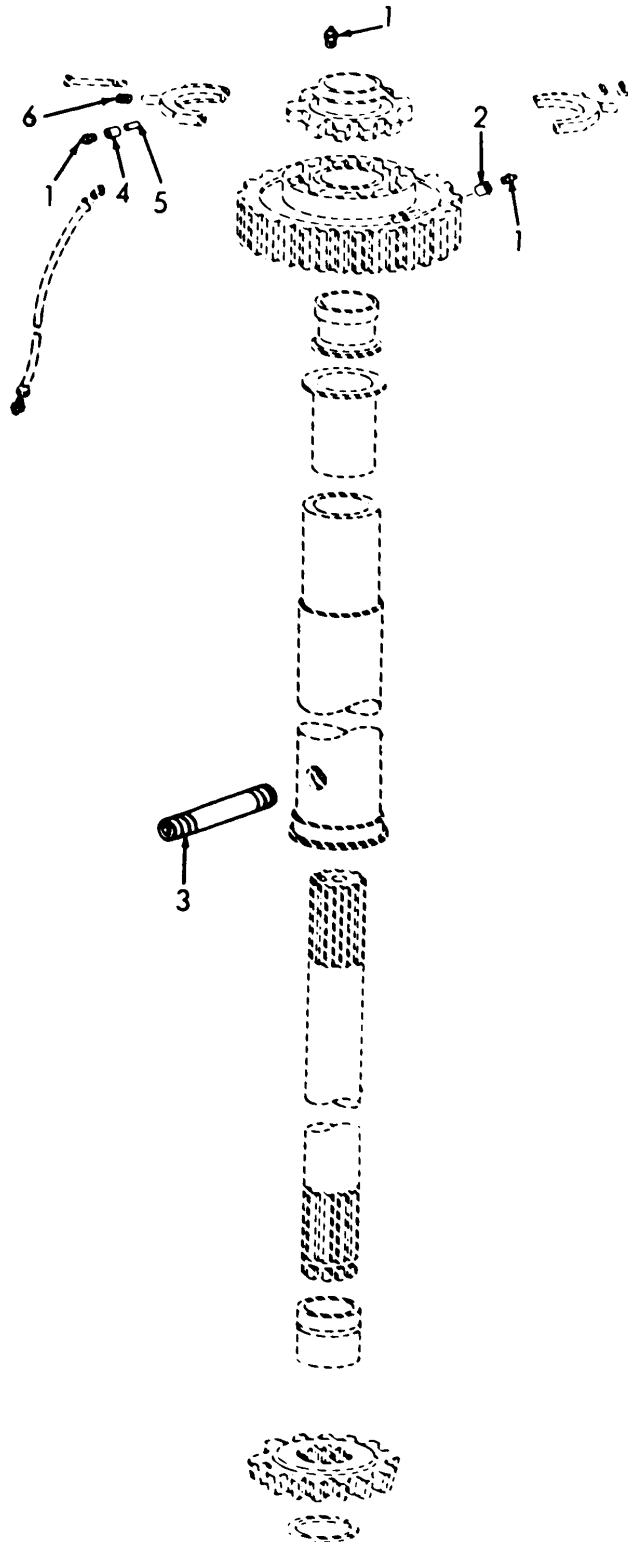
MSC 3810-201-20P/93

FIGURE 93. CRAWLER FRAME LUBRICATION FITTINGS



MSC 3810-201-20P/94

FIGURE 94. PROPELLING BRAKE BAND AND LINKAGE



MSC 3810-201-20P/95

FIGURE 95. VERTICAL PROPELLING SHAFT LUBRICATION FITTINGS

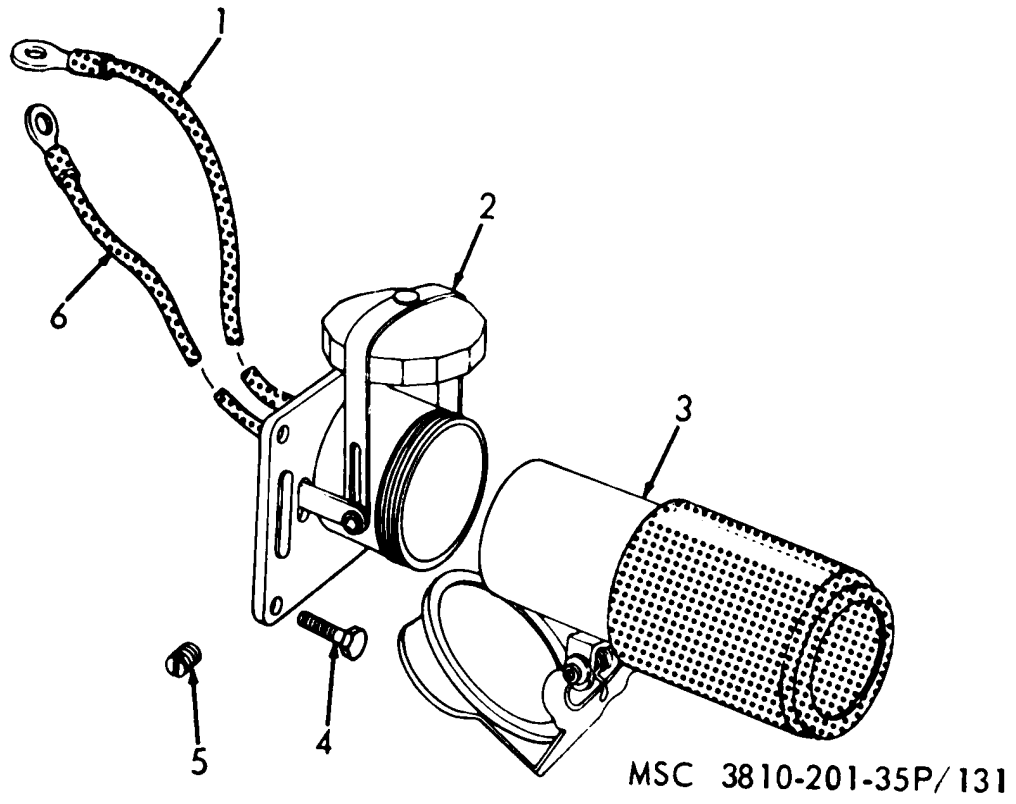


FIGURE 96. SLAVE RECEPTACLE

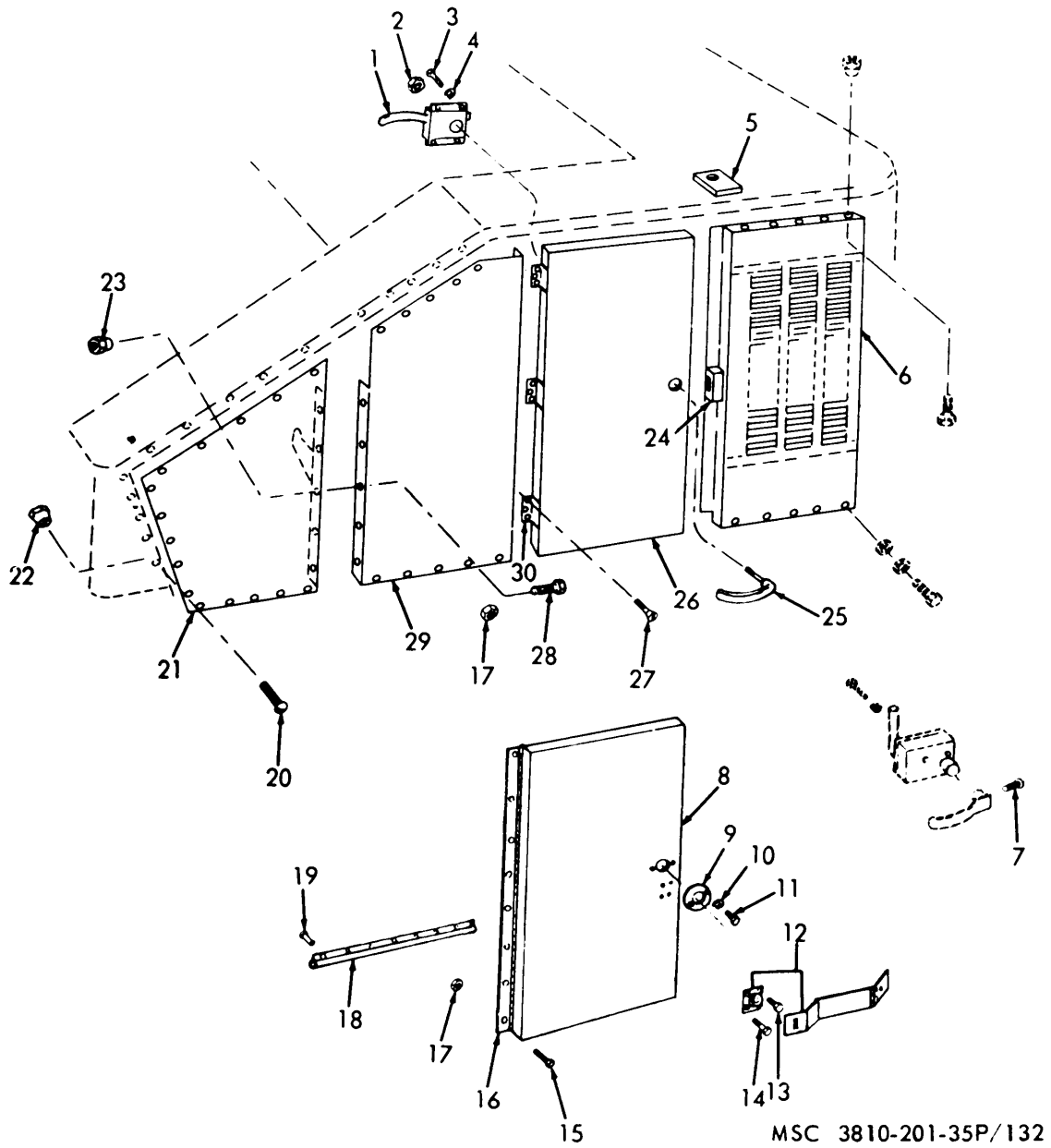
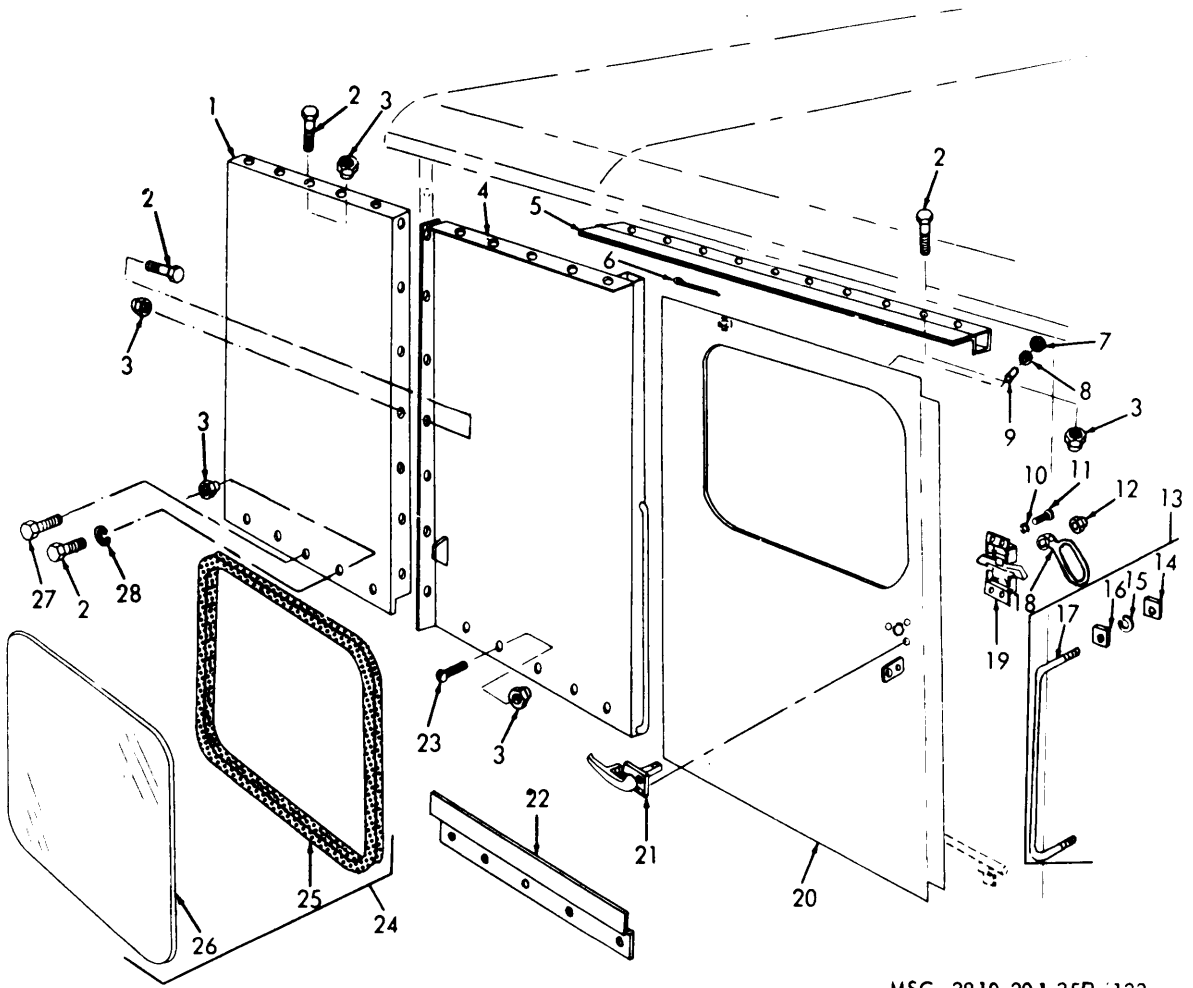
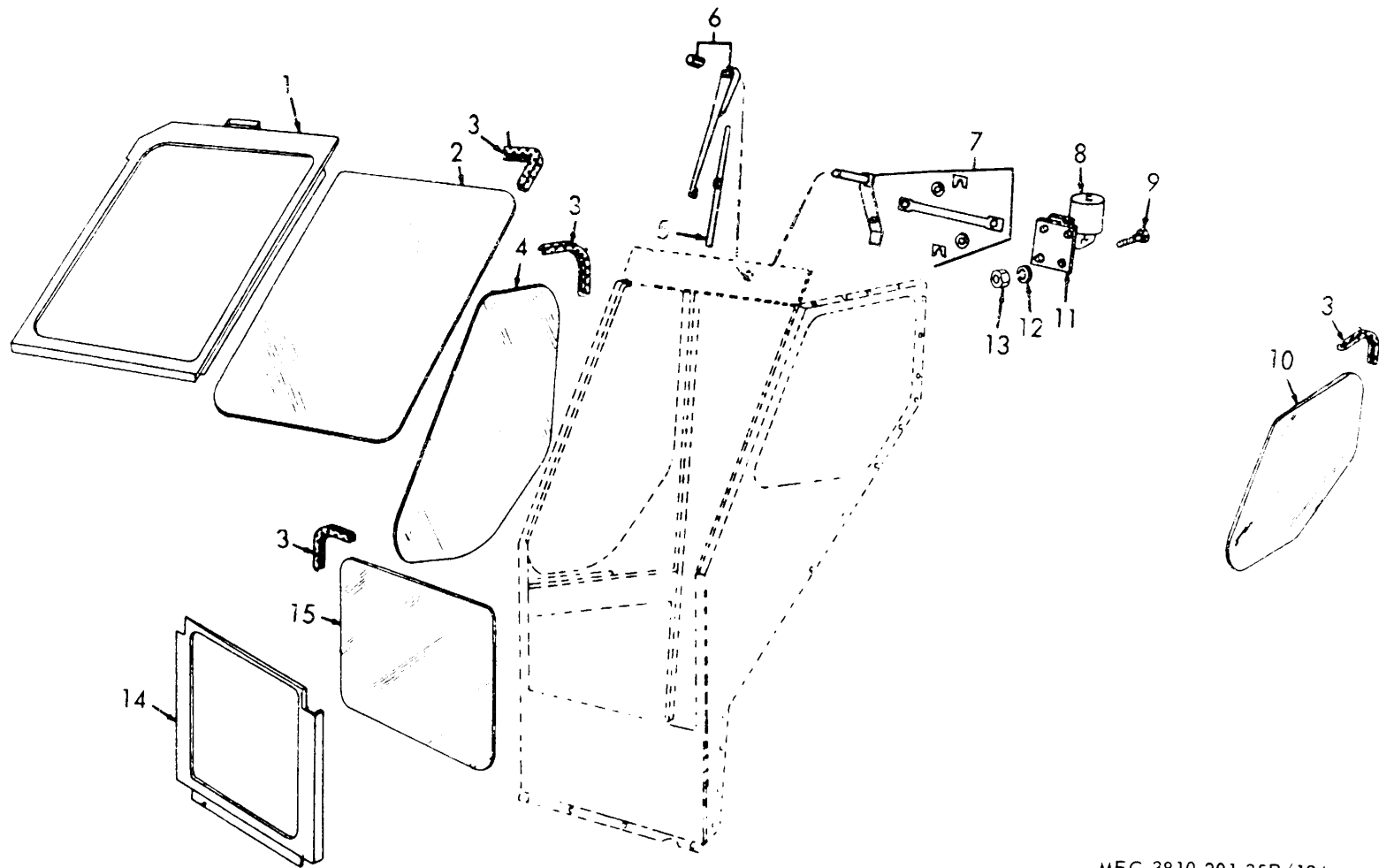


FIGURE 97. LEFT HAND CAB DOORS AND PANELS



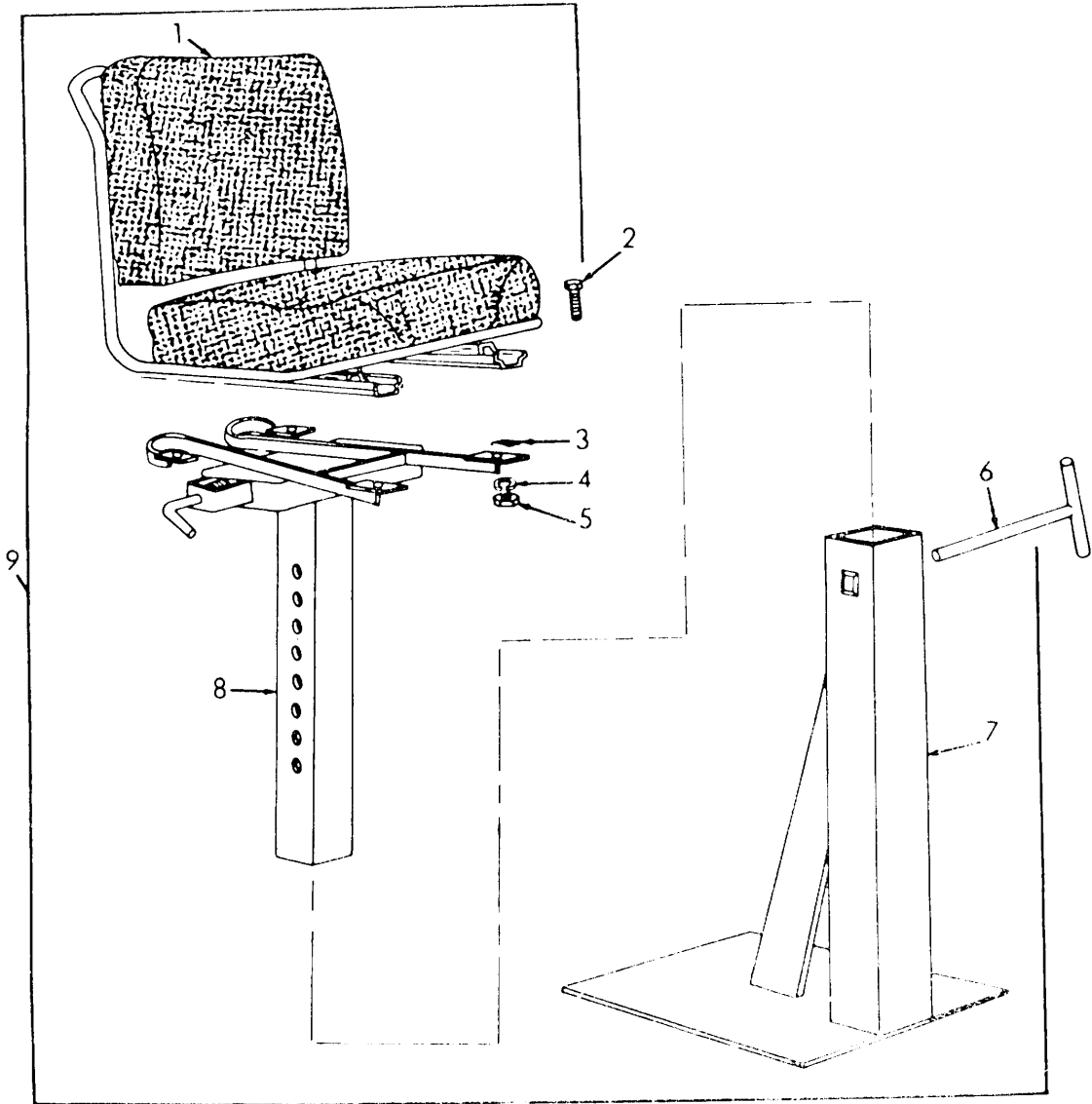
MSC 3810-201-35P.133

FIGURE 98. RIGHT SIDE CAB DOOR, WINDOW, AND PANEL



MEC 3810-201-35P/134

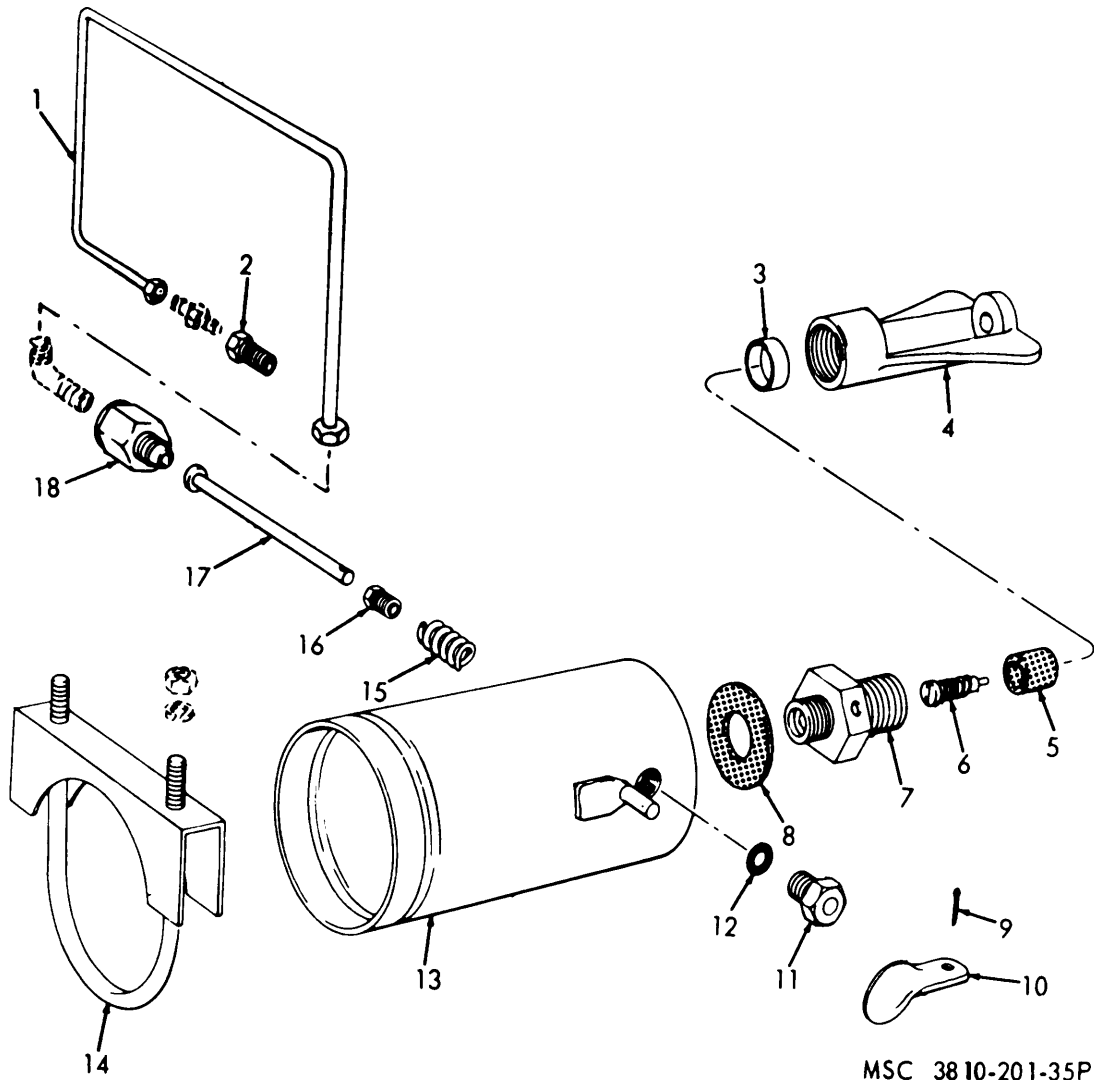
FIGURE 99. FRONT WINDOWS, FRAMES, AND WIPERS



MSC 38 10-201-35P/135

FIGURE 100. SEAT





MSC 38 10-201-35P/136

FIGURE 101. ENGINE STARTING PRIMER

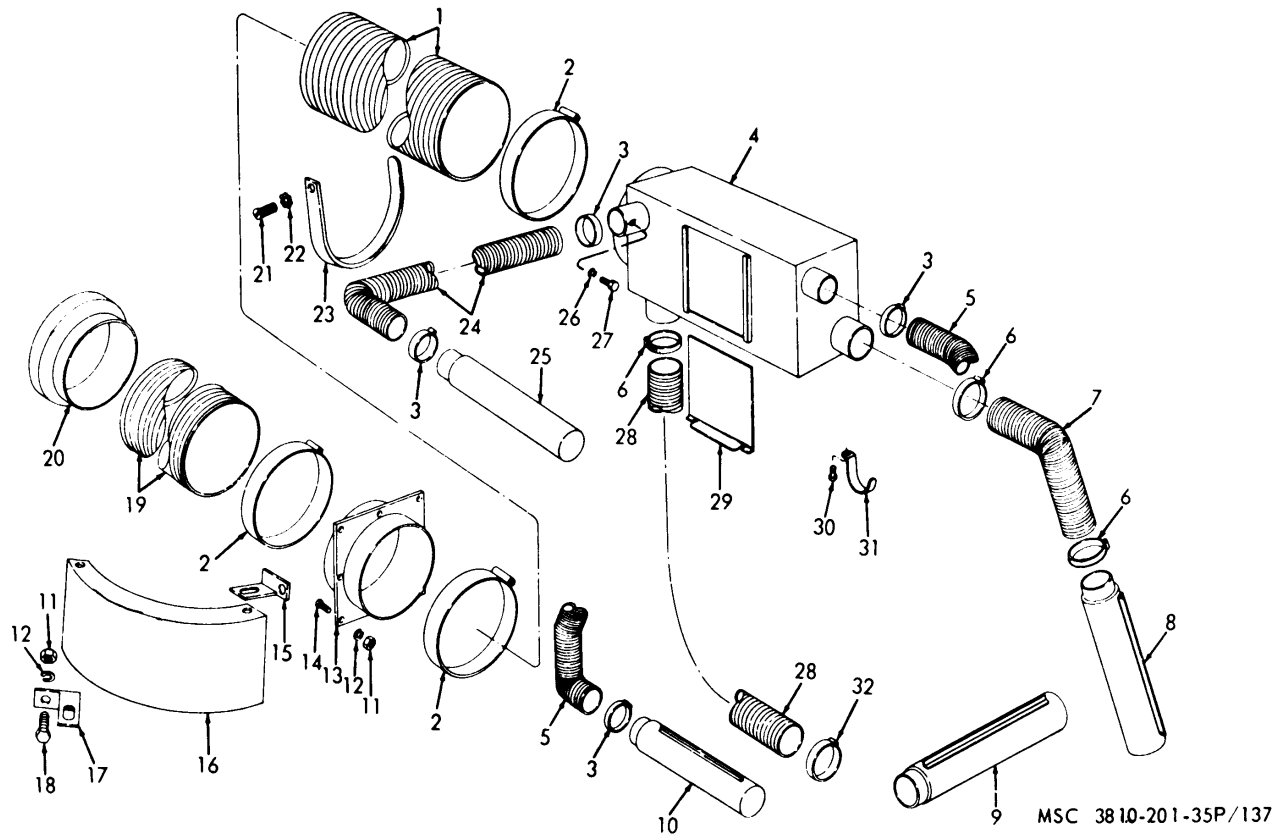
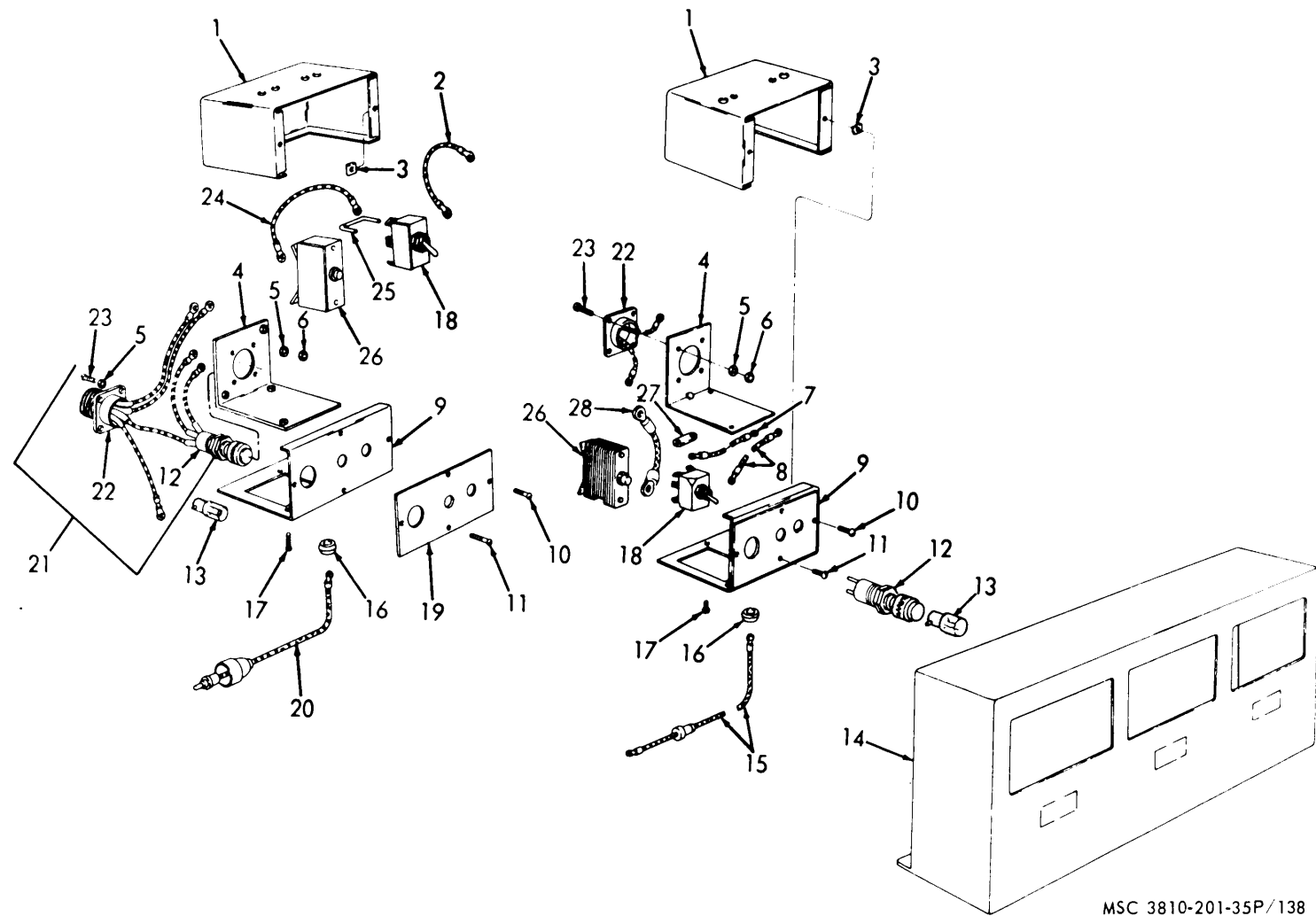
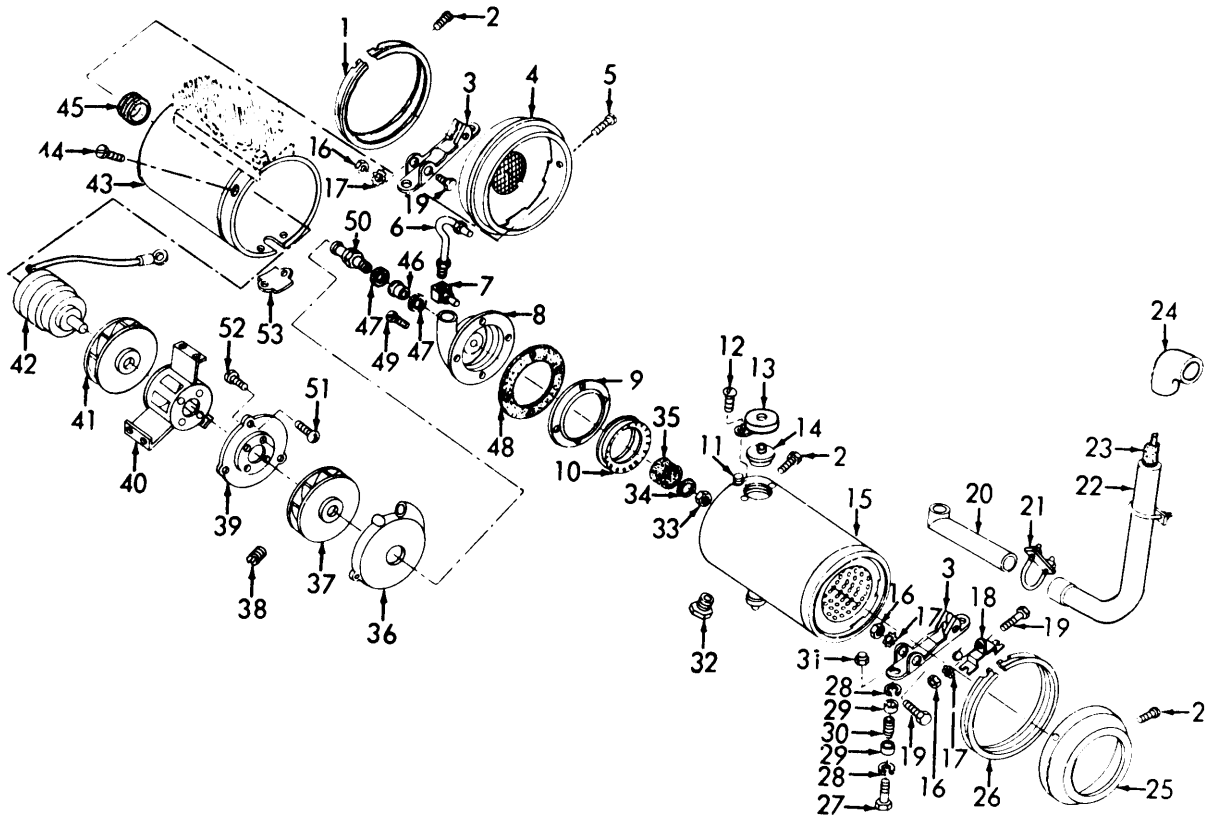


FIGURE 102. AIR DUCTS, MANIFOLDS, AND DEFROSTERS



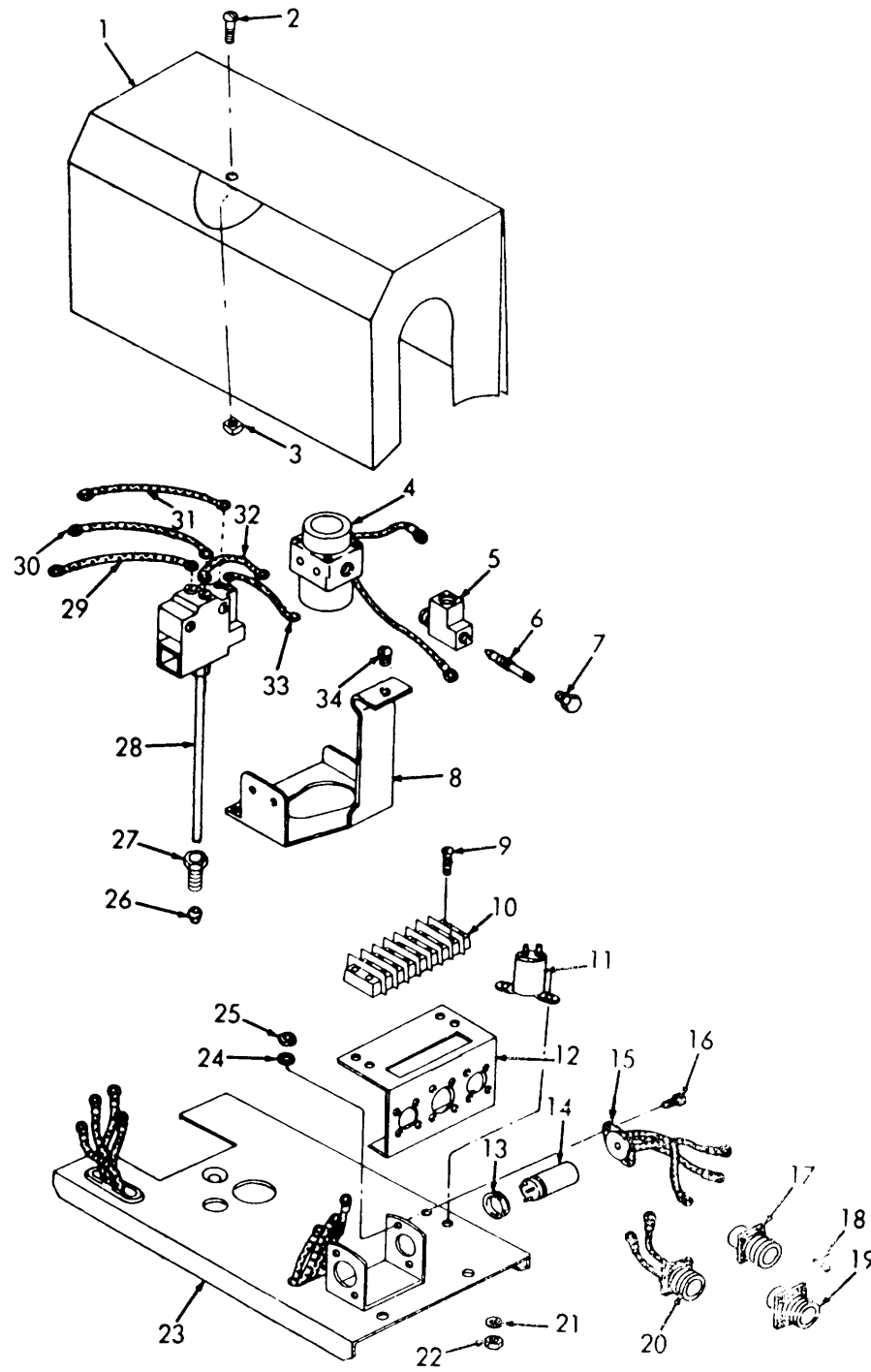
MSC 3810-201-35P/138

FIGURE 103. HEATER CONTROL PANEL



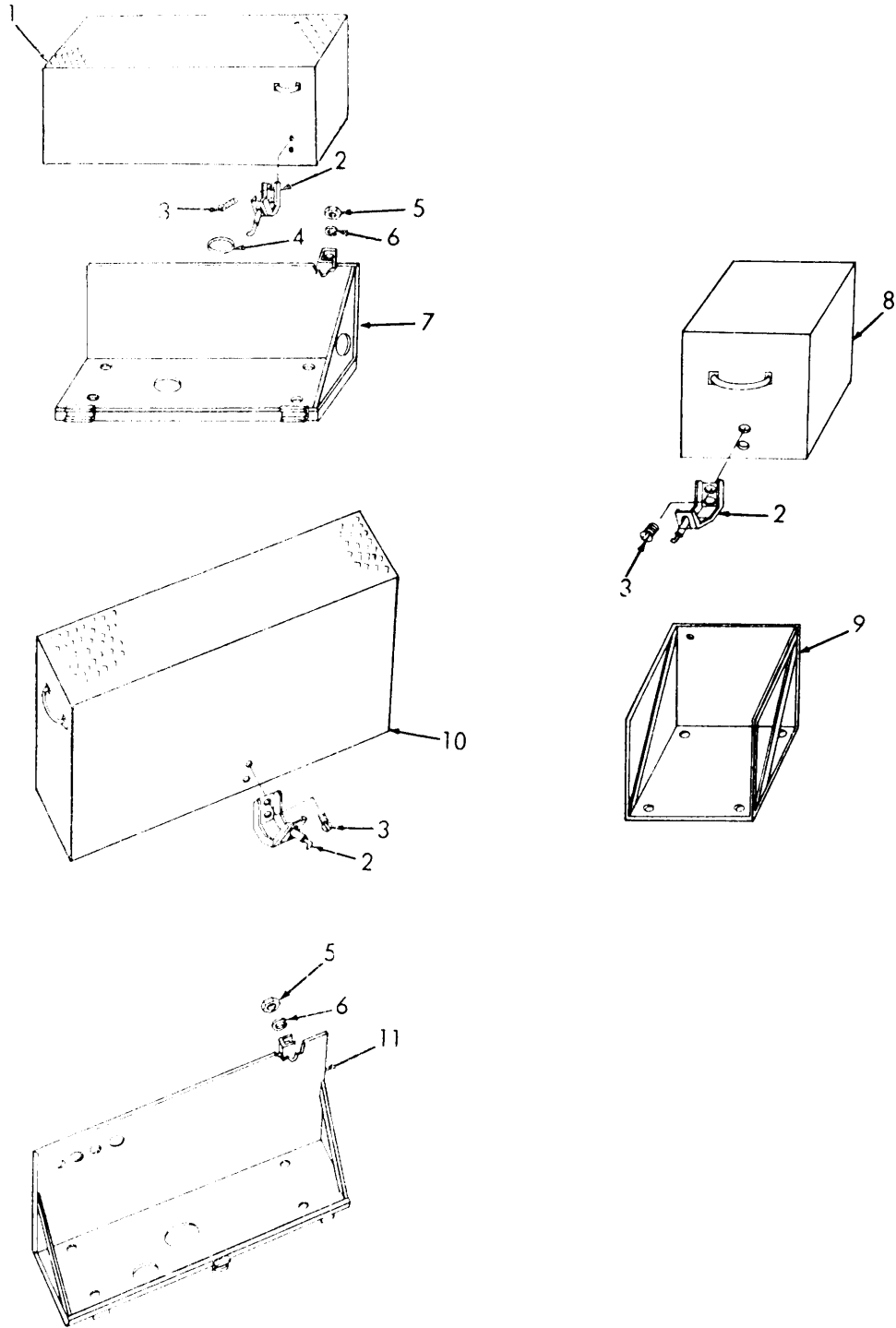
MEC 3810-201-35P/139

FIGURE 104. ENGINE AND PERSONNEL HEATER



MSC 3810-201-35P/140

FIGURE 105. ENGINE AND PERSONNEL HEATER CONTROL HEAD



MSC 3810-201-35P/141

FIGURE 106. HEATER BASES A14D COVERS

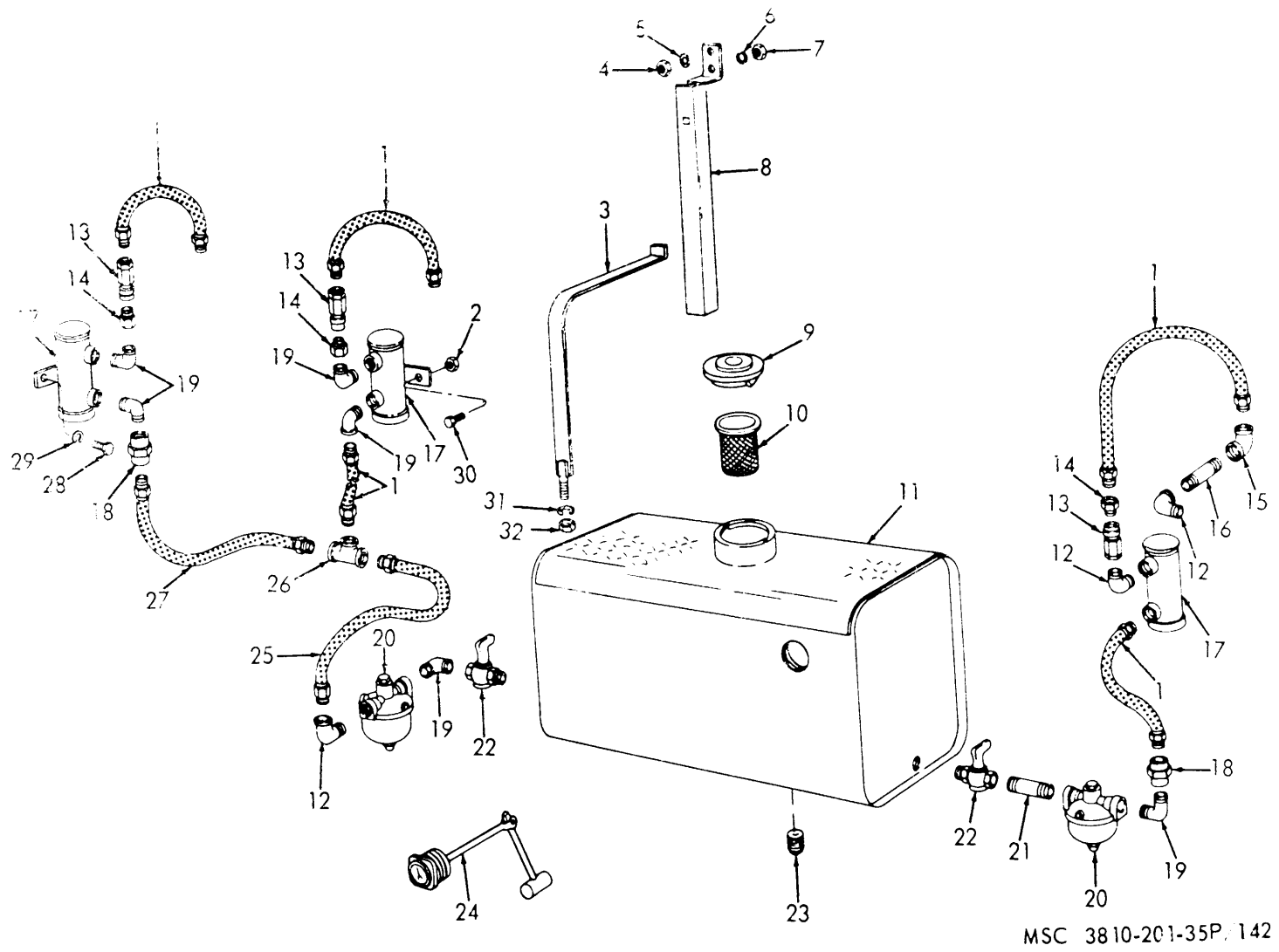
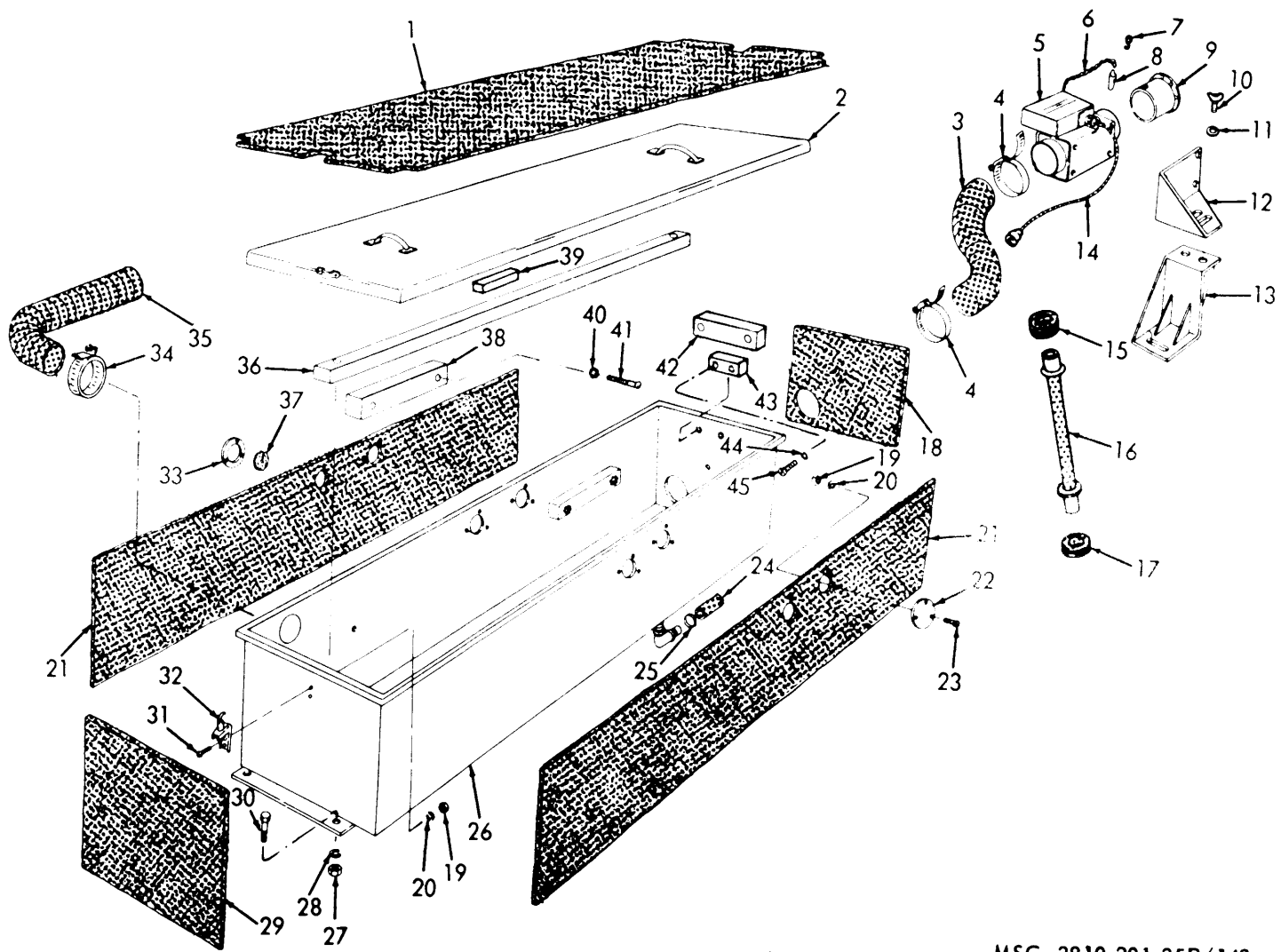


FIGURE 107. HEATER FUEL TANK, LINES, AND FITTINGS



MSC 3810-201-35P/143

FIGURE 108. WINTERIZED BATTERY, BOX INSULATION, AND TEMPERATURE CONTROL



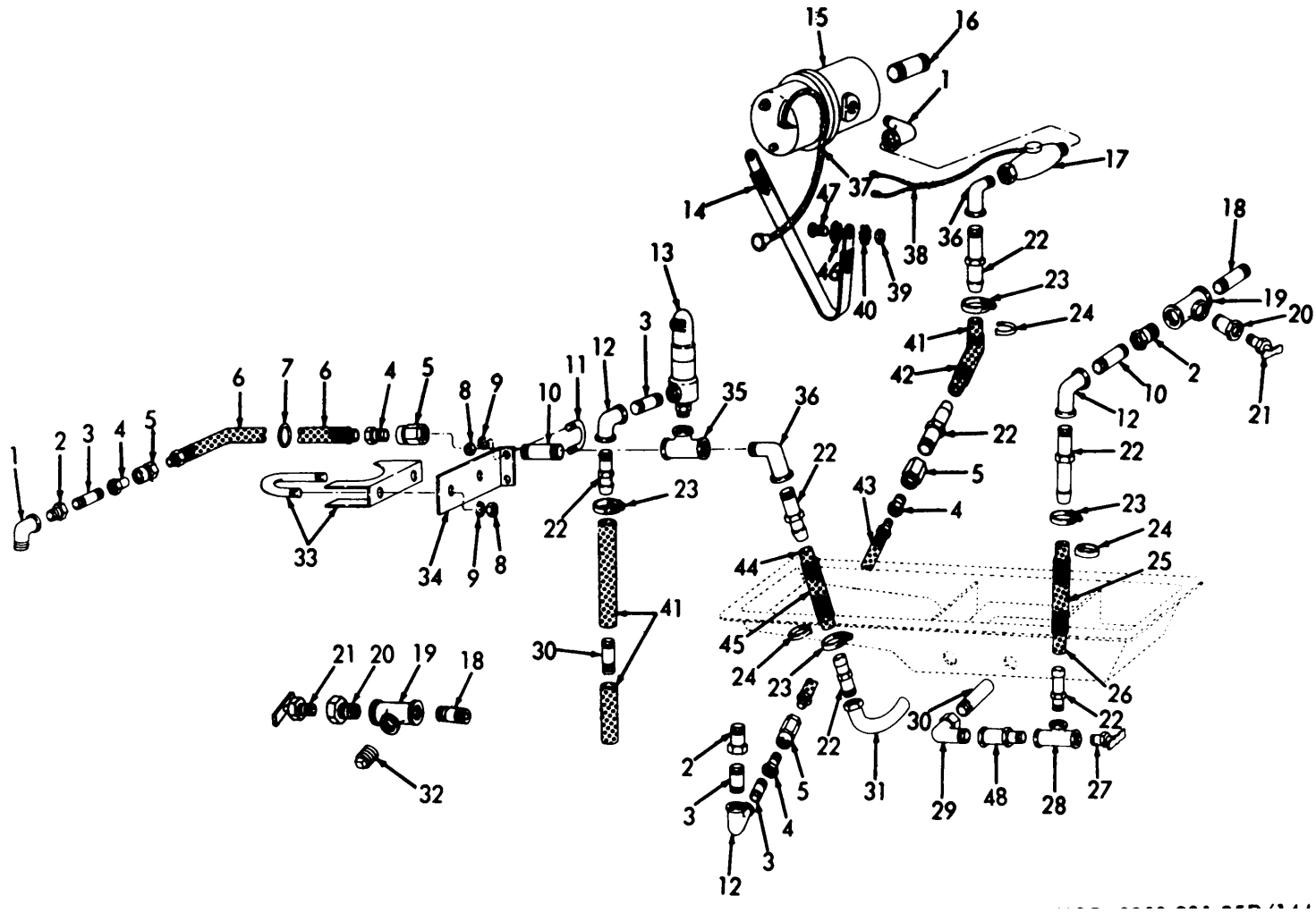


FIGURE 111. WINTERIZED BATTERY, BOX INSULATION, AND TEMPERATURE CONTROL

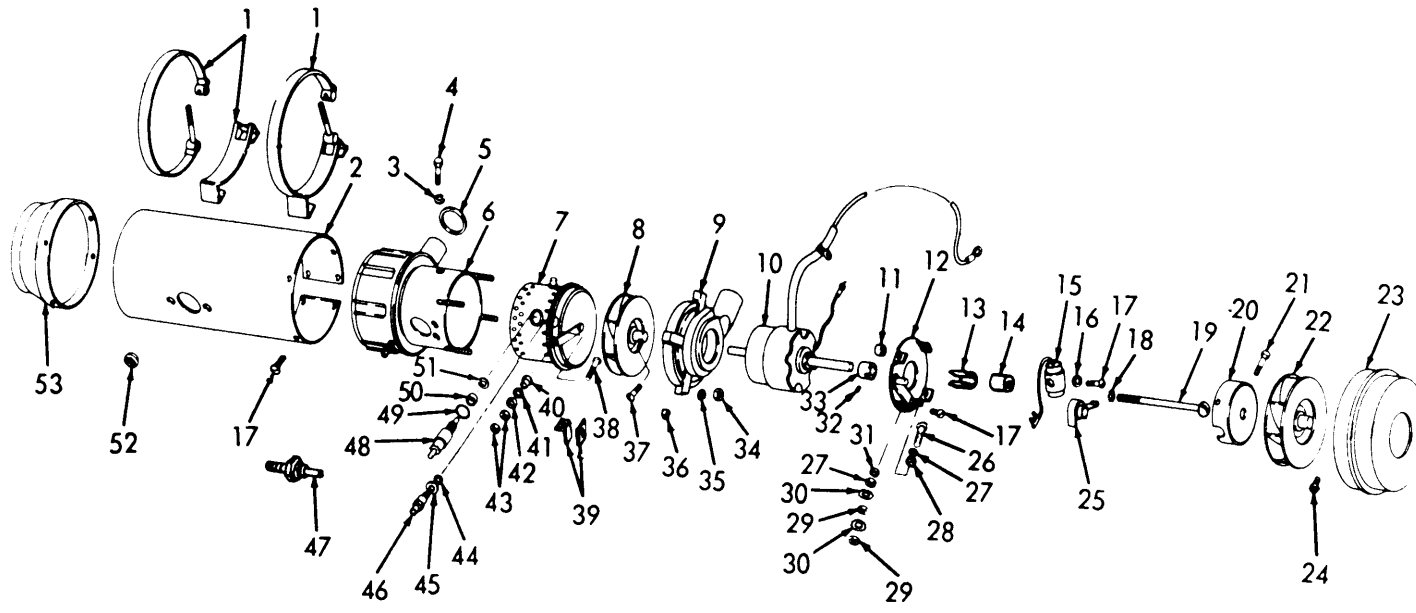
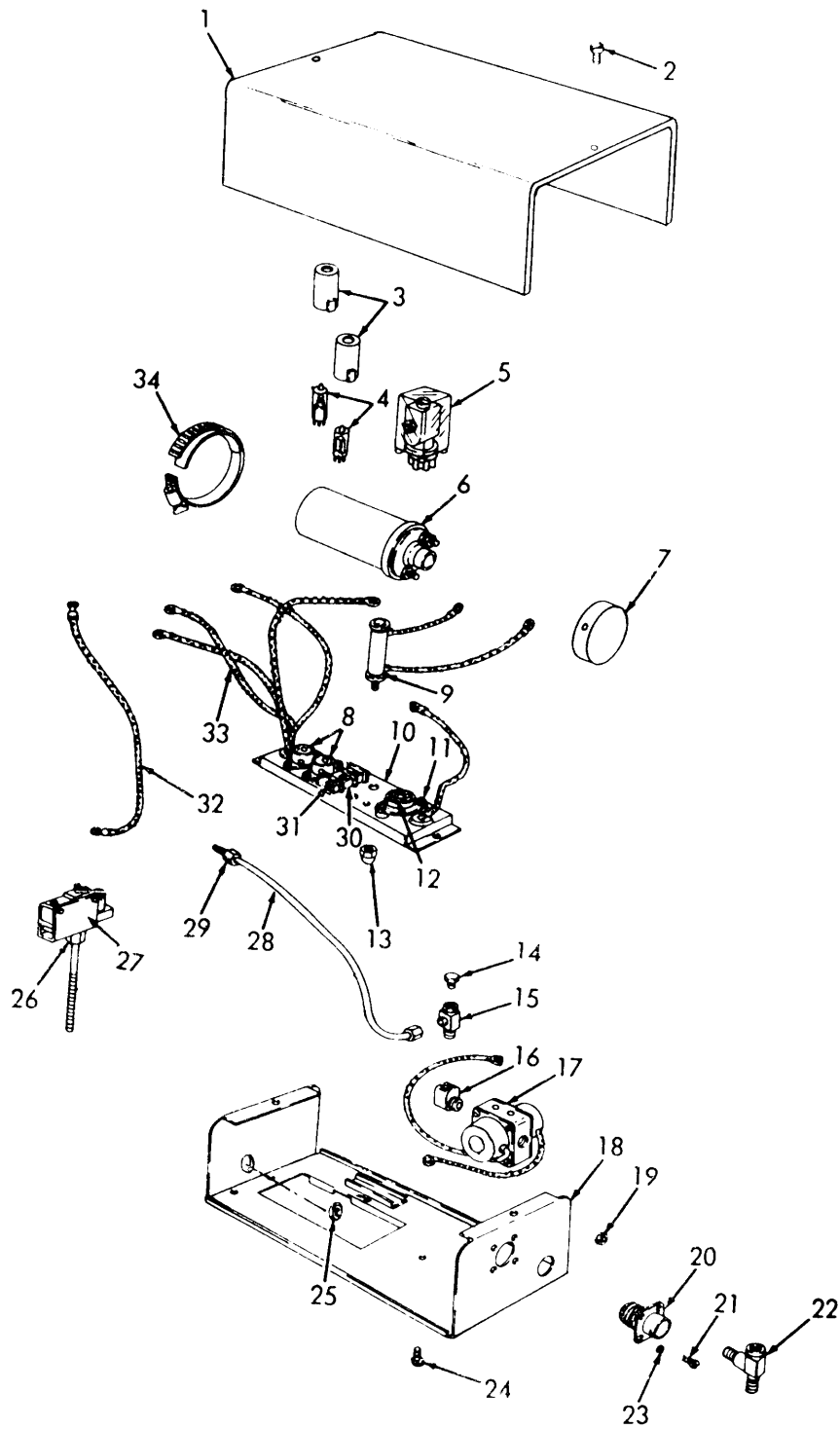
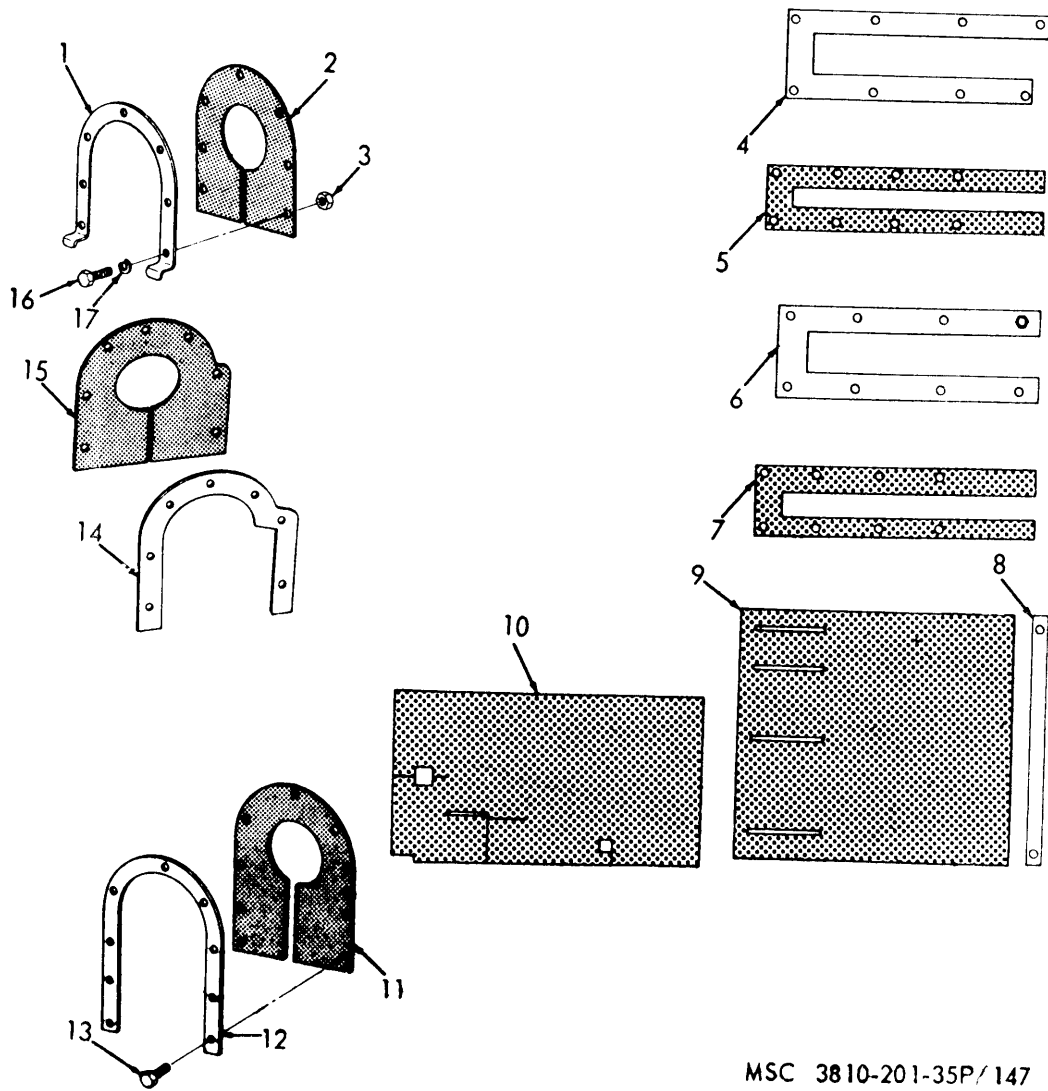


FIGURE 110. BATTERY HEATER



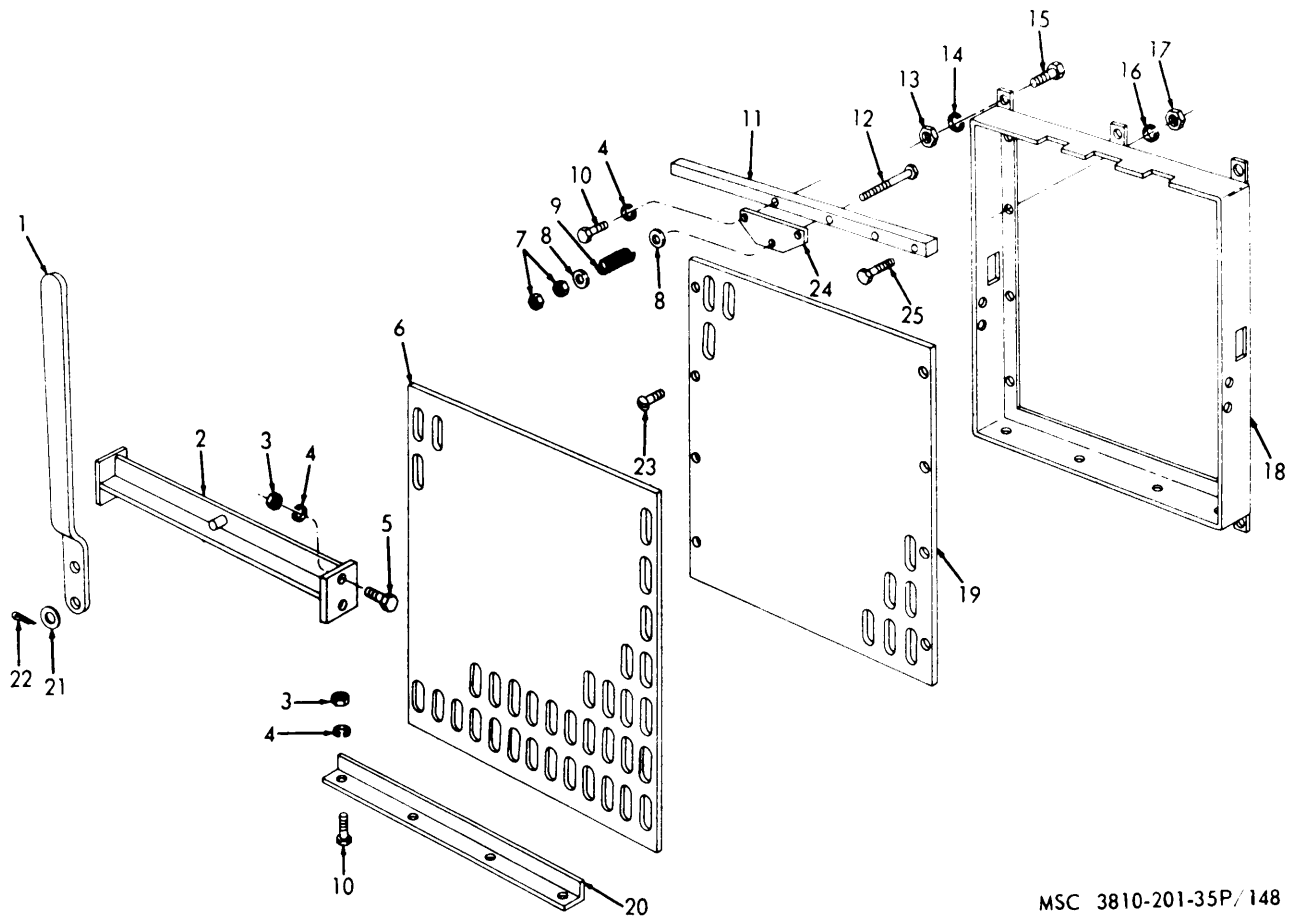
MSC 3810-201-35P/146

FIGURE 109. ENGINE COOLANT LINES AND FITTINGS



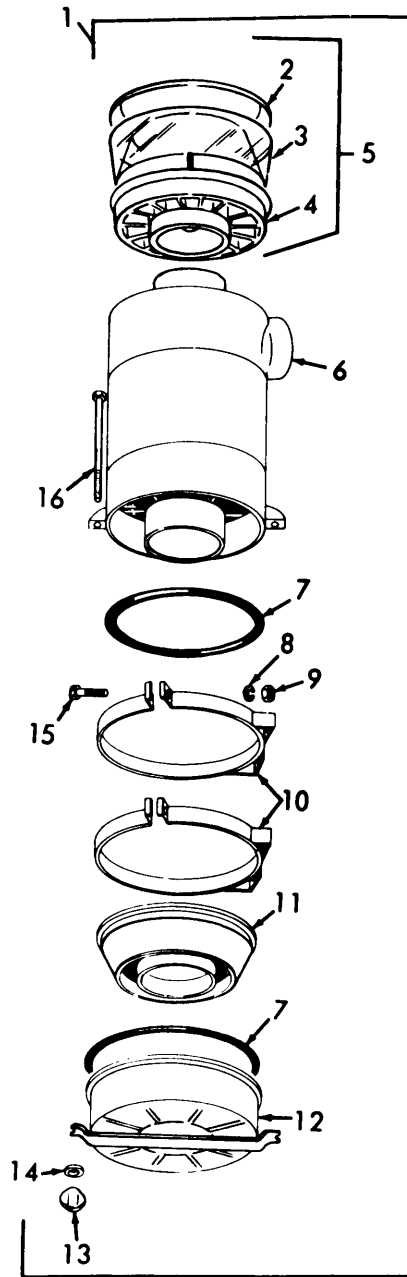
MSC 3810-201-35P/147

FIGURE 112. BATTERY HEATER



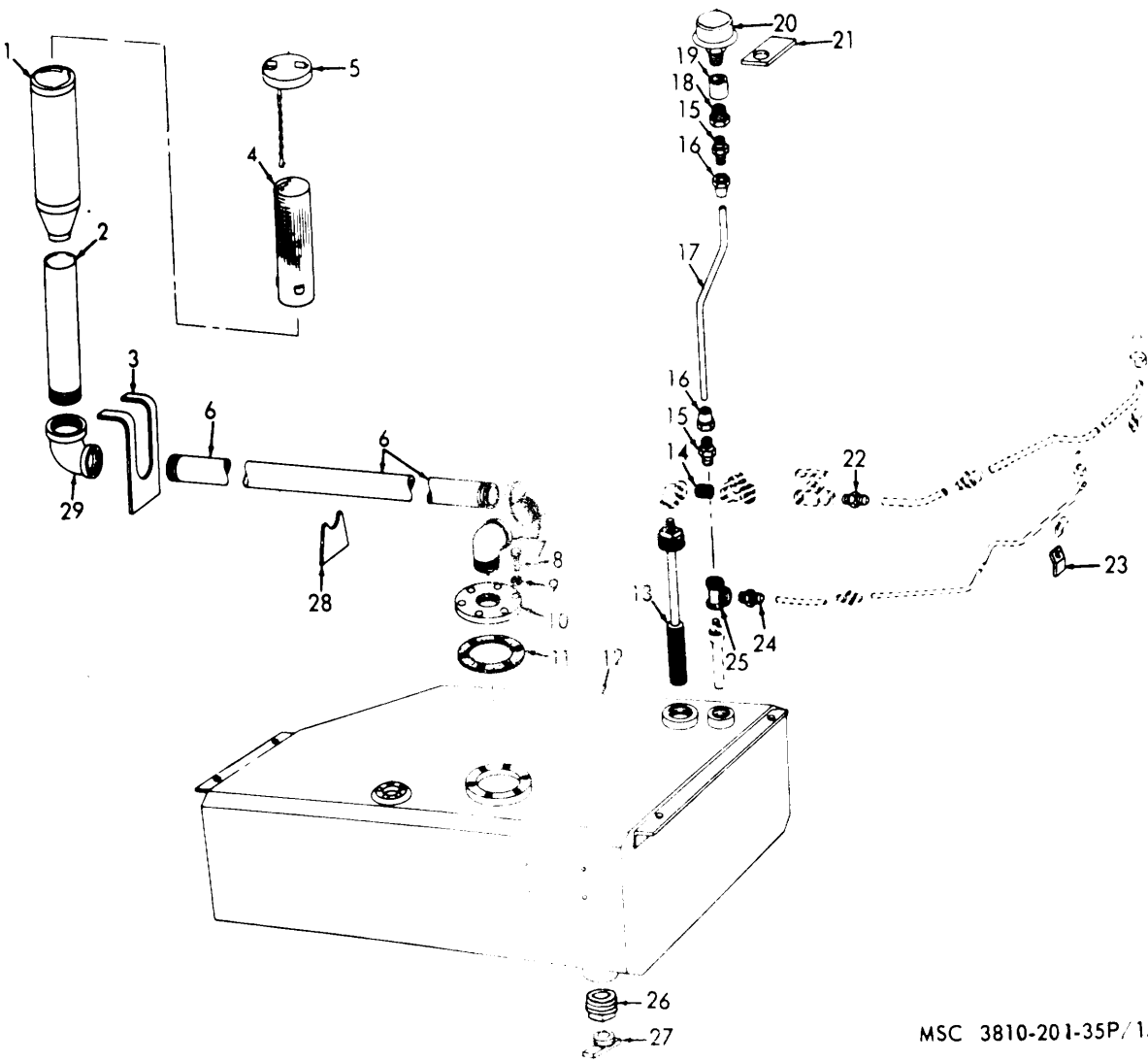
MSC 3810-201-35P/148

FIGURE 113. WINTERFRONT



EMC 3810-201-35P/9.1

FIGURE 114. AIR CLEANER



MSC 3810-201-35P/150

FIGURE 115. FUEL TANK AND FITTINGS

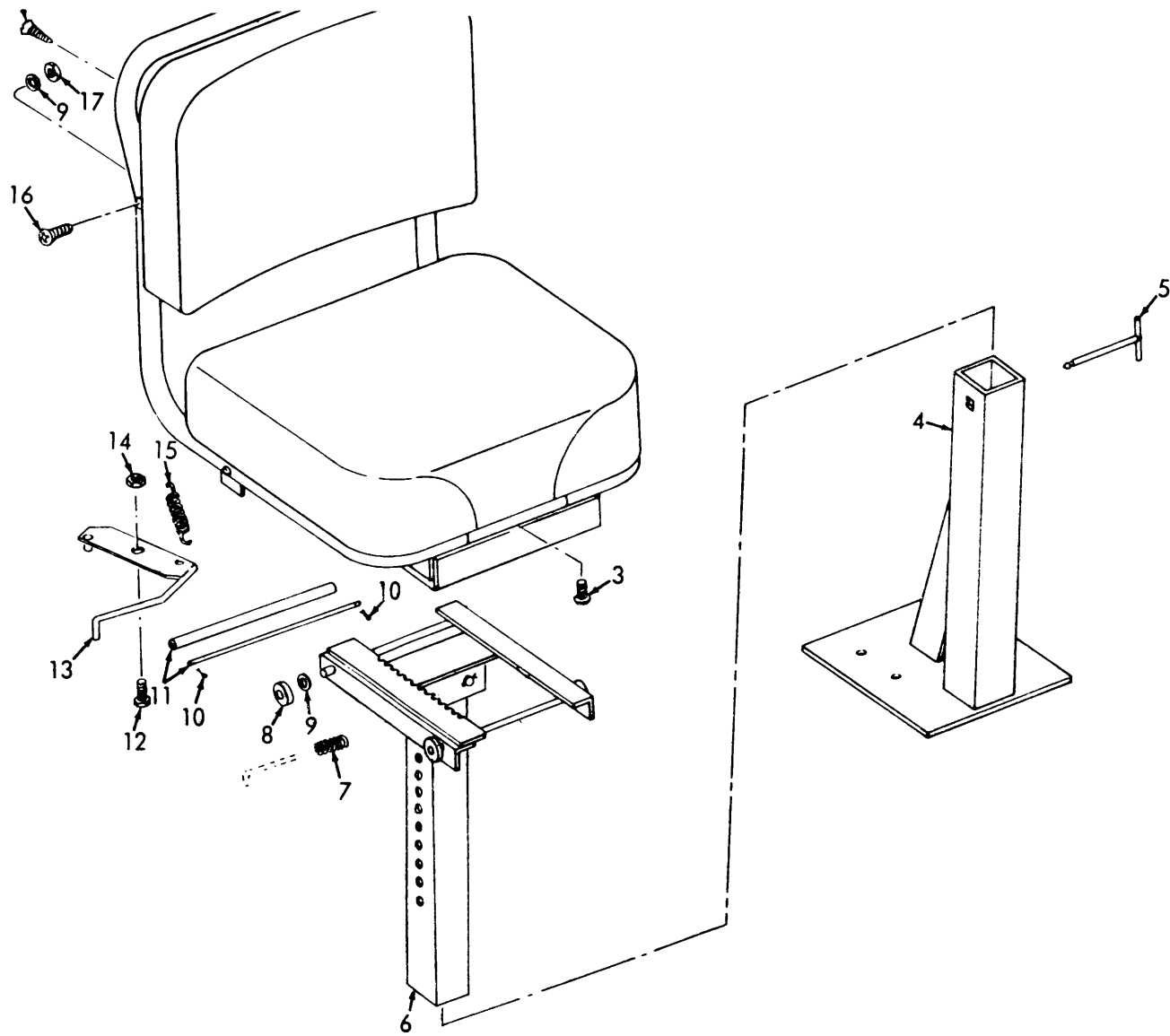


FIGURE 116. SEAT



FEDERAL STOCK NUMBER AND PART NUMBER INDEX

NUMBER	CODE	PAGE	NUMBER	CODE	PAGE	NUMBER	CODE	PAGE
AN3102A16S8P	88044	114	A100895	70281	113	A664-50920G1	46522	118
AN3102A16S8P	88044	107	A100896	70281	106	A664-51710G1	46522	122
AN312A16S8P	88044	115	A100897	70281	113	A666-16494G1-1EA	46522	121
AN3121-313	88044	107	A100898	70281	113	A6881	14370	109
		115	A100899	70281	113			120
AN335-5	88044	109	A101005	70281	114			121
		121	A11-438	46529	013			128
AN340B4	46522	107			013	A6881	14730	108
		115	A11-439	46529	013	A698-18866G1	46522	108
		115			015			117
AN340B4	88044	110	A1106-4	70417	065			117
		122	A12-200	46529	013			120
AN345-10	88044	108	A13632	46522	109	A7J458	27315	131
AN345-10	97481	120	A13649G5	46522	110	A702-50190G1	46522	119
AN515-10-8	88044	108	A137-50910G1	46522	116	A702-502164G1-1	46522	118
AN515-8-10	88044	122	A13708G3	46522	110	A702-50219G1	46522	119
AN515C10-8	97481	121			121	A716-50244G1	46522	119
AN515C8-4	27315	109	A13708G4	46522	110	A725-14681	46522	108
AN515C8-6	88044	110	A13709G3	46522	109			120
AN515PB4-6	88044	107			122	A725-50065G1	46522	119
		110	A13709G4	46522	109	A729-50231G1	46522	118
		116			121	A729-50290G2	46522	118
		122	A1411	18265	091	A731-50551G1	46522	118
AN515PB6-4	88044	107			098	A731-50605G1	46522	117
		115	A14140	46522	110	A734-50836G1	46522	119
		116			119	A804-19494G1	46522	119
		127			122	A807-50238G1	46522	118
AN515PB8-6	97481	116	A14141	46522	110	A829-50248G1	46522	119
AN65-5-14	46522	120			122	A845-42553G1	46522	119
AN65-5-14	88044	107	A14997G1	46522	121	A864-14682	46522	108
AN931-3-5	88044	116	A15635G1	46522	122			121
AN931-8-13	88044	107	A15636G1	46522	122	A864-40008G1	46522	117
AN931C14-20	88044	116	A16201G1	82647	111	A864-50227G2	46522	120
AN931C16-22	70485	116	A163-13783	46522	115	A864-50890G1	46522	119
AN936A4	88044	116	A16494G1-1	46522	108	A864-50893G1	46522	119
		122	A16498G1-1	46522	109	A864-51227G1	46522	119
AN936A8	46522	122	A172-50235G1	46522	117	A869-18271G1	46522	108
AN936B10	88044	109	A176-50606G1-1	46522	117			121
		120	A17711G2	46522	120			129
A100710	70281	099	A18167G2	46522	122	A874-11650G1	46522	107
A100713	70281	100	A18167G3	46522	119			116
A100715	70281	099	A18183G1	46522	108	A874-13789	46522	107
A100720	70281	099	A186-51740G1	46522	117			116
A100722	70281	099	A18964G1	46522	108	A874-13790	46522	107
A100725	70281	112			121			116
A100730	70281	112			129	A874-15636G1	46522	109
A100731	70281	112	A221-51739G1	46522	117	A874-16380G1	46522	109
A100732	70281	114	A223-5229	46522	108	A96722	70281	100
A100735	70281	113	A249-14703	46522	121	BAS02-000	18265	059
A100737	70281	116	A249-50210G1	46522	118	BT12	73631	021
A100740	70281	106	A249-51720G1	46522	114	BT13	73631	021
A100744	70281	106	A258-51741G1	46522	117	BT14	73531	020
A100748	70281	106	A262-50758G1	46522	117	B13633	46522	121
A100750	70281	107	A267-50757G2	46522	117	B13782-1	46522	107
A100752	70281	107	A4125	79470	069			115
A100753	70281	126	A426-14708	46522	108			129
A100754	70281	114			120	B13785G1	46522	107
A100755	70281	113			121			116
A100758	70281	114			128	B140-50866G1-2	46522	118
A100764	70281	113	A426-18272G1	46522	108	B14142G2	46522	110
A100775	70281	116			119			122
A100783	70281	102			121	B14946	46522	121
A100784	70281	106			129	B14964	46522	108
A100796	70281	102	A426-50042G1	46522	120	B14979G1-1	46522	120
A100800	70281	102	A495-3056	46522	117	B1969-13777-1	46522	106
A100805	70281	102	A495-50891G1	46522	119			114
A100806	70281	107	A50913G1	46522	117			115
A100815	70281	111	A522-2106G2	46522	114			128
A100819	70281	112	A577-14679	46522	108	B172-13780-1	46522	106
A100838	70281	112	A577-17505G1	46522	121			114
A100850	70281	113	A577-50064G1	46522	119			115
A100860	70281	106	A577-50714G1	46522	118			128
A100867	70281	106	A6-1318	46522	013	B17522G1	46522	108
A100879	70281	106	A600-3013	14370	107			121
A100888	70281	106			114	B18972G1-1	46522	109
A100890	70281	113			115	B19194G1-1	46522	121
A100890	70281	113			128	B19345G1	46522	108
A100891	70281	106	A612-50601G1	46522	117	B19345G2-1	46522	108
		113	A613-13783	46522	107			121
A100892	70281	113			127	B256-50708G2	46522	118
A100893	70281	106	A653-50948G1	46522	114	B280-14648-1	46522	108
A100894	70281	113	A661-13649G5	46522	122	B2805-0060G1-2	46522	119



**FEDERAL STOCK NUMBER AND PART NUMBER INDEX**

NUMBER	CODE	PAGE	NUMBER	CODE	PAGE	NUMBER	CODE	PAGE
MS35229-30	27315	118	U200	92195	123	V4065	14959	116
MS35229-47	27315	117			123	V4066	14959	124
MS35230-63	96906	119	VEC2M	78357	126	V4067	14959	126
MS35335-32	96906	118	VEC8F	78357	126	V4068	14959	126
		120	VM911-4	72619	107	V4069	70281	123
MS35335-37	96906	117			114	V4070	01976	124
MS35644	96906	130			115	WF500	79396	003
MS35649-85	96906	117	V4001	01976	100	WWC24F1660	01843	113
MS35650-102	96906	119	V4003	07125	100	W46X5A	79470	083
MS35650-105	96906	119	V4004	07125	099	W48X5A	79470	083
MS51027-18	96906	117	V4006	07125	099	X12	76110	099
MWOENG1999-4	81336	026	V4007	07125	099	YAE14N	00761	018
M284539R91	92679	016	V4008	07125	100			092
NO35	48949	091	V4009	76665	100			101
		098			127	YAE8CN3	00761	020
NO9X	95780	109	V4010	07125	099	YAE86N3	00761	018
OTC743	75272	023			124	YAV14	00761	020
PBH00-0226	18265	129	V4012	73092	113			021
PC500	79396	003	V4013	77595	106	YAV27L1	49730	017
PEN2F	78357	111			112	YEA14N	00761	018
		124	V4018	07125	124			018
PEN8F	78357	124	V4019	76665	126	YEA14NZ	00761	018
PL113	02948	124			126	YEA14N4	00761	018
PL21C	13445	019			126	0113757	16764	017
PL21G	13445	019			127	017704071115	27315	086
PT1012	77873	006			127			087
PT87	77873	007	V4024	77595	112	017704071145	27315	087
P10022	18265	091	V4028	14959	124	017704071180	27315	087
		098	V4029	14959	124	01770407124	27315	086
P15159	18265	129	V4030	79807	112	017704072160	27315	087
P15223	18265	129			127	017704073-080	27315	086
P153	72452	007	V4031	07125	101	017704073-34	27315	087
P15609	18265	129			102	017704073-95	27315	087
P15801	18265	129			111	017704073080	27315	087
P20344	18265	129			111	017704385-13	27315	065
P20345	18265	129			124			087
P2274	18265	091			124	017704385-35	27315	087
		098			124	017904015-24	27315	071
P2379	18265	091	V4032	76665	101	017904021-6	27315	044
P4196	18265	091			112	030430002-14	27315	060
		098			112	031330003	27315	021
		129			126	0558-50629G6	27315	117
P4402	18265	091			127	0609V003	27315	027
		098			127			031
		129	V4033	07125	112	0609V004	27315	096
P4847	18265	091			125	0609V005	27315	048
		098	V4034	14959	116	0609V029	27315	025
P4999	18265	091	V4034	76665	112			059
		098	V4037	78189	102	0609V053	27315	025
P9203	18265	129	V4038	14959	116			062
P9217	18265	091	V4039	07125	112			102
		098	V4040	14959	111	0609V054	27315	025
P9588	18265	091	V4041	07125	113			059
		098	V4042	07125	125			062
		098	V4043	07125	125			062
		129	V4044	77595	112			095
					125			102
QS100M12S	08484	114			125			127
QS100M20S	08484	114	V4045	76381	112			133
QS100M36S	08484	114	V4049	07125	111			133
		114			111	0609V055	27315	040
QS100M48S	08484	114			124			093
RX1245	11406	024	V4050	78189	112			131
R32-20	90005	023			113			025
R5S	72113	052			126	0609V056	27315	031
SA96123-2	99252	099	V4051	07125	100	0609V058	27315	062
SA96128	99252	099			102	0609V077	27315	070
S0010140SS	35510	019	V4052	07125	100	0609V089	27315	034
S389-1200	78750	123			102	0609V111	27315	049
S8-7	77060	020			111			050
TFA14-1790	18265	129	V4053	76665	100	0609V112	27315	057
TYPE382	27315	135			112			049
TYPE382	57733	096	V4054	76665	102	0609V113	27315	049
T1143A	72113	052	V4054	77595	112	0609V114	27315	024
T1144A	72113	052	V4055	78189	112	0609V126	27315	058
T23826	89923	018	V4057	77595	112	0609V152	27315	025
T24	72113	052	V4059	07125	112	0609V159	27315	019
T79	72113	052	V4060	78189	112	0609V160	27315	025
U1	83144	123			112	0609V165	27315	049
U100S	92195	111	V4062	07125	101	0609V192	27315	049
		123			125	0609V194	27315	049
		128	V4063	14959	111			066
U120S	92195	123	V4064	14959	124			

**FEDERAL STOCK NUMBER AND PART NUMBER INDEX**

NUMBER	CODE	PAGE	NUMBER	CODE	PAGE	NUMBER	CODE	PAGE
		078			040	10-100J1620	27315	070
0609V200	27315	080			040	10P950	27315	040
0609V208	27315	046	0627V041	27315	040	10P957F1	27315	066
0609V210	27315	042			040	10T1107F1	27315	012
0609V211	27315	056			040	10T1124	27315	082
0609V247	27315	059	0627V043	27315	039	100	75833	021
0609V249	27315	056			040	100B	14959	107
0609070	27315	062			078	100J1750-1	27315	022
0610V068	27315	073	0627V044	27315	040	100N1113-2	27315	034
0610V072	27315	071			040	100N1355-2	27315	021
		076	0627V054	27315	045	100N1464	27315	113
0610V141	27315	045			046	100N733	27315	036
0610V175	27315	064	0627V163	27315	045	100P443	27315	061
0610V209	27315	059			046	100T163	27315	025
0610V215	27315	042	0627V169	27315	045	100T704-1	70281	127
0611V174	27315	052			046	100T710	70281	100
0621V040	27315	040	0644V114	27315	105	100T711	70281	099
0624V042	27315	020			133	100T712	70281	099
0626V002	27315	023	0660V039	27315	019	100T714	73370	010
		105	0660V053	27315	105	100T765	70281	125
0626V003	27315	048	0660V060	27315	019	100T767	70281	125
		104	0660V075	07125	132	100T775	70281	126
0626V004	27315	104	0660V075	27315	019	100T776	70281	126
0626V006	27315	019			048	100T777	70281	124
		105			094	100T778	70281	124
0626V008	27315	130			094	100T779	70281	124
0626V010	27315	105			132	100T780	70281	126
0626V023	27315	093	0660V077	27315	019	100T781	70281	125
		131			021	100T796	70281	123
0626V025	27315	011			096	100T797	70281	123
		011			101	100T798	70281	124
0626V037	27315	061			135	100821	70281	124
		128	0660V109	27315	019	100822	70281	124
0626V039	27315	048	0660V111	27315	027	100823	70281	126
		060	0660V112	27315	019	100825	70281	125
		062			022	100826	70281	127
		066			112	100827	70281	125
		095	0660V114	27315	012	100828	70281	127
		105			019	100829	70281	125
		134			092	100830	70281	127
0626V041	27315	078	0660V131	27315	093	100831	70281	125
0626V042	27315	066			131	100832	70281	127
		103	0660V144	27315	026	100833	70281	125
		103	0660V148	27315	040	100834	70281	127
0626V044	27315	036	0672V020	27315	048	100835	70281	113
0626V046	27315	012	0692V002	27315	048	100837	70281	106
0626V077	27315	066	0692V033	27315	037	100840	70281	125
		078			037	100842	70281	112
		101	0692V062	27315	074	100843	70281	101
0626V078	27315	040	0692V063	27315	075	100844	70281	101
		067	0692V067	27315	080	100849	70281	127
0626V080	27315	092	0692V071	27315	080	100918	73370	010
		131	0692V081	27315	082	101B	70411	126
0626V091	27315	045	0692V082	27315	082	101487	73370	010
0626V109	27315	066	0696V085	27315	066	101488	73370	010
		081	0698V035	27315	037	101489	73370	010
0626V111	27315	030	0698V071	27315	063	101493	73370	010
		050	076902	95573	024	1015-595-5614		005
		067	079603	95573	025	10262	89923	012
		078	0809V055	27315	021	10306	89923	002
0626V112	27315	082	0844V114	07125	113			002
		067	0846V078	27315	034			004
		078	0860V053	27315	021	10314	89923	002
		082	0860V055	27315	021			008
0626V115	27315	067	0860V057	27315	021			014
0626V128	27315	052	0860V146	27315	022			015
0626V129	27315	042	086534	95773	025	10315	89923	021
		063	09079-1024-12	78553	110	10317	89923	017
		067	0909V	27315	019	103629	73370	010
		082	091250082	27315	025	104B	14959	126
		082	100J1142	27315	031	104018	73370	010
0626V130	27315	047	1-978T8	27315	019	104071	73370	010
		051	10P957	27315	066	10428	73370	010
0626V131	27315	054	10T1085	27315	075	10430	89923	004
		066	10T1085F1	27315	075			004
0626V132	27315	057	10T1142	27315	048			005
		058	10T1186	27315	054			007
0626V512	27315	072	10T1188	27315	048			007
0627V023	07125	102	1T483	27315	048	1045V008	27315	046
		103	1Y484	27315	048	105X5	79470	029
0627V025	27315	011	1T484T1	27315	048			029
0627V040	27315	039	10-100J1142	27315	031			029

**FEDERAL STOCK NUMBER AND PART NUMBER INDEX**

NUMBER	CODE	PAGE	NUMBER	CODE	PAGE	NUMBER	CODE	PAGE
		029	11P975	27315	076	12069	89923	092
		029	11P975F1	27315	076	120898	86403	061
		029	11T728	27315	071	1210-61	02570	124
		030			076	1210-8-8	02570	116
		030	11X23	27315	051	12111	89923	005
		030	11X23F1	27315	051	12113	89923	001
		030	110B	14959	113			002
		062	11014	89923	008	1217TS	29883	049
		069			010	12175	89923	099
10518	89923	041			014	1222	79396	003
10519	89923	016			015	12228	89923	007
10551	89923	001			016	12244	89923	002
		006			021	12298	89923	002
10575	89923	005	11077	89923	005	1230	79396	005
		005	1110X10	79470	006	12319	89923	001
10578	89923	015	1110X5	79470	030			002
10623	89923	010			086	12384	89923	130'
10629	89923	017			086	1251	24455	019
10712	89923	008	11116	89923	017			021
10726	89923	002	1117478	16764	016			089
		006	1118-00	78189	111	12572	89923	017
		006			123	126434	86403	061
		015	1118558	16764	017	1264390	74865	061
		015	1118850	86403	060	126687	89923	014
		016	1119756	16764	017	12728	89923	008
		041	11198	89923	005	12889	89923	017
10727	89923	005	11220	89923	002			018
10729	89923	008			002	12951	89923	006
		013			008	13-1000J1142	27315	032
		013	11243	89923	002	13-14N706	27315	060
		020	11255	89923	001	13P375	27315	054
10753	89923	017	11314	89923	015	13P426F1	27315	024
10735	89923	016	11322	89923	001	13T213C1	27315	058
10763	89923	017			014	13T216C1F1	27315	057
10776	73370	010	11377	89923	041			058
10808	89923	017	114	99252	099			090
10829	89923	008	115	99252	099	13T249	27315	012
10838	89923	005	11504	89923	041	13T286	27315	044
		005	11557	89923	015	130	79470	008
10839	89923	001	11567	89923	003	13012	89923	002
		003	11571	89923	013			002
10894	89923	016			014			008
1091	75165	008	11585	89923	026			008
10936	89923	010	11598	89923	010	13091	89923	005
		014			015	13097	89923	005
10940	89923	005			015	13134	89923	018
		006			015	13136	89923	008
		006			041	13276	89923	013
		008	116B	14959	107	13407	89923	018
		007			116	13458	89923	006
		008			116	13553	89923	002
		010	11642	89923	016	13669	89923	003
		015	11698	89923	092	13716	89923	008
		015			099	13737	89923	018
		016	11879	89923	001			019
		041			006	13825	89923	012
11-100J1142	27315	031	11927	89923	009	13852	89923	002
11-100J937	27315	031	11928	89923	010	13894	89923	002
11-2294	79396	003	11930	89923	001	14-100J1142	27315	031
11-914P11	27315	023			041	14J350	27315	062
11J1032F1	27315	045	12-100J1142	27315	032	14J350F1	27315	062
11J1162	27315	056	12-979T7	27315	020	14J542	27315	059
11J1162F11	27315	056	12J344F1	27315	044	14J542F1	27315	059
11J1197	27315	042	12J345	27315	043	14N359	27315	025
11J1197F2	27315	042	12J345F1	27315	043	14N440	27315	062
11J1199	27315	053	12J432	27315	042	14N440F2	27315	061
11J1327	27315	045	12J432F1	27315	042	14N559	27315	096
11J1328F1	27315	045	12N262	27315	051	14N559F1	27315	096
11J1332F1	27315	043	12N262F1	27315	051	14N703	27315	061
11N1044	27315	039	12T261	27315	042	14N703F1	27315	061
11N1108	27315	046	12T262	27315	042	14N706	27315	060
11N1108F1	27315	046	12T263	27315	043	14N706F1	27315	060
11N1293	27315	050	122194	72113	052	14N711F1	27315	061
11P1106	27315	076	122195	72113	052	14N842	27315	049
		076	12Z60	27315	043	14N860	27315	019
11P1106F1	27315	076	120A	99252	099	14N874	27315	093
		076	120B	30327	021	14N875	27315	093
11P1113	27315	048	1203	24455	022	14N951	27315	128
11P1114	27315	048	1204-00	78189	107	14N951F1	27315	127
11P1245	27315	057			115			132
11P855	27315	050	12067	89923	002	14N952	27315	127
11P856	27315	050			014	14N952F1	27315	127

**FEDERAL STOCK NUMBER AND PART NUMBER INDEX**

NUMBER	CODE	PAGE	NUMBER	CODE	PAGE	NUMBER	CODE	PAGE
14P1284	27315	101	16P1391	27315	022			072
14P1286	27315	059	16P1492	27315	022			072
14P1384	27315	092	16P1605	27315	102			081
14P1388	27315	107	16P6113	27315	113			082
14P1394	27315	061	16P1625	27315	022			082
14P1444	27315	131	16P1733	27315	130			083
14P676	27315	093	16P22C3	27315	037			084
		102	16P622C3	27315	037			084
		131			089	1612B	95879	006
14P677	27315	025	16P768	27315	083			024
14P678	27315	093	16P774	27315	059			024
		131	16T1050	27315	006			024
14P682	27315	062	166T1386	27315	028			063
14P682F1	27315	062	16T11394	27315	011	1612BL	95879	063
14P762	27315	061	16T1394F-1	27315	011	16275	89923	003
14P822	27315	061	10T1476	27315	022	16277	89923	004
14T1001	27315	019	16T1584	27315	011	16391	89923	013
14T1005	27315	101	16T1606	27315	019	16446	89923	018
14T0041	27315	128	16T1607	27315	019			041
14T0052	27315	128	16T1609	27315	018	16631	89923	015
14T446	27315	071	16T1613	27315	011	16728	89923	091
14T680	27315	060	16T1804D1	27315	106	1683	24455	026
14T681	27315	097	16T1804D2	27315	106			089
14T686	27315	062	616T1834	27315	130	16950	89923	015
14T708	27315	013	616T1974	27315	130	16961	89923	011
1424D6	27315	012	16T483	27315	028			017
1401V001	27315	068	16T493	27315	130	16963	89923	016
14065	89923	002	16T494	27315	037	16964	89923	016
14146	89923	001			037	17-100J1142	27315	029
14175	89923	004			089	17-914P11	27315	023
14297	89923	001	16T497	27315	037	17H106	27315	081
		014	16T519	27315	066	17H281	27315	078
14320	89923	015	16T568	27315	011	17H296	27315	069
145	79470	034	66T568F1	27315	011	17N481	27315	056
14537	89923	005	16T632	27315	027	17T185	27315	024
14564	89923	005	16T650	27315	059	17T194	27315	060
		016	16T672	27315	026	17T201	27315	067
14683	89923	021	16T675	27315	059	17T205	27315	081
14842	89923	004	16T758	27315	066			081
14843	89923	001	16T759	27315	066	17T206	27315	073
		015	1610BL	27315	049	17T207	27315	080
14890	89923	004			052	17T216	27315	069
14909	89923	004	1610BL	95879	024	17T224	27315	072
15-100J1142	27315	031			042	17T225	27315	067
15-914P11	27315	023			042			086
15N321	27315	063			042	17T231	27315	081
15N352F1	27315	062			043	17T233	27315	012
15N321F2	27315	067			043	17T244	27315	072
15P801C1	27315	060			044			073
15P801C1F1	27315	060			044			081
15T1804	27315	036			046			081
15T743	27315	071			046			081
15T804F1	27315	036			047			090
15T820	27315	060			050	17T248	27315	063
15T820F1	27315	060			050			067
15T831	27315	079			052			090
15T832	27315	080			052	17T249	27315	063
15T892	27315	079			052	17T264	27315	083
		079			052	17T27	27315	050
15T892F1	27315	079			053	17T286	27315	080
		079			053	17T313	27315	044
1525-8	88382	124			054	17T341	27315	045
1536514	70040	041			055	17T5	27315	070
15534	89923	018			075			075
1567363	70040	041			055	1708-00	78189	110
1569659	70040	041			055	17154	89923	017
15914	89923	041			057			023
16-100J1142	27315	029			057	17162	89923	008
16-100J1605	27315	070			057	17321	89923	005
16-1606F1	27315	022			057			010
16J424	27315	037			061	17470	89923	004
16N295	27315	059			061	17610	89923	006
16N426	27315	087			062	17611	89923	006
16N481F1	27315	056			062			008
16N482	27315	056			064	17706	89923	001
16N482F1	27315	056			068			003
16N676F1	27315	070			068	17708	89923	003
16N691	27315	059			068	17754	89923	001
16P1162	27315	042			068			007
16P1199F1	27315	037			068	17792	89923	005
16P1240	27315	011			068	17901	89923	005
16P1250	27315	079			072	18-100J1142	27315	028

**FEDERAL STOCK NUMBER AND PART NUMBER INDEX**

NUMBER	CODE	PAGE	NUMBER	CODE	PAGE	NUMBER	CODE	PAGE
18-948D256	27315	045			080	18T6326	27315	057
18H164	27315	074			090	18T6330	27315	026
18H164F1	27315	074	18T3233	27315	080	18T6721	27315	009
18H3892D19	27315	063	18T3234	27315	081	18T6722	27315	009
18H4144D16	27315	069	18T3253	27315	057	18T6908	27315	130
18H4144D7	27315	023			058	18Z688	27315	095
18H4146D6	27315	020			090			104
		021	18T3255	27315	057			133
18H4146D7	27315	020	18T3296C1	27315	074			133
18H4147D81	77900	023	18T3296C3	27315	072			135
18H4165D6	27315	020			076	18030	89923	006
18N242F1	27315	061			090	18047	89923	015
18P1043	27315	048	18T3321	27315	072	18167G2	46522	110
18P1043F1	27315	048	18T3322	27315	072	18213	89923	004
18P1044	27315	048	18T3323	27315	072	18559	89923	001
18P1265D11	27315	012	18T3324	27315	072			005
18P1451	27315	056	18T3325	27315	072	18694	89923	002
18P1452	27315	056	18T3326C1	27315	072			015
18P1734	27315	130	18T3327C1	27315	072	18720	89923	001
18P1835	27315	130	18T3333	27315	065			004
18P450	27315	065			090	1872618	16764	016
18P707	27315	057	18T3352F1	27315	069	18907	89923	001
18P805	27315	048	18T3354	27315	028			014
18P877	27315	060	18T3357	27315	028	18939	89923	014
18P929D12	27315	040	18T3368	27315	057	18941	89923	014
18P929D16	27315	040			058	18990	89923	015
18P931D112	27315	062			090	18992	89923	014
18P931D160	27315	072	18T339	27315	056	18994	89923	001
18P931D192	27315	062	18T3483	27315	040			014
18P933D128	27315	056			090	18995	89923	014
18P933D130	27315	047	18T3485	27315	040			015
18P933D192	27315	056	18T3486	27315	040	19-100J1142	27315	028
18P933D316	27315	050			040	19-62	70281	112
18P935D64	27315	083			090	19-914P11	27315	023
18P943D64	27315	072	18T3488F1	27315	037	19F47D3	27315	075
18P948D230	27315	050			037	19F5012	27315	039
18T53D312	27315	055			089	19F5014	27315	080
18T968D8	27315	082	18T3563	27315	094			080
18T11	27315	078			094	19F5015	27315	086
18T12	27315	053			132	19F5022	27315	047
		057			132	19F5026	27315	046
		082	18T3606	27315	073			054
		090			073	19F5028	27315	053
18T13	27315	054			074	19F50D7	27315	077
		054			076			080
		081	18T3606C1	27315	073	19F50D9	27315	078
		081			074			086
		081			076	19F52D10	27315	060
		090	18T3612	27315	037	19F52D11	27315	085
18T145	27315	050	18T3704	27315	030	19F52D14	27315	078
		081	18T3783	27315	056	19F52D16	27315	077
		090	18T3801	27315	073	19F52D19	27315	046
18T1539	27315	069	18T3813	27315	012	19F52D24	27315	086
18T20	27315	042	18T3926	27315	030	19F52D8	27315	077
		090	18T3948	27315	030	19F52D9	27315	086
18T2242	27315	050	18T4118	27315	063	19F54D10	27315	065
18T2347	27315	060	18T4204	27315	012	19F54D9	27315	065
18T2572	27315	057	18T4280	27315	067			077
18T2815	27315	024	18T4374	27315	068			077
18T2887	27315	024	18T7381	27315	052	19F55D9	27315	077
18T3019	27315	044	18T7381F1	27315	052	19F57D10	27315	072
		090			089			077
18T3207	27315	058	18T4521	27315	067	19F57D28	27315	060
18T3224	27315	073	18T4548	27315	069	19F57D35	27315	065
		073	18T4625	27315	046	19F57D6	27315	047
		073	18T4760	27315	044			070
		074	18T4761	27315	044	19F59D37	27315	065
		076	18T4862	27315	048	19F59D40	27315	007
		076	18T4863	27315	048	19F63D11	27315	054
		090	18T4899	27315	025	19F66D11	27315	047
18T3225	27315	073	18T5310	27315	009	19F66D25	27315	077
18T3226	27315	072	18T5339	27315	056	19F66D34	27315	070
		081	18T5918	27315	061	19F66D58	27315	055
18T3227	27315	073	18T5958	27315	081	19F69D3	27315	047
		073	18T6109	27315	049	19F6908	27315	043
		073	18T6110	27315	049	19F74D23	27315	053
		074	18T6118	27315	049	19P107	27315	024
		076	18T6150	27315	050	19P1264D2	27315	045
		077	18T6160	27315	045	19P177	27315	049
		090	18T6235	27315	071	19P71C1	27315	058
18T3230	27315	074	18T6237	27315	071	19P73C1	27315	057
18T323C1	27315	073	18T6313	27315	069	19P81	27315	043





**FEDERAL STOCK NUMBER AND PART NUMBER INDEX**

NUMBER	CODE	PAGE	NUMBER	CODE	PAGE	NUMBER	CODE	PAGE
20T4871	27315	092			039			056
		098			077			059
20T5263	27315	083	2040-361-5044		036			064
20T54575D2	27315	078	20413	89923	008			077
20T5688	27315	024	20428	89923	008			079
20T5703	27315	053	2044V005	27315	075			079
		053	20448	89923	002			082
20T5944D2	27315	093	2045V001	27315	012			094
20T6430	27315	096			019			104
		101			022			132
		135			048	2045V009	27315	057
20T6431	27315	092			085	2045V010	27315	083
		098			096	2045V014	27315	047
		130			104			047
20T6432	27315	091			105	20469	89953	007
		098	2045V002	07125	103	2047V003	27315	023
20T6432F1	27315	091			103	20482	89923	021
		098	2045V002	27315	011	2049V002	27315	011
20T6440	27315	091			011	2049V003	27315	038
		098			025			038
20T6460	27315	009			030			038
20T6684	27315	104			064			038
		133			077	2049V005	27315	039
20T6685	27315	133			093			071
20T6707	27315	025			131			073
20T82	27315	083			133			077
20T87	27315	090	2045V003	27315	012			077
20Z14	27315	093			025	2049V007	27315	071
		131			026		27315	073
20Z289D3	27315	061			030			077
		061			037			077
20Z28906	27315	128			039			077
20Z319D10	27315	097			062			077
20Z319D3	27315	097			062			079
20Z338	27315	043			063	2049V008	27315	053
20Z377D3	27315	094			064	2049V500	27315	045
		132			066			046
20Z40D13	27315	095			071	205A	99252	099
20Z40D13	45722	133			073	2054V007	27315	060
20Z42D10	45722	135			076	20559	89923	008
20Z42D3	27315	027			077	2061V005	27315	063
20Z480D24	62814	025			078			064
20Z541	27315	024			094	2061V007	27315	067
20Z564	27315	043			095			085
20Z626D68	27315	042			097	2061V008	27315	064
20Z7D3	27315	050			103			066
20Z708	27315	094			103			094
		132			104			104
200X5	79470	027			133			132
2004V008	27315	059			133	2061V009	27315	066
2004V009	27315	052			133	2049V010	27315	083
2007V007	27315	026			133	2061V011	27315	077
2007V007	27315	047	2045V004	27315	070	20632	89923	015
2007V008	27315	053	2045V005	27315	024	2065V001	27315	012
20122	89923	009			034	2065V003	27315	007
2015V003	27315	078			039			038
20183	27315	027			045	2065V005	27315	066
20183	89923	002			047	2065V006	27315	038
202F	48151	114			049			038
2020V011	27315	057			052			039
2022V003	27315	078			057	2065V007	27315	064
2022V007	27315	047			078			071
20265	89923	004			079	2065V008	27315	063
20266	89923	004			079	2065V010	27315	066
2027V007	27315	079	2045V006	27315	030	2077V007	27315	077
20287	89923	041	2045V007	27315	009	20888	89923	021
2029V008	27315	043			019	209	99252	099
		053			025	21-100J1142	27315	029
		053			030	21-100J11434	27315	031
		064			039	21-100N1355	27315	022
2029V010	27315	043			045	210066	73962	030
2029V011	27315	069			063			059
2029V016	27315	024			064	21Z1	27315	026
2029V018	27315	053			064	21Z151	75535	104
		053			075	210	99252	099
2035V005	27315	019			079	211	99252	099
2036V003	27315	019			085	21179	89923	014
2036V004	27315	019	2045V008	27315	043	21291	89923	008
2036V005	27315	019			043	214-8297	70485	124
		021			049	21416	89923	016
		077			050	2145V003	27315	021
2037V005	27315	019			053	2145V007	27315	052

FEDERAL STOCK NUMBER AND PART NUMBER INDEX

NUMBER	CODE	PAGE	NUMBER	CODE	PAGE	NUMBER	CODE	PAGE
21516	89923	006	2201V103	27315	075			052
21589	89923	004	2201V104	27315	047			052
21595	89923	008			048			052
2161V003	27315	063			055			053
	89923	018			070			053
		018			077			054
		092	2201V110	27315	055			055
		101	2201V120	27315	043			055
21714	89923	003			043			055
21804	89923	001			047			055
		014			053			057
21850	89923	003	2201V122	27315	024			057
21851	89923	003			057			057
21852	89923	003			065			057
21853	89923	003	2201V124	27315	053			059
219T19	27315	057			053			062
22EN616	84460	099	2201V137	27315	043			064
22NE420	84460	124	2201V145	27315	046			068
22N273	27315	025	2201V147	27315	043			068
220T19	27315	049	2201V149	27315	053			072
		050			054			082
22T6685	27315	104	2201V150	27315	043			083
2201V003	27315	012			053			084
220V1V0055	27315	065	2201V151	27315	054			089
2201V017	27315	039			065	2402V003	27315	130
		046			085	2406	03743	021
		068	2201V152	27315	054	2406V152	27315	044
		070	2201V155	27315	043	2408V001	27315	060
		075			054			062
		078	2201V160	27315	047			083
2001V024	27315	045			053	2408V002	27315	043
2201V033	27315	007	22013001-14	27315	069			067
		039	200130043-030	27315	086			068
		039	220430043-048	27315	086			068
		039	2210-1032-08-13	26522	117			083
		039	22191	89923	007	2409V003	27315	130
		046	22265	89923	017	24124	89923	006
		053	22640	89923	021	2414V001	27315	062
		065	2292	79396	003			068
		077	23-100J1142	27315	029	2414V002	27315	084
		080	23J176	27315	064	2414V017	27315	068
		080	23J176F1	27315	064			068
		085	23J179	27315	063	2415V017	27315	009
2201V037	27315	077	23J179F1	27315	036	2416V001	27315	061
2201V040	27315	072	23J192	27315	064	2416V020	27315	003
2201V049	27315	070	23J192F1	27315	064	2417V024	27315	130
		075	23J203	27315	063	2419V001	27315	085
2201V051	27315	046	23J203F1	27315	063	2419V004	27315	062
		060	23N190F1	27315	059	2419V008	27315	030
		071			089	2419V010	27315	030
		080	230	79470	002	2419V014	27315	062
		080			006	2419V026	27315	064
2201V053	27315	060			013	2419V035	27315	043
2201V055	27315	043			089	2419V037	27315	084
		054	23036	89923	018	2419V038	27315	068
		071	23104055-18	27315	022			068
		085	23104067-20	27315	020			085
2201V056	27315	067	23134	89923	018	2419V042	27315	084
2201V063	27315	095	23135	89923	018	2419V044	27315	084
		133	2319	13445	022	2419V046	27315	068
2201V065	27315	065	2321	13445	021	2419V047	27315	068
		075	232104055-20	27315	020	2419V049	27315	068
		077	232104067-10	27315	020	2419V052	27315	085
		077	234X5	79470	027	2419V056	27315	068
		077			036			068
		077	23555	27315	002	2419V134	27315	004
		080			027	241922	84092	044
		091	23555	89923	027	242V002	27315	130
2201V067	27315	065	24-100J1142	27315	029	2422V001	27315	034
		071	24J456	27315	131	2423V001	27315	034
		077	24N137	27315	025			065
2201V072	27315	043	2401V001	27315	024			086
		069			042	2423V003	27315	060
2201V083	27315	060			044	2423V005	27315	023
		070			046			092
		071			046			131
		077			047	2423V005	89923	015
2201V086	27315	007			049	2423V008	27315	071
		047			050	2423V005	27315	071
		065			050	2425V002	27315	031
2201V102	27315	054			051	2442V023	27315	130
		077			051	2450V044	27315	068

FEDERAL STOCK NUMBER AND PART NUMBER INDEX

NUMBER	CODE	PAGE	NUMBER	CODE	PAGE	NUMBER	CODE	PAGE
24771	89923	005	2530-394-6046		035			131
24773	89923	005	2530-425-7897		083	27J417	27315	095
24775	89923	005	2530-425-8154		059			133
24776	89923	001	2530-463-7814		035	27J457	27315	131
		005			073	27N1281	27315	095
24828	89923	003	2530-496-3309		027			133
24902	89923	007	2530-521-5672		033	27N1288	27315	104
24906	69923	001			036	27N1289	27315	094
		005	2530-649-8534		025			132
24907	89923	001	2530-652-9921		024	27N1290	27315	104
		001	2530-652-9922		024	27N1291	27315	105
24909	89923	001	2530-694-0656		061	27N1292	27315	103
		001	2530-734-2815		061	27N1293D1	27315	095
		001	2540-020-2181		117			133
24919	89923	001	2540-002-8640		107	27N1293D2	27315	095
24947	89923	015			116			133
24969	89923	009	2540-303-3567		108	27N1294	27315	104
24976	89923	009			121	27N1295	27315	095
24994	89923	014	2540-303-3571		109			133
24995	89923	014			122	27N1296	27315	104
24996	89923	014	2540-338-3539		110	27N1297D1	27315	103
25-100J1142	27315	028			122	27N1297D2	27315	103
25-40015	27315	048	2540-508-6341		122	27N1298	27315	103
25N280	27315	072	2540-555-9230		107	27N1299	27315	094
25P605	27315	072	2540-678-3447		119			132
25P794	27315	045	2540-802-7427		117	27N1300	27315	095
2506V159	27315	044	2540-866-3648		115			133
25072	89923	012			127	27N1301	27315	104
2510	79396	003	2540-887-5650		118	27N1302	27315	104
25110	89923	020	2540-887-5651		116	27N1304	27315	095
2511V121	27315	073	2540-888-2822		118	27N1306F1	27315	091
		073	2540-940-8917		096			098
		073	2540-975-8490		111	27N1306F2	27315	131
		074			123	27N1307	27315	104
		076	2540-975-8491		128	27N1308	27315	104
		076			123	27N1309	27315	103
25165	89923	009	25573	89923	014	27N1310	27315	103
2517V298	27315	095	2558-4-15	00624	009	27N1311	27315	104
		133	2558-4-45	00624	009	27N1313	27315	103
2517V299	27315	104	2558-6-45	00624	011	27N1314	27315	103
2520-272-7965		071			011	27N1315	27315	103
2520-288-2771		079			011	27N1316	27315	103
		079	25617	88923	014	27N1316-6	27315	103
		079	25645	89923	004	27N1317	27315	095
		079	25695	89923	014			133
		089	25751	89923	092	27N1318	27315	095
2520-374-0651		067			100	27N1319	27315	095
2520-374-0652		063	25752	89923	014			133
2520-374-0653		063	25795	27315	045	27N1320F1	27315	094
2520-425-7881		024	25824	89923	020			132
2520-649-8515		023	25825	89923	020	27N1321	27315	095
2520-734-2814		061	25852	89923	041			133
25228	89923	010	2590-557-8527		109	27N1322	27315	095
25291	89923	003	2590-865-2960		114			133
2530-033-5144		033	2590-865-2961		115			133
2530-090-5890		029	2590-686-8009		115	27N1323	27315	094
2530-164-1968		061	2590-886-8010		115			132
2530-164-9071		074	25944	89923	006	27N1324D1	27315	094
		076	26-100J1142	27315	028			132
2530-316-7061		037	26-106	70281	100	27N1324D2	27315	093
		037			112			132
		089			126	27N1342	27315	095
2530-318-8903		035	2604	91535	029			134
2530-322-6410		083	2606	14959	126	27N1405	27315	133
2530-322-6411		085	2611	13445	019	27N1444	27315	133
2530-322-6412		085	26165	89923	014	27N512	27315	025
2530-352-9270		034	26758	89923	099	27P1041	27315	026
2530-353-3039		033	26895	89923	023	27P1304	27315	104
2530-374-0650		086	26907	89923	005	27P1520	27315	093
2530-374-0684		035	26908	89923	005			131
		079	26955	89923	006	27P1589	27315	131
2530-374-2211		029	27-100J1142	27315	028	27P1590	27315	131
		029	27-1281	27315	104	27P1593	27315	105
		089	27J406	27315	093	27P1600	27315	105
		062			102	27P1601	27315	105
2530-377-4542		061	27J407	27315	093	27P1602	27315	105
2530-378-7704		034			102	27P1603	27315	095
2530-384-0978		035			102			105
2530-391-4341		073	27J412	27315	102			134
		076	27J413	27315	102			134
		061	27J414	27315	093	27P1604	27315	095
2530-392-4042		061	27J415	27315	104			105
2530-393-6743		025	27J416	27315	093			134

FEDERAL STOCK NUMBER AND PART NUMBER INDEX

NUMBER	CODE	PAGE	NUMBER	CODE	PAGE	NUMBER	CODE	PAGE
27P1605	27315	104			105	2815-200-0066		004
		128			105	2815-214-2083		012
27P1606D1	27315	104			129	2815-310-8300		001
27P1606D2	27315	104			134	2815-316-8307		002
27P1607	27315	102			134	2815-415-2818		007
27P1608	27315	102			135	2815-580-2442		008
27P1609	27315	094	27Z147D2	30778	095	2815-580-2447		001
		132			096			006
27P6110	27315	094			096	2815-585-0535		008
		133			097	2815-772-7686		008
27P1611	27315	095			105	2815-775-7721		005
		133			105	2815-779-6012		001
27P1612	27315	095			105	2815-779-6014		005
		134			129	2815-779-6015		001
27P1613	27315	095			134			005
		134			134	2815-786-5225		001
27P1614D1	27315	094			135			001
		133	27Z148	78252	103	2815-788-1033		006
27P1614D2	27315	094			104	2815-798-3533		006
		133	27Z149D1	78252	103	2815-798-3534		006
27P161501	27315	094	27Z149D2	78252	103	289	70485	117
		132	27Z150	78252	103	29-1K	72113	052
27P161502	27315	094	27Z152	70281	103	29-100J1142	27315	028
		133	27Z153	70281	103	29-115	07847	114
27P1626D1	27315	026	27Z154	96114	103	29-72-120	70281	106
27P1626D2	27315	026	27Z155	96114	103	29-72-144	70281	114
27P1627	27315	104	27Z156	78252	103	29-72-70	92798	114
27P1628	27315	093			103	29-74-101-2	70281	125
		131	27Z157	78252	133	29-74-14	70281	126
27P1629	27315	095	27Z158	96114	103	29-74-20	70281	125
		134	27Z159	96114	103	29-83-12	70281	106
27P1630	27315	096	27Z160	82642	095	29N330	27315	048
		134			134	29N348	27315	070
27P439F1	27315	093	27Z161	82642	096	29P1189	27315	073
		131			134	29P1194	27315	072
27T71215	27315	095	27Z165	82642	095	29P922	27315	036
		133			134	29T1474	27315	068
27T1301	27315	102	27Z166	82642	096	29T1506	27315	074
27T1302	27315	102			134	29T1560	27315	060
27T1304	27315	093	27Z167	82642	095	29T1642	27315	081
		131			134	29T1663	27315	069
27T1305	27315	094	27Z2730	27315	104	29T1777	27315	070
		132	27158	89923	005	29T1795	27315	073
27T1306	27315	095	273152 201V065	27315	098	29T919	27315	075
		133	27452	89923	003	29WP51-1ACM	96139	021
27T1309	27315	104	27453	89923	003	2910-066-1247		098
27T1310	27315	128	27457	89923	017	2910-239-7647		010
27T1312F1	27315	104	27458	89923	017	2910-324-7658		011
27T1325	27315	094	27464	89923	014	2910-374-8124		069
		133	27465	89'23	014	2910-377-5550		005
27T1346	27315	133	27467	89923	011	2910-393-5987		010
27T629	27315	094	27468	89923	010	2910-423-5518		110
		132	27469	89923	011			119
27T629F1	27315	094	274936	16764	016			122
		132	274943	16764	016	2910-445-4880		010
27T686	27315	132	27561	89923	016	2910-447-9450		010
27T716	27315	095	27562	89923	017	2910-580-8425		001
		133	27563	89923	016			007
27T789	27315	104	27574	89923	005	2910-628-5169		007
27T944	27315	094	27575	89923	008	2910-651-8550		010
		132	27593	89'23	016	2910-654-3518		007
27T949	27315	093	27594	89923	016	2910-658-7357		010
		0102	27659	0b923	092	2910-735-40014		111
		131			J01			124
27T954	27315	093	27660	89923	092			129
		131	27828	89923	018	2910-752-9138		130
27T989	27315	094	27860	89923	008	2910-767-7870		010
		132	28-10J1142	27315	028	2910-779-5981		009
27025	27315	131	28-829	70485	107	2910-779-5982		009
27Z138	82642	105	280A154	72452	023	2910-779-5983		009
27Z139	82642	105	280A806	72452	023	2910-779-5984		009
27Z14D2	30778	134	280A905	72452	042	2910-779-5985		009
27Z140	82642	105	280B904	72452	042	2910-779-5986		009
27Z141	82642	105	28021	89923	101	2910-820-2279		010
27Z142	82642	105	28024	89923	099	2910-830-0154		010
27Z144	27315	102	2805-510-4234		001	2910-861-6890		010
27Z144	78252	104			006	2910-864-0160		099
27Z146D1	70281	103	28054	89923	018	2910-885-5649		099
27Z146D2	70281	103	28055	89923	101	2910-960-7181		009
27Z147D1	30778	095	28056	89923	018	2920-022-1119		016
		095	2815-171-7233		001	2920-302-6499		016
		097			002	2920-350-4818		019

**FEDERAL STOCK NUMBER AND PART NUMBER INDEX**

NUMBER	CODE	PAGE	NUMBER	CODE	PAGE	NUMBER	CODE	PAGE
2920-353-9851		117	2990-976-0842		123	32Z312	27315	026
2920-555-2813		017	2990-976-0843		124	32Z313	27315	027
2920-672-6108		021	2990-976-0845		102	32Z315	27315	027
2920-585-5212		017	2990-976-0846		102	320H684D9	27315	049
2920-678-9813		017	2990-976-3027		123	33N170	27315	051
2920-706-7499		116	3-0-1-2	03743	021	33N170F1	27315	051
2920-712-1259		016	3-1000J1142	27315	031	33N171	27315	051
2920-740-6100		017	3-14T446	27315	071	33N171F1	27315	051
2920-860-5363		017	3-1555	70628	109	330130001-018	27315	062
		023	3-1555	79628	121	330130001-029	27315	062
2920-976-0844		023	3-914P11	27315	093	3306X4	79470	030
29212	89923	130	30Z30D2	27315	049	33457	89110	021
2930-096-6031		001	30031D2	27315	049	34-8	70281	095
		014	30Z31D4	27115	049			103
2930-298-6342		001	30-100J1142	27315	028			104
		014	30-168-30	70281	111			129
2930-534-5646		013	30Z1D3	27315	065			134
		013	30Z25D1	27115	006	3400X2	79470	118
2930-569-4661		125	30Z29	27316	050	34816	16764	016
2930-500-2441		001	3020-231-8709		060	3515V009	27315	133
		014	3020-252-7357		060	35298	81321	005
2930-515-5333		001	3020-275-6933		024	36Z151	27315	002
		014			088	3611V005	27315	020
2930-585-0534		001	3020-585-5502		042			049
		014			042	3611V007	27315	128
2930-599-5733		001			088	3611V010	27315	050
		014	30281	89923	008	3611V011	27315	086
2930-715-5333		014	3030-569-3463		015	3612V001	27315	070
2930-830-8778		015	3030-585-5178		092	3612V003	07125	103
2930-871-3753		013			100			134
2930-896-8841		014	3030-798-3478		130	3612V004	27315	097
2930-896-8842		015	3040-057-5258		016			103
2930-953-2069		014	305H16C1	27315	065	3612V005	27315	078
2940-141-9026		003	308246	86403	061	3612V006	27315	072
2940-142-0130		091	31-62-121	73948	127			086
		098	31-73	46522	125	3612V007	27315	091
2940-307-7344		098	311	84760	007			098
2940-334-9568		010			010	3612V008	27315	060
2940-354-9136		003	3110	51240	112			081
2940-580-5325		003	3110-155-6627		049	3612V009	27315	056
2940-654-3519		001	3110-198-1320		036			067
		005			036			069
2940-694-0936		003			036			078
2940-709-2812		003			089			081
2940-771-3672		000	3110-967-8632		093	3612V010	27315	067
2940-775-0138		001			094	3612V011	27315	083
		003			097	3612V012	27315	081
2940-786-6306		005	3120-355-0112		024	3612V014	27315	076
2940-787-6399		005	3120-715-0586		117	3612V015	27315	081
2940-788-1115		091	313	14455	019	3612V019	27315	056
		098	31527T686	27315	094			057
2940-875-9576		129	318H310	27315	039	3612V021	27315	044
2990-004-2963		012	32-15	70281	100	3612V023	27315	082
2990-065-1507		114			112	3615V004	27315	105
2990-294-6508		037			126	3615V005	07125	132
2990-333-1582		100			129	3615V005	27315	132
		120	32H94	27315	042	3615V007	27315	130
		129			051	3615V008	27315	026
2990-358-5725		099			089			093
2990-374-8486		114	32N42C1	27315	026			131
2990-425-8250		037	32P108D1	27315	026	3615V009	27315	026
2990-507-3307		108	32P108D2	27315	026			095
2990-545-2413		107	32T192	27315	045			095
		115	32T225	27315	031			133
		115	32T245	27315	059			134
		129	32T281	27315	074			070
2990-567-1817		109	32T435	27315	093	3615V010	27315	007
2990-567-1819		109	320100	27315	027	3615V011	27315	050
2990-567-1824		108	320101	87084	127			081
2990-597-5970		012	320136	27315	135			101
2990-604-3577		116	320137	27315	135			032
		114	32X314	27315	026	3615V012	27315	020
		115	32Z119	27315	026	3615V013	27315	025
		128	32Z122	27315	026			032
2990-630-1772		012	32Z186	27315	026			032
2990-652-9926		018	32Z219	27315	027			050
2990-779-5987		012	32Z296	87084	096			056
2990-797-7044		120	32Z297	870d4	127			058
2990-802-7356		117	32Z301	23315	026			064
2990-802-7393		117	32Z309	27315	027			064
2990-805-3261		117	32Z310	27315	026			067
2990-957-0178		125	32Z311	27315	027			

FEDERAL STOCK NUMBER AND PART NUMBER INDEX

NUMBER	CODE	PAGE	NUMBER	CODE	PAGE	NUMBER	CODE	PAGE
		069	38-110	08484	106	3810-321-8905		057
		076	38-114	78570	111	3810-343-0169		059
		081	38-119-111-2	70281	123	3810-352-4790		071
3615V015	27315	042	38-119-15	70281	123			076
		044	38-119-21	70281	123	3810-352-4798		074
		044	38-120	79260	106	3810-352-4800		050
		047	38-127	78357	112			081
		049			126			090
		050	38-130	08484	106	3810-352-4807		072
		056	38-134	14959	107			076
		056	38-168-74	70281	111			090
		056	38-201-22	70281	111	3810-352-4821		038
		056	38-201-96	70281	111			038
		057	38-202-18	70281	111	3810-352-4838		075
		057	38-202-216	70281	111	3810-374-0619		076
		058	38-202-12	27315	102	3810-374-0629		067
		059	38-216-4	27315	102	3810-374-0632		060
		059	38-216-8	27315	102	3810-374-0633		079
		063	36-217	30327	112	3810-374-0634		080
		067	38-218	27315	123	3810-374-0640		072
		069	38-219	27315	123	3810-374-0642		072
		080	38-66	70281	106	3810-374-0646		012
		081	38-73	70281	113	3810-374-0666		074
		082	380A308	72452	023			074
		094	3805-066-1186		106	3810-374-0673		038
		104	3805-778-9608		117			038
		132	3805-872-9709		119	3810-374-0874		043
3615V016	27315	057	3810-019-5027		023	3810-392-5022		058
		067	3810-066-1185		059	3810-425-7884		060
		081	3810-066-1189		059	3810-425-7885		080
3615V017	27315	046	3810-066-2443		072	3810-425-7895		063
		046	3810-084-8180		118			067
3615V018	27315	069	3810-085-3430		019			090
3616V005	27315	020	3810-085-8969		026	3810-425-7896		063
		049	3810-161-9879		033			067
		081	3b10-161-9881		033			090
		096	3810-161-9884		033	3810-425-7899		080
		135	3810-162-4550		075	3810-425-7929		058
3610V007	27315	012	3810-163-8755		060	3810-425-7935		081
		020	3810-164-2556		072	3810-425-7939		057
		023	3810-164-8492		073			058
		049			081			090
		092	3810-164-8493		072	3810-425-7943		072
		096			081	3810-425-8136		079
		098	3810-164-8496		074			079
		105	3810-164-8502		044			079
		105			090			079
3616V008	27315	011	3810-164-9075		058			079
		011	3810-164-9227		076			089
		012	3810-164-9228		076	3810-425-8148		085
		032	3810-164-9229		076			085
		069	3810-209-8659		072			085
3616V009	27315	012			073			085
		021			081			089
		023			081	3810-425-8185		037
		026			081			037
		032			090			037
		036	3810-214-2092		071			038
		040	3810-287-7156		079			039
		040	3810-288-0945		076			089
		040			076	3810-425-8201		075
		041			076	3810-425-8203		036
		049			089			036
		060	3810-288-1053		045			037
		062	3810-288-1885		007			038
		062			064			038
		067			070			038
		069			074			038
		089			075			038
		072			075			089
		074			083	3810-425-8234		038
		076			089			038
		078	3810-288-3502		074	3810-425-8271		036
		081	3810-293-6235		079	3810-496-1676		057
		097			079			058
		105			089			090
3610V013	27315	041	3810-294-5211		074	3810-585-5633		023
3616V015	27315	082	3810-305-9131		063	3810-585-5646		061
3660V114	27315	098	3810-305-9132		067	3810-597-1733		081
37Z48	27315	087	3810-305-9134		080	3810-597-4882		081
371ZV019	27315	069	3810-321-8903		028	3810-598-7056		073
3715V015	27315	080	3810-321-8904		090			081

FEDERAL STOCK NUMBER AND PART NUMBER INDEX

NUMBER	CODE	PAGE	NUMBER	CODE	PAGE	NUMBER	CODE	PAGE
		081	3815-200-2025		065	3815-831-0066		059
		090	3815-204-0235		065			089
3810-619-7166		069	3815-213-0960		047	3815-860-0157		055
3810-640-3843		071	3815-246-7586		061	3815-860-2282		052
3810-653-5650		072	3815-288-0944		046	3815-873-1815		043
3810-653-5651		067	3815-288-1054		051	3815-876-8255		043
3810-653-5653		038	3815-288-1080		051	3815-885-3286		042
		038			051	3815-898-4088		081
3810-661-5345		074			089	3815-898-4091		053
3810-661-6618		069	3815-288-1081		051	3815-975-8439		050
3810-679-5916		066			056	3815-976-2990		046
3810-711-0392		059			089	3815-976-2991		082
3810-779-3800		041	3815-288-2160		051			082
3810-779-3801		041			053	3815-980-8955		070
3810-805-3023		095			089	3825-887-8741		118
		096	3815-288-2206		047	3905-887-8735		118
		096	3815-288-2748		041	4-100J1142	27315	031
		097			089	4J34	27315	069
		105	3815-288-2776		052	4J34F1	27315	069
		105			056	4N109	27315	069
		105			089	4P482	27315	069
		129	3815-288-2777		051	400X5	79470	029
		134			051	4010-084-8320		065
		134			089			087
		134	3815-293-5815		050			088
		135			054	4010-141-3578		043
3810-860-5226		083			089	4010-161-9299		043
3810-861-7799		049	3815-293-5816		043			088
3810-865-4083		119	3815-305-7987		047	4010-184-9540		087
3810-873-1773		034	3815-312-6968		040			088
3810-887-4546		116			040	4010-185-6991		087
3810-887-4548		106			090			088
		114	3815-316-7064		049	4010-186-9387		091
		115	3815-333-3753		052			097
		125			089			098
3810-887-5591		119	3815-338-8393		043			128
3810-887-5593		118	3815-338-8395		042	4010-188-3449		086
		118	3815-338-8424		043			088
3810-887-5594		118	3815-352-4799		053	410-269-9294		086
3810-887-8717		062			057			087
3810-887-8718		062			082			087
3810-887-8740		119			090			087
3810-897-9033		073	3815-374-0609		066			088
		073	3815-374-0621		042	4010-269-9336		087
		073	3815-374-0635		043			087
		074	3815-374-0641		072			087
		076	3815-374-0643		072			088
		077	3815-374-0661		044	4010-273-8337		087
		090	3815-374-2210		062			088
3810-898-4089		078	3815-390-3132		047	4030-125-2807		050
3810-975-8421		079	3815-390-3133		047			055
3810-975-8422		067	3815-392-4290		042			090
3810-975-8423		066			051	4030-125-2999		044
3810-976-0765		093			089			050
3810-976-0766		103	3815-423-7816		050			055
3810-976-0770		105	3815-425-7912		078			068
3810-976-0771		105	3815-425-8102		065			090
3810-976-0772		105	3815-425-8144		050	4030-126-4316		055
3810-976-0773		105	3815-425-8213		051			072
3810-976-0774		105	3815-425-8245		048			082
3810-976-0775		095			048			090
		134	3815-560-6097		050	4030-171-5773		055
		134	3815-585-5615		065			082
3810-976-0776		096	3815-585-5616		053	4030-214-2101		044
3810-976-0777		095	3815-585-5622		055	4030-374-0680		055
3810-976-0778		096			055			070
		134			089			090
3810-976-0779		095	3815-597-4867		069	4030-425-8072		044
		134	3815-630-9782		052			066
3810-976-2962		102	3815-630-9783		052			090
3810-976-2964		102	3815-649-8517		052	4030-988-5638		044
3810-976-2967		070	3815-649-8518		052	407	39766	126
3810-978-4087		029	3815-649-8519		052	407616	98738	019
3810-980-8917		105	3815-653-5654		047	40763	89923	003
3810-999-5979		060	3815-653-5662		052	40764	89923	003
3815-084-8217		049	3815-661-8925		047	411-34	43766	093
3815-141-2235		054	3815-661-9347		055			094
3815-141-2271		065			055			097
3815-200-1079		050			089			132
		054	3815-802-6909		065			132
		081	3815-802-6910		043	41138	89923	009
		082	3815-802-6912		044	41199	89923	009

FEDERAL STOCK NUMBER AND PART NUMBER INDEX

NUMBER	CODE	PAGE	NUMBER	CODE	PAGE	NUMBER	CODE	PAGE
41140	89923	009			121			088
41141	89923	009			129	4720-235-4123		003
41142	89923	009	4530-592-3711		120			088
41143	89923	009	453281	16764	017	4720-246-5482		126
4140-567-1819		120	453298	16764	018	4720-277-5526		088
4140-623-1236		117	453299	16764	018	4720-289-9625		003
4210-383-7129		087	455341	167b4	016			003
42144	72512	038	456A	99252	099			003
		038	46X5A	79470	027			009
		038	46Z4	00736	130			009
		089	46Z4	27315	071			011
42194	72512	037	47-100J1621	27315	020			011
		037	47Z14	27315	022			011
		037	4710-162-0949		045			088
		089			088	4720-293-7278		109
42516	89923	001	4710-162-0969		056			121
43-927P5	27315	130			056	4720-374-2221		029
4310-562-9155		100			080	4720-540-1359		123
		112			080	4720-678-8992		014
		126			080	4720-678-8993		014
		129			088	4720-678-8994		014
4310-716-4427		116	4710-162-1036		062	4720-714-7085		116
4310-790-9911		112			062	4720-722-3283		014
		126			08d	4720-722-3284		014
4310-797-9352		108	4710-202-6749		082	4720-809-2428		111
4380009	09367	007			082			111
44ZZ296D4	27315	008			088			128
44Z15	27315	027	4710-202-6750		080	4720-810-7037		111
44Z208D4	27315	008			088			111
44Z208D5	27315	060	4710-202-8396		069			111
44Z208D7	27315	008			088			128
		130	4710-277-5525		004	4720-950-0181		123
44Z212D3	27315	009			004			128
		009			004	4720-950-0182		123
44Z212D5	27315	009			009			128
		009			088	4720-950-0183		123
		130	4710-277-5526		029			128
44Z215D7	27315	083			029	4720-950-0184		123
44Z250D2	27315	091			030			123
		098			030	4720-976-0797		124
		130			030	4730-253-4415		003
44Z35705	27315	034			030	4730-010-3875		092
44Z590D4	45681	130			030	4730-010-5422		018
44Z590D7	45681	130			030			041
4450-862-3758		117			031	4730-011-8537		009
45Z170D1	27315	019			031			009
450X5	79470	029			031	4730-011-8539		009
451	99252	099			031			009
452	99282	099			031	4730-013-7397		004
4520-344-3551		119			031	4730-013-7398		069
4520-529-6389		117			031	4730-018-9566		121
4520-529-6392		118			031	4730-019-2054		084
4520-567-1822		108			031	4730-044-3979		084
4520-567-1886		110			031	4730-050-4208		006
		122			031			024
4520-606-2590		108			031			042
		120			032			042
4520-677-7360		107			032			042
		110			032			043
		120			032			043
		121			069			044
		128			086			044
4520-677-7361		109			086			046
		121			088			046
4520-677-7362		107	4710-277-5527		009			047
		120			088			049
		128	4710-277-5529		004			050
4520-677-7364		108			004			050
4520-678-7944		118			088			052
4520-701-9628		108	4710-277-7748		006			052
4520-707-3621		122			088			052
4520-774-6129		119	4710-278-5383		055			052
4520-829-6170		114			088			052
4520-852-0883		118	4710-278-5408		045			053
4520-860-4418		117			088			053
4520-860-4419		117	4710-289-4109		004			054
4520-860-4420		117			088			055
4520-860-4421		119	4710-350-9889		006			055
4522	66295	106			008			055
		106	4710-475-5133		082			055
453	99252	099			086			057
4530-567-1827		108	4710-595-2033		012			057



FEDERAL STOCK NUMBER AND PART NUMBER INDEX

NUMBER	CODE	PAGE	NUMBER	CODE	PAGE	NUMBER	CODE	PAGE
		057			083	4730-278-2530		114
		057	4730-187-7604		012	4730-278-3357		015
		061	4730-187-7609		060	4730-278-3383		008
		061			083	4730-278-3395		005
		061	4730-188-1854		068	4730-278-3397		005
		062			068	4730-278-3412		060
		063			085	4730-278-3437		034
		064	4730-188-1657		084	4730-279-3441		014
		068	4730-192-9481		004	4730-278-3727		111
		068	4730-192-9503		062	4730-278-4284		084
		068	4730-192-9506		068	4730-278-4290		084
		068	4730-192-9507		085	4730-278-4293		061
		068	4730-193-0867		018	4730-279-9042		130
		068	4730-193-0871		018	4730-287-1536		110
		072	4730-193-2707		111			119
		072	4730-193-2713		124			122
		072	4730-196-1482		030	4730-287-1561		006
		081	4730-196-1992		124	4730-287-1763		021
		082	4730-196-2054		085	4730-287-1784		003
		082	4730-196-2055		043	4730-287-3277		010
		083	4730-196-2058		002	4730-288-8501		027
		084			004			036
		084			014	4730-288-8571		086
4730-061-6917		124	4730-196-2067		062	4730-288-8572		008
4730-001-1707		009	4730-196-20b2		030	4730-288-9311		010
4730-142-1851		003	4730-196-2098		068			011
4730-152-8459		034			068			011
		035	4730-202-7493		027	4730-288-9337		004
		036	4730-202-7768		008	4730-288-9387		004
4730-172-0031		006	4730-204-3491		118			004
		024	4730-214-2091		057	4730-288-9388		029
		024	4730-222-1839		124			029
		024	4730-222-1840		124			030
		063	4730-230-1921		029			030
4730-172-0047		041	4730-230-1980		027			030
4730-186-0378		004	4730-236-0111		092			030
4730-186-0397		068			098			030
4730-186-3024		024			130	4730-288-9926		008
		042	4730-240-1739		030	4730-289-0153		027
		044			086	4730-289-0191		119
		046	4730-246-6274		086	4730-289-0192		006
		046	4730-246-9184		062	4730-289-0224		108
		047	4730-246-9185		068			120
		049	4730-246-9187		002	4730-289-0366		083
		050	4730-246-9215		009	4730-289-1108		068
		050	4730-249-1509		009	4730-289-1560		004
		051	4730-249-2029		031			004
		051	4730-249-2032		002	4730-289-1585		005
		052			015			005
		052	4730-249-3915		068	4730-289-2404		110
		052			068			119
		053	4730-249-3917		003			122'
		053	4730-253-6340		068	4730-289-2872		126
		054	4730-260-1484		030	4730-289-5935		008
		055	4730-263-3124		005			121
		055			005	4730-289-5944		071
		055			023	4730-319-0454		110
		055			071			122
		057			092	4730-391-3771		008
		057			131	4730-415-3172		009
		057	4730-266-0536		083	4730-423-5519		119
		057	4730-266-0538		130	4730-431-2964		065
		059	4730-266-0544		002	4730-447-7435		008
		062	4730-270-4607		002	4730-529-5481		003
		064	4730-277-5543		002			003
		068			002			003
		068			008			009
		068			008			009
		072	4730-277-5544		116	4730-537-1192		010
		082	4730-277-5575		018	4730-594-2942		010
		083			019	4730-595-0141		116
		084	4730-277-6347		027	4730-595-0143		116
		089	4730-277-7346		006	4730-595-2227		006
4730-186-3028		013			008	4730-639-9676		099
4730-187-4200		034	4730-277-8258		083	4730-639-9779		108
		036	4730-277-8261		002	4730-640-1051		029
		065			002	4730-640-5832		009
4730-187-7594		062			008	4730-705-8514		002
4730-187-7595		043	4730-277-8265		118	4730-706-0299		013
		067	4730-277-8481		027	4730-706-2617		119
		068	4730-278-2518		114	4730-706-2618		119
		068			114	4730-708-5196		013

FEDERAL STOCK NUMBER AND PART NUMBER INDEX

NUMBER	CODE	PAGE	NUMBER	CODE	PAGE	NUMBER	CODE	PAGE
4730-720-1249		114			089	514-16	27315	135
4730-754-0152		033	5T1610	27315	045	514-19	27315	135
		036	5T1633	27315	051	514-23	27315	134
4730-778-2548		114	5T1642	27315	069	514-24	27315	134
4730-793-2788		116	5T1667	27315	075	514F5G	27315	135
4730-800-7248		010	5T1681	27315	079	514LP	27315	134
4730-818-0651		006			079	514UPP	27315	135
4730-848-7543		091			079	514JPP1	27315	135
4739-6	00624	010			079	52020	27315	130
		011			089	527P439	27315	093
		011	5T1682	27315	036	5291593	77060	019
4739A	00624	009			036	5291598	77060	018
		009			037	5303-022-3512		054
475594	90005	112			038	5305-010-0001		112
476411	72850	111			038	5305-010-0168		024
		124			038	5305-010-0752		110
		129			038	5305-010-0871		017
48-100J1621	27315	020			038	5305-010-0958		107
48E	48151	112			089			116
		126	5T169	27315	048	5305-010-0961		117
		129	5T17	27315	007	5305-010-2870		048
4802	27315	096			064	5305-010-2896		037
		105			070			037
48X12A	79470	002			074	5305-010-2900		040
48X8	79470	002			075	5305-011-0450		075
		008			075	5305-011-0500		019
48Z5	27315	096			083			048
		105			089			078
48Z6	27315	096	5T1770	27315	055			094
		105			055			094
48Z7	27315	096			089			108
		105	5T1772	27315	051			132
48Z8	27315	096	5T1774	27315	051			132
		105			051	5305-011-0530		100
4810-303-3564		110			089	5305-011-0531		100
4820-174-0339		002	5T1776	27315	051	5305-011-2983		082
		006			056	5305-011-3957		134
		013			089	5305-011-4598		066
		089	5T1986	27315	052			082
		130			056	5305-011-7617		110
4820-276-90037		008			089			122
		013	5T1990	27315	051	5305-012-0221		023
4820-276-9040		034			089	5305-012-0222		019
		091	5T2118	27315	074			021
		092	5T212C1	27315	050			096
		099	5T2124	27315	089			101
4820-277-1756		008	5T2126	27315	046			135
		036	5T2174	27315	053	5305-012-0233		095
		089	5T2239	27315	055			134
4820-639-9313		126	5T2308	27315	051	5305-012-0583		102
4820-968-0160		014	5T2309	2731	0505	5305-012-0628		013
49F	30327	009			055			013
4920-341-1922		023			089			019
4930-832-2870		119	5T2356	27315	051	5305-012-0647		040
5-14N703	27315	061	5T330	27315	047	5305-012-0668		039
5-27P439	27315	131	5T493	27315	052	5305-012-0678		040
5G1990	27315	051	5T719	27315	051	5305-012-0706		023
5H396	27315	079	5T788	27315	050	5305-012-1615		040
		079	5T847	27315	076	5305-012-1832		105
		089			076			117
5T1121	27315	079			076	5305-012-2168		036
		079			089	5305-012-2408		066
		079	5T917	27315	047			078
		079	5T919	27315	054			101
		089			055	53005-012-2856		082
		089			089			082
5T116	27315	050	5000-118	89462	048	5305-013-2131		011
		054	501	99252	099	5305-013-2631		119
		089	504	99252	099	5305-013-2705		019
5T1216	27315	079	504A	98738	019	5305-013-2764		021
5T1226	27315	085	505A	96738	019	5305-013-2776		019
		085	5058	98738	019	5305-013-3043		112
		085	555C	98738	101	5305-013-3049		092
		085	507J	98238	101			098
		089	51000-37	89462	048	5305-013-3094		105
5T1286	27315	059	5120-690-7948		135			133
5T1449	27315	043	514	27315	134	5305-013-3153		026
51T585	27315	037	514-010A	27315	134	5305-013-3167		066
		037	514-12S	27315	135			103
		037			135			103
		038	514-14P	27315	134	5305-013-8140		107
		039	514-15	27315	134			115

FEDERAL STOCK NUMBER AND PART NUMBER INDEX

NUMBER	CODE	PAGE	NUMBER	CODE	PAGE	NUMBER	CODE	PAGE
		116			067	5305-282-1067		112
		127	5305-022-3525		047			125
5305-014-2271		005			049	5305-282-3521		015
5305-014-5360		027	5305-022-7864		015	5305-285-4525		110
5305-014-5368		002	5305-022-8017		044			122
		027	5305-022-8292		108	5305-285-5168		067
5305-014-9373		027			120	5305-285-5170		105
5305-014-5378		027	5305-022-8295		120	5305-285-5178		058
		027	5305-022-8322		115	5305-285-5282		119
		027	5305-022-8329		120	5305-285-5778		082
		027	3005-022-8992		009	5305-286-1955		109
		027	5305-042-0463		107			121
		135	5305-042-0991		013	5305-290-3004		107
5305-014-9495		134			015			115
5305-015-0116		112	5305-042-2652		125	53005-292-6414		030
5305-016-9512		095	5305-042-3477		112	53005-292-6429		072
		133	5305-042-4332		118			073
5305-017-5240		040			119			078
5305-017-8460		115	5305-042-4333		110			078
		115			120	5305-331-8032		016
		122			121	5305-390-3004		116
5305-017-9841		041			122	5305-489-9263		063
5305-017-9885		078	5305-042-4335		120			080
5305-017-9921		066			121	5305-515-7156		102
5305-018-0018		104	5305-042-4503		108			114
5305-018-0020		104			109			114
		125	5305-042-4605		117	5305-527-4193		034
5305-018-0022		105	5305-042-4769		119			040
5305-018-0024		048	5305-042-4773		118			049
5305-018-0044		105	5305-042-6977		002			067
		125	5305-042-7238		112	5305-527-4195		066
5305-018-0116		061	5305-042-8211		058	5305-527-5315		075
		128	5305-042-8264		042	5305-528-2629		034
5305-018-0121		016	5305-042-8685		017	5305-530-9624		016
5305-018-0122		078	5305-042-8705		019	5305-531-1783		096
5305-018-0124		010	5305-042-8763		066			105
		015	5305-042-8769		049	5305-543-2192		117
		015			057	5305-543-2272		040
5305-018-0132		012			058			040
		031	5305-042-8999		078	5305-543-2335		106
5305-018-0177		049	5305-043-2746		080			112
		050			007	5305-543-2799		121
		057	5305-043-6653		071	5305-543-4306		048
5305-018-0181		007	5305-043-6665		021	5305-543-4356		125
		049	5305-045-1627		118	5305-551-0125		022
5305-018-1356		016	9305-050-4106		125	5305-558-3677		019
5305-018-1441		013	5305-054-4490		125			022
5305-018-1637		039	5305-057-1114		180	5305-558-3679		012
		040			045			019
		040	5305-069-0500		046	5305-582-9533		119
5305-018-1646		040	5305-151-1564		021	5305-590-7886		117
5305-018-1648		040	5305-205-1972		122	5305-616-3898		066
5305-018-1649		041	5305-206-9508		067	5305-619-4718		010
5305-018-1696		101	5305-207-0912		037	5305-627-1893		022
		125	5305-207-2177		017	5305-637-4610		078
5305-018-2924		048	5305-207-4535		125	5305-637-8247		017
5305-018-9335		040	5305-207-7062		021	5305-637-9516		016
		040	5305-207-9960		044	5305-638-9082		048
5305-019-1178		108			110			060
5305-019-1245		016	5305-208-6150		049			062
5305-019-2471		109	5305-227-1167		134			066
		118	5305-253-1435		060			095
5305-021-4005		125			071			134
5300-021-4101		078	5305-261-1873		097	5305-639-8116		019
5305-021-4577		105	5305-261-1929		031	5305-639-8118		040
5305-021-4686		100	5305-261-1952		052	5305-639-8179		112
		102	5305-261-1954		045	5305-655-6361		022
5305-021-5466		112	5305-266-6456		025	5305-655-7399		022
		125			045	5305-660-3067		108
5305-021-5681		092			046			117
		131	5305-268-6547		044			117
		070	5305-269-2800		005			120
5305-021-6824		100	5305-269-2802		005	5305-680-5079		021
5305-021-7036		045	5305-269-2810		005	5305-695-1344		027
5305-022-0809		054	5305-269-3209		005	5305-696-5283		112
5305-022-3449		054	5305-269-3216		005			112
		044	5305-269-3221		004	5305-812-4421		067
5305-022-3487		050	5305-270-7544		066	5305-847-3693		025
5305-022-3509		067	5305-272-5306		009	5305-988-1225		023
		067	5305-273-5427		109	5306-010-0124		091
5305-022-3513		053	5305-275-3973		016			098
5305-022-3524			5305-275-7951		021			129

FEDERAL STOCK NUMBER AND PART NUMBER INDEX

NUMBER	CODE	PAGE	NUMBER	CODE	PAGE	NUMBER	CODE	PAGE
5306-010-6282		017			013			012
5306-010-9180		025	5306-637-9202		093			013
		062			131			014
		102	5306-637-9344		002			015
5306-010-9230		062	5306-638-4769		027			016
5306-011-9659		064	5306-655-5826		051			021
5306-017-9816		007	5306-658-6772		033			026
5306-017-9819		013	5306-680-5535		024			032
		013	5306-680-6004		011			069
		020			059			093
5306-018-0079		102	5306-680-6040		025	5310-012-0217		131
		103	5306-696-5246		051			020
5306-018-1339		134			051			020
5306-018-1614		011	5306-703-7664		020			022
		011	5306-769-6477		059			096
		011	5306-893-9658		083			100
5306-018-6272		014	5307-164-2439		063			127
5306-019-1850		071	5307-164-9078		072			132
		076			081			132
5306-021-4589		113	5307-164-9079		073			135
5306-022-0822		056			081			018
5306-042-5569		107	5307-260-8845		041	5310-012-0239		019
		120	5307-425-8040		063	5310-012-0361		019
5306-043-0638		062	5307-619-6451		059			021
5306-054-4435		042	5307-637-8949		005			023
5306-174-4678		059	5307-741-0176		010			077
5306-206-0378		065	5307-010-2637		015			099
5306-206-6308		037	5307-010-3025		134			124
		037	5307-010-3088		017	5310-012-0368		011
5306-206-9606		037	5307-010-3127		091			017
5306-207-2424		001			098	5310-012-0371		012
5306-207-3775		059	5310-010-3319		041			039
5306-207-3816		046			113			071
5306-207-5730		063	5310-010-3320		006			073
5306-207-9705		083			008			077
5306-208-5584		051			010			077
		082			012	5310-012-0375		096
5306-208-5587		051			091			104
		056			098			105
5306-208-8436		078			100	5310-012-0376		011
5306-214-2094		062			129			011
5306-214-2095		066	5310-010-3321		105			012
5306-225-8800		008	5310-010-3323		016			021
5306-225-8807		008	5310-010-3325		020			025
5306-225-9081		008			041			030
5306-263-4030		025	5310-010-3326		042			064
		059			044			077
		059			044			129
		062			047			133
		062			056	5310-012-0377		021
		095			056			061
		102			056			061
		127			057			100
		133			058			102
		133			059			111
5306-263-7403		093			069			128
		131			080	5310-012-0378		024
5306-263-7430		022			080			034
		022			081			039
		051			082			047
5306-263-7711		059			094			052
5306-268-6502		042			132			057
5306-269-6470		042	5310-010-3329		007			078
5306-269-6891		079	5310-010-6264		086			079
5306-272-3769		087	5310-010-6266		032			079
5306-281-6447		072	5310-010-6495		010	5310-012-0380		092
5306-282-6487		036	5310-010-6496		105			096
		037	5310-011-0634		110			098
5306-352-4817		024	5310-011-3103		109			101
5306-352-4820		072	5310-011-4492		111			105
5306-425-8047		066	5310-011-4505		026			105
5306-514-2861		025	5310-011-4603		109			112
5306-523-1627		113	5310-011-4604		023			112
5306-531-1798		093	5310-011-4609		018			126
		131	5310-011-4777		107			127
		013			115			127
5306-543-2506		107			115			130
5306-551-5893		120	5310-011-5544		122	5310-012-0381		100
		083	5310-011-6042		107			102
5306-573-1611		099			110			112
5306-577-5458		013	5310-012-0214		011	5310-012-0382		010
5306-582-6748		010			011			026
5306-616-1287		010			011			026

FEDERAL STOCK NUMBER AND PART NUMBER INDEX

NUMBER	CODE	PAGE	NUMBER	CODE	PAGE	NUMBER	CODE	PAGE
		045			082			124
		095	5310-013-1047		057	5310-022-0080		047
		095			067	5310-022-0085		045
		097			081	5310-022-0086		077
		128	5310-013-1049		069			079
		133	5310-013-4530		009			079
		133			019			082
		134	5310-013-4538		115			094
5310-012-0384		078			115			104
		081	5310-013-4572		004			132
		101	5310-013-5629		016	5310-022-0087		052
5310-012-0387		128	5310-013-8526		020			057
5310-012-0388		097	5310-013-8530		020	5310-022-0088		083
		103			021	5310-022-0089		069
		103	5310-013-8550		110	5310-022-0092		024
5310-012-0389		072	5310-013-8578		058	5310-022-0094		077
5310-012-0393		103	5310-017-2758		025	5310-022-0096		047
		105	5310-017-2762		044	5310-022-5831		004
		134			056			004
5310-012-0614		019			056			005
		077			057	5310-022-8810		118
		119			069	5310-042-6096		063
		120	5310-017-2807		081			078
5310-012-0622		019	5310-017-2811		007	5310-042-6897		063
5310-012-0689		077			081			064
5310-012-0898		032	5310-017-2941		053			066
		061			053			094
5310-012-1358		071			053			104
		073			064			132
		077	5310-017-2989		053	5310-042-6898		066
		077			053	5310-042-7359		057
		077	5310-017-3124		021	5310-043-2226		049
		077	5310-017-8378		112			081
		079	5310-017-8518		102			094
5310-012-1574		001	5310-017-8551		112			094
		025			112			101
		032	5310-017-8601		112	5310-044-5132		121
		032			113	5310-044-6147		117
		045			126	5310-044-6221		069
		050	5310-010-7402		012			100
		056	5310-021-7216		045	5310-044-6363		112
		058			046			127
		064	5310-021-8493		043	5310-044-6540		098
		064	5310-021-9431		103	5310-044-6548		091
		067			104	5310-045-1001		124
		069	5310-021-9757		064	5310-045-1009		025
		076	5310-022-0068		00007			059
		081	5310-022-0070		091			093
5310-012-1753		017			093			099
		018			098			111
		023			099			124
5310-012-1801		020			131	5310-045-1061		088
5310-012-1841		117	5310-022-0071		012	5310-045-3299		018
5310-012-2801		016			016	5310-050-2221		105
5310-012-4589		047			025	5310-050-2346		104
		079			026	5310-050-3237		118
5310-012-4634		030			030	5310-050-3270		094
		038			037			094
		038			039			094
		039			062			095
5310-012-4847		064			062			104
		085			063			132
5310-012-4862		083			064			132
5310-012-4925		038			066			133
5310-012-4944		079			071			133
5310-012-5913		078			073	5310-050-3274		030
5310-012-6032		093			076	5310-050-3293		022
5310-013-0999		081			077			022
5310-013-1000		077			078	5310-050-3448		022
		081			094	5310-050-3529		124
5310-013-1001		050			095	5310-054-1831		126
5310-013-1002		044			097			126
		083			103			126
		094			103			127
		094			104			127
		132			128	5310-141-1565		119
		132			133	5310-143-5898		016
5310-013-1046		056			133	5310-167-0835		091
		057			133			098
		059			133	5310-167-1360		110
		063	5310-022-0073		111			122
		067			111	5310-176-8138		108

FEDERAL STOCK NUMBER AND PART NUMBER INDEX

NUMBER	CODE	PAGE	NUMBER	CODE	PAGE	NUMBER	CODE	PAGE
		117			023	5310-627-6123		069
5310-176-8160		121			032	5310-627-6128		016
5310-189-4400		064			040	5310-637-1516		016
5310-194-0743		070			040	5310-638-2587		002
5310-205-9982		002			040			006
5310-208-4370		068			041			049
5310-208-5261		007			049	5310-654-5534		106
		038	5310-543-5653		007	5310-655-6933		119
		038			007	5310-655-9662		063
		038	5310-543-5773		066			064
		038	5310-545-2705		012	5310-655-9743		066
5310-209-0710		032			112	5310-656-0391		067
		070	5310-559-9103		043	5310-660-2649		134
5310-209-0711		093	5310-559-9184		009	5310-680-5439		108
		097			019	5310-680-6009		011
5310-209-0715		044			025	5310-720-8528		023
		067			030	5310-731-7538		119
		069			039	5310-741-0174		010
5310-209-1021		034			052	5310-791-1369		120
5310-209-1761		034			060	5310-798-3517		006
		035			063	5310-808-9719		118
		036			064	5310-809-2200		119
5310-209-2249		007			064	5310-812-9290		122
		010			075	5310-820-1635		006
5310-209-5116		117			085	5310-836-7007		003
5310-226-0538		129	5310-576-6882		034	5310-866-0963		120
5310-261-7340		005			034	5310-872-9763		119
		006	5310-582-5977		002	5310-880-7744		109
		006			006	5310-896-7691		120
		006			006	5310-951-7209		060
		007			015	5310-982-6584		067
		008			015	5315-010-3397		077
		012			016	5315-010-3398		085
		015			016	5315-010-3399		054
		015			041			054
		016	5310-584-5005		012			085
		021			017	5315-010-3407		133
		026			019	5315-010-3409		065
		036			022	5315-010-3411		065
		041			026	5315-011-4785		039
		049			048	5315-013-7130		012
		060			085	5315-013-7159		002
		062			101	5315-013-7185		039
		062			102	5315-013-7204		077
		067			111	5315-013-7228		046
		069			111			060
		069			124			070
		072			124			071
		076			124			075
		078	5310-584-5272		007			080
		081			024			080
5310-262-4699		069			034	5315-013-7263		0751
5310-265-9213		041			041			077
5310-266-0384		047			050			077
5310-266-0386		013			050			077
		013			052			077
5310-274-4622		069			057			077
5310-275-6590		063			067			080
5310-275-6595		057			069			091
5310-275-6635		034	5310-584-7915		043			098
		035			043	5315-013-7273		043
		036			046			069
5310-281-2423		024			049	5315-013-7323		047
5310-297-3249		070			050			048
5310-297-8888		108			053			055
		121			056			070
5310-331-3280		024			059			077
5310-343-2705		074			059	5315-013-8081		307
		102			064	5315-013-9081		065
5310-417-8620		010	5310-590-9791		021	5315-017-9088		054
5310-425-7921		024	5310-595-6398		010	5315-017-9097		048
5310-425-7924		024	5310-596-2151		043	5315-021-7669		053
5310-514-6674		111	5310-596-7691		017	5315-025-3008		071
		123			115	5315-043-6484		046
5310-527-3290		116			118	5315-059-0206		095
		122			120	5315-059-0225		054
5310-538-6072		091	5310-596-9442		046			077
		098			046	5315-059-0226		075
		129	5310-616-3023		014	5315-059-0238		024
5310-542-2705		020			015			047
5310-543-2705		021			015			055
		023	5310-616-6949		117			057

FEDERAL STOCK NUMBER AND PART NUMBER INDEX

NUMBER	CODE	PAGE	NUMBER	CODE	PAGE	NUMBER	CODE	PAGE
		065	5315-425-8003		075			128
5315-059-0262		065	5315-598-6276		043	5330-291-4487		001
5315-162-8027		058	5315-598-6482		043			002
5315-164-8500		077			053	5330-291-4645		034
5315-184-6539		047			054	5330-291-9237		001
5315-187-1811		043	5315-619-7168		047			041
		053	5315-619-7169		047	5330-585-5634		071
		065	5315-619-7171		075	5330-641-1599		010
		067	5315-652-9919		054	5330-678-8995		001
		071	5315-655-4772		075			001
5315-187-1824		007	5315-664-2338		054	5330-779-9176		010
		047	5315-754-1844		065	5330-872-9770		119
		065	5315-832-5882		080	5340-020-7103		021
5315-191-0062		071	5315-839-3822		100	5340-050-3081		094
5315-205-6830		045	5315-839-5822		007	5340-209-1016		034
5315-247-9899		065			039	5340-209-7204		074
		077			039	5340-244-3152		060
		077			046	5340-247-5030		031
5315-251-6123		078			053	5340-254-2884		069
5315-272-6709		039			065	5340-254-2889		012
		039			077	5340-254-4641		011
		039	5315-839-5832		085	5340-322-1996		108
5315-272-6799		043			039			119
5315-272-6801		043			080			121
5315-272-8802		043	5315-846-4297		043			129
5315-272-6803		068			043	5340-343-0172		037
5315-273-7847		078			053			037
5315-273-7877		077	5315-893-6555		065	5340-345-7322		079
5315-273-7878		080	5315-893-7266		077			079
		080	5315-893-8325		065	5340-371-4134		028
5315-273-7879		086	5315-893-9650		065			028
5315-273-7897		085	5315-893-9651		093			060
5315-273-7898		086			094	5340-425-7797		078
5315-273-8037		067	5315-894-2468		043	5340-425-7889		072
5315-273-8040		078	5315-899-0191		065	5340-425-7903		070
		086	5315-899-2862		065			075
5315-273-8048		044	5315-968-0164		002	5340-425-8236		074
5315-273-8049		054			004			074
5316-273-8051		077	5315-983-8388		048	5340-514-2853		010
5315-273-8078		060	5320-010-4110		095	5340-598-7063		067
5315-273-8079		039			133			086
5315-273-8081		080	5320-010-4111		104	5340-653-5655		047
		080	5320-010-5205		073	5340-664-2373		106
5315-273-8088		077			074	5340-690-0275		074
		080			076	5340-727-4774		059
5315-273-8090		077			076	5340-784-0042		010
5315-274-4257		060	5320-010-7583		073	5340-801-1420		098
5315-276-0256		046			073	5340-817-1195		114
		054	5320-276-8558		048	5340-839-4404		118
5315-276-4460		0007	5325-050-2857		108	5340-866-1540		118
		065			108	54-08-13	78189	117
5315-276-5079		070			109	54-79	46522	125
		075			120	55-60	70281	113
5315-261-7260		086			121	55A-LH	27182	094
5315-286-0142		043			128	55ALH	27182	132
		053	5325-174-5317		116	55069	76621	066
5315-290-6228		046	5325-202-4005		116	5840-311-9024		001
		068	5325-276-6100		107			005
		070	5325-290-0074		116	5905-709-9968		110
		075	5325-297-9884		118	5905-779-6005		118
		078			119	5905-790-9968		122
5315-291-2114		012			128	5905-975-4328		071
5315-297-1212		039	5330-080-3350		117	5910-974-0372		117
		039	5330-141-1588		001	5925-026-4767		021
		039			003	5925-159-0274		107
5315-297-2443		053	5330-171-5371		001			114
		053			001			115
5315-297-2444		060			001			128
		070			004	5930-033-6723		108
		071	5330-200-6280		091			121
		077			098	5930-108-4226		101
5315-298-1039		043			129	5930-221-8992		019
5315-298-1485		077	5330-202-2252		112	5930-241-8921		019
5315-298-1499		072	5330-233-5846		014	5930-322-9444		110
5315-316-0608		039			015			119
5315-321-8907		054			088			122
5315-343-0407		0800	5330-233-5847		088			129
5315-390-3131		046	5330-252-3307		013	5930-501-0087		111
5315-425-7965		072	5330-263-9665		010			123
		077	5330-265-2116		108	5930-505-0367		021
5315-425-7992		086			120	5930-509-0163		018
5315-425-7996		039			121	5930-601-9806		109

FEDERAL STOCK NUMBER AND PART NUMBER INDEX

NUMBER	CODE	PAGE	NUMBER	CODE	PAGE	NUMBER	CODE	PAGE
6930-615-9376		107			060	6T1067	27315	076
		115			088	6T1069	27315	074
		116	5975-223-9491		021	6T1116	27315	074
		129	5975-234-7497		021	6T1174	27315	037
5930-779-6001		018	5975-614-9458		018	6T1202F1	27315	037
5935-201-4161		107	5977-237-1596		017			038
		114	5977-729-9651		016			089
		115	6-100J1142	27315	032	6T1203	27315	038
5935-258-7192		092	6N92	27315	070			038
5935-258-9156		092	6P103401F1	27315	063	6T1217F1	27315	038
		101	6P103402F1	27315	063			038
		131	6P1088	27315	075	6T1226	27315	037
5935-259-4975		019	6P1114F1	27315	075			037
5935-322-9442		110	6P1117	27315	070	6T1228	27315	011
		121	6P1117F1	27315	070	6T1347	27315	083
5935-577-0377		019	6P1122D1	27315	079	6T1349	27315	085
		101	6P1122D1F1	27315	079	6T1350	27315	074
5935-636-5989		110	6P1122D2	27315	079	6T1351D2	27315	074
5935-732-1299		092	6P1122D2F1	27315	079	6T1387	27315	085
		131	6P114	27315	075	6T1408	27315	043
5935-839-7613		114	6P1148	27315	064	6T1489D2	27315	074
5935-850-2606		118	6P1148F1	27315	064	6T1490D1	27315	037
5935-850-8062		118	6P1150	27315	074	6T1490D3	27315	037
5935-967-6025		021	6P1150F1	27315	074	6T1510	27315	078
5935-971-9181		019	6P1199	27315	048	6T1511	27315	078
5939055	73331	022	6P1199F1	27315	048	6T1549	27315	006
5939056	73331	022	6P1244D2	27315	011	6T1566	27315	053
5940-050-6218		020	6P1267	27315	078	6T1566F1	27315	053
5940-050-7097		109	6P1364	27315	007	6T1568F1	27315	053
		109	6P1389	27315	079	6T1591	27315	038
		110	6P1389F1	27315	079			038
		121	6P1395	27315	084	6T1622	27315	074
		122	6P1395F1	27315	084	6T1739	27315	070
5940-050-7106		020	6P1396	27315	064	6T181	27315	113
		021	6P1396F1	27315	064	6T1814D1	27315	094
		109	6P1400	27315	079			132
		110	6P1400F1	27319	079	6T181402	27315	094
		121	6P1402	27315	075			132
		123	6P14021F1	27315	075	6T1841	27315	104
5940-193-0006		110	6P1420	27315	039	6T21	27315	075
		122	6P1420F1	27315	039	6T2351D1	27315	074
5940-231-1610		092	6P1455	27315	073	6T5	27315	074
		093	6P1533	27315	007	6T5F1	27315	074
		131	6P1533F1	27315	007	6T568	27315	053
		131	6P757	27315	073	6T6F1	27315	083
5940-246-3855		018			073	6Z102D7	27315	012
5940-283-3625		101			074	6Z131D8	27315	060
5940-617-2896		092			076	6Z141	19220	094
5940-666-3409		021			076			132
5940-735-5520		101	6P863	27315	075	6Z2111	86403	060
		101	6P880D1	27315	079	6Z6	19220	094
5940-820-8468		021	6P880D1F1	27315	079			132
5940-844-9651		021	6P880D2	27315	079	6Z89	27315	070
5940-983-9814		017	6P880D2F1	27315	079	60-36028-51S	06840	019
		017	6P889C1	27315	037	60-40735-24	77820	092
5944311	73331	022	6P889C1F1	27315	037			131
5944312	73331	022	6P893C1	27315	637	60-40736-24	77820	092
5944662	73331	022	6P934C1	27315	038			131
5945-258-5755		122	6P934C1F1	27315	037	60X3	794470	110
5945-258-7162		022	6P955C1	27315	038			119
5945-340-6868		110	6P955C1F1	27315	038			122
5945-549-9793		017	6P979C1	27315	038	600071	86403	061
5945-683-3917		118	6P979C1F1	27319	038	600072	86403	061
5945-860-4047		119	6P983C1	27315	037	603	99252	099
59497001	73331	022			089	609V054	27315	059
5970-860-6281		119	6P983C1F1	27315	037	609V062	27315	067
597129	86403	061			037	61X3	79470	110
5975-132-9472		088			089			119
5975-132-9475		028	6P985D1	27315	085			122
		028	6P985D1F1	27315	085	6105-084-8182		117
		028	6P985D2	27315	085	6105-818-6475		120
		028	6P985D2F1	27315	085	6110-039-9553		106
		028	6P986D1	27315	085			115
		028	6P986D1F1	27315	085	6110-557-7089		106
		028	6P986D2	27315	085			115
		028	6P986D2F1	27315	085	6110-570-5460		110
		028	6P987	27315	011			122
		029	6P99101F1	21315	066	6110-866-2559		114
		029	6P99010F1	27315	066	6115-339-5913		120
		029	6T1064	27315	070	6115-606-8128		041
		029	6T10665	27315	076	614J	14959	116
		029	6T1066	27315	076			116



FEDERAL STOCK NUMBER AND PART NUMBER INDEX

NUMBER	CODE	PAGE	NUMBER	CODE	PAGE	NUMBER	CODE	PAGE	
6140-191-6485		023	65-100J16221	89923	019	7760		73370	010
o140-651-8642		023	660V075	27315	076	78296		81336	026
6140-651-6643		023	6620	79260	114	79T47		27315	651
6140-779-6003		023	6624	79260	114	79Z628		27315	023
o140-779-6004		017	6625-519-0072		019	792642		27315	022
6146-184-5498		017	664A5171001	46522	110	8-100J1142		27315	031
		128	6655-30-19-1	27315	067	8-6P1199		27315	048
6145-191-1540		092	6680-024-2276		101	8C4720-289-96			004
		093	6680-362-2688		041	8J33	27315		046
		097	6680-474-6501		041	8N221	27315		053
		131	6660-514-3976		015	8N224	27315		052
		131	6680-551-0600		112	8N224F1	27315		052
6145-195-5608		016	6680-580-5324		001	8N233	27315		046
		018			041	8N233F1	27315		046
		018	6680-589-7861		041	8N247	27315		052
		018	6680-725-2334		001	8N247F1	27315		052
6145-220-9871		101			041	8P190	27315		055
		128	6680-776-7092		101				082
6145-248-2586		016	6680-795-1605		041	8P239	27315		050
		018	6680-860-8999		041				055
		088	6685-270-3275		020				090
6146-284-0659		020	6685-514-4666		019	8P349	27315		047
		088	6685-514-4670		019	8P438	27315		044
6145-299-4432		017	6685-738-9666		020	8P45801	27315		047
		017	677446	86403	061	8P45802	27315		047
		088	6810-249-9354		023	8P461	27315		052
6145-299-4445		022	6625	79470	036	8P493	27315		053
		088	6889A	14730	108	8P493F1	27315		053
6145-299-4446		020	7-100J1142	27315	032	8P494	27315		052
		022	7-141	71785	110	8P494F1	27315		052
		088	7-480Z	27315	096	8P510	27315		081
6145-299-4447		020	7F476F1	27315	044	8P70	27315		055
		020	70T14-2	27315	070	87214	27315		065
		020	7P13	27315	04d	8T29C1	27315		052
		088	7P214C1	Z7315	054	8T37	65705		023
6145-600-8933		020			090	8T87	27315		044
		020	7P214C1F1	27315	054				050
		088			082				055
		109	7P214C2	27315	050				068
		109			081				090
		109			090	8T89	27315		082
		110	7P214C2F1	27315	050	8T89C1	27315		055
		110			081	8T90	27315		055
		121	7P277	27315	065				070
		122	7P277F1	27315	065				090
		122	7P307	27315	055	8T93	27315		044
		123			055	8T97C1	27315		072
		128			090	80-4	78985		060
6145-838-8974		128	7P307F1	27315	055	805H25	27315		051
6145-838-9874		109	7P307F2	27315	055				053
6200-2RS	52076	046	7P364C1	27315	047				089
6210-283-9264		107	7P364C1F1	27315	047	819H6701	27315		048
		115	7P371C2F2	27315	081	8241	24981		012
6220-353-0950		022	7P459	27315	055	8338560	77060		019
6220-353-0951		022	7P459F1	27315	054				092
6220-627-1889		022	7P460F1	27315	055				101
6220-643-0339		019	7P472	27315	055	8338568	77060		019
		021	7P472F1	27315	055				021
6220-643-0687		090	7P482	27315	047	84Z73	27315		023
6220-669-6155		022	7P482F1	27315	047	850	57068		062
6220-688-0088		022	7P483	27315	055	859054	86403		061
622119	86403	061			055	872131	81720		101
622121	86403	061	7P483F1	27315	090	874-44	60703		113
6230-239-3523		026			055	88286	60703		113
6240-019-0877		019			090	8806K602	15605		107
		021	7P485	27315	050				115
		089	7P485F1	27315	050				116
6240-044-6914		022	7P562	27315	050	8935-967-7635			129
		026	7P562F2	27315	050	898216	73331		022
		089	7P578	27315	049	9-100J1142	27315		031
6240-155-8714		019	7T1	27315	065	902-15	86579		042
		107	7T18C1F1	27315	042	908P39-5	27315		055
		114	7T87	27315	065	908P39-6	27315		055
		115	7T87F1	27315	065	908T15	27315		046
		129	70T14	27315	070	906T59	27315		065
6250-299-5618		019	701-4A	84760	011	908T71	27315		052
6250-299-6093		022	720084005	27315	054	916P23-1	27315		022
626V113	27315	075	72089	27315	043	916P24-1	27315		022
6350-270-3773		022	730-010-9566		034	919F117F2	27315		012
645F	30327	009	7321K3	15605	019	919P53-3	27315		024
649X	57733	041			101	919T117F9	27315		007

**FEDERAL STOCK NUMBER AND PART NUMBER INDEX**

NUMBER	CODE	PAGE	NUMBER	CODE	PAGE	NUMBER	CODE	PAGE
920N13-1	27315	065						
		130						
920N13-1-1	27315	130						
920P85	27315	092						
		098						
		130						
920T76	27315	043						
921T2	27315	135						
927P5F4	27315	130						
9311-20A	56365	107						
		114						
		115						
		128						
9320-976-0906		023						
9320-976-3050		095						
		095						
		097						
		105						
		105						
		129						
		134						
		134						
		135						
9390-319-0455		108						
		121						
		129						
9390-618-4899		008						
94459	70281	116						
94460	70281	125						
9505-198-9110		044						
		089						
9505-222-3826		017						
		089						
9505-596-1620		070						
		089						
9505-596-1621		071						
		089						
9510-198-7873		088						
95932	29883	036						
		036						
		036						
		089						
99259	70281	106						

By Order of the Secretary of the Army:

**HAROLD K. JOHNSON,**  
*General, United States Army,*  
*Chief of Staff.*

Official:

**KENNETH G. WICKHAM**  
*Major General, United States Army,*  
*The Adjutant General.*

Distribution:

Active Army:

USASA (2)	MOTKI (2)
ACSI (1)	MOTSU (2)
DCSLOG (1)	EAMTMTS (1)
CNGB (1)	CAMTMTS (1)
TSG (1)	WAMTMTS (1)
CofEngrs (3)	Div Engr (2)
OACSC-E (1)	Engr Dist (2)
Dir of Trans (1)	USAERDL (3)
CofSptS (1)	USAMECOM (46)
USAMB (1)	Engr Cen (5)
USAARTYBD (2)	USAREUR Engr Proc Cen (2)
USA Armor Bd (2)	USAREUR Engr Sup Con Agcy (10)
USAIB (2)	Engr FLDMS (2)
USARADB (2)	Fort Knox FLDMS (10)
USAAESWBD (2)	Fld Comd, DASA (8)
USAAVNTBD (2)	AMS (3)
USCONARC (3)	USACOMZEUR (2)
OS Maj Comd (5) except	USAC (1)
USARJ (1)	MAAG (1)
USASETAF (2)	JBUSMC (1)
USAMC (1)	USARMA (1)
MDW (1)	USARMIS (1)
Armies (2)	Units org under fol TOE:
Corps (2)	5-48 (2)
Div (2)	5-114 (2)
Engr Bde (1)	5-115 (2)
Svc Colleges (2)	5-117 (2)
Br Svc Sch (2)	5-129 (2)
USACDCEC (10)	6-2!7 (5)
USMA (2)	5-262 (5)
GENDEP (10)	5-267 (1)
Engr Dep (10)	5-278 (5)
Army Dep (2) except	5-279 (2)
TOAD (3)	5-500 (BC, BH,
MOTBA (2)	EA, EB, GK) (2)
MOTBY (2)	55-117 (2)

NG: None

USAR: Same as active Army except allowance is one (1) copy for each unit.

For explanation of abbreviations used, see AR 32050.

\*U.S. GOVERNMENT PRINTING OFFICE: 1987 0-181-421 (70019)

RECOMMENDED CHANGES TO EQUIPMENT TECHNICAL PUBLICATIONS



THEN... JOT DOWN THE DOPE ABOUT IT ON THIS FORM, CAREFULLY TEAR IT OUT, FOLD IT AND DROP IT IN THE MAIL!

**SOMETHING WRONG WITH THIS PUBLICATION?**

FROM: (PRINT YOUR UNIT'S COMPLETE ADDRESS)

DATE SENT

PUBLICATION NUMBER

PUBLICATION DATE

PUBLICATION TITLE

BE EXACT... PIN-POINT WHERE IT IS

PAGE NO.

PARA-GRAPH

FIGURE NO.

TABLE NO.

IN THIS SPACE TELL WHAT IS WRONG AND WHAT SHOULD BE DONE ABOUT IT:

TEAR ALONG PERFORATED LINE

PRINTED NAME, GRADE OR TITLE, AND TELEPHONE NUMBER

SIGN HERE:

DA FORM 2028-2  
1 JUL 79

PREVIOUS EDITIONS ARE OBSOLETE.

P.S.—IF YOUR OUTFIT WANTS TO KNOW ABOUT YOUR RECOMMENDATION MAKE A CARBON COPY OF THIS AND GIVE IT TO YOUR HEADQUARTERS.

**PIN: 012220-000**